



2018 OFFICE FURNITURE BUYERS GUIDE





Everything you need
for today's office in our
easy to use catalog



Electric Height Adjustable Tables PAGES 26 - 27



CoolMesh Pro Seating PAGE 81



Conference Tables PAGES 51 - 54



Elements Laminat Series PAGES 14 - 21

Dear Customer

We offer the best quality of office furniture available in today's market. From contemporary to traditional, functional to luxurious, we've got the answer to all your furnishing needs, no matter what your budget will allow. What's more, we've made our catalog easy to use. On each page, you'll find exactly what we have in stock and the corresponding fabrics and finish. And if you see something you like, but want it in a different size, color or finish, just give us a call and we'll be glad to order it for you. We appreciate your interest, and look forward to helping you make your office everything you want it to be.



Casegoods: Laminate 2 - 23, 28 - 31



Height Adjustable Tables 25 - 27



Casegoods: Traditional 32 - 41



Desk Mounted Panels 24, 44 - 46



Panel Systems 42 - 43



Tables & Presentation 47 - 60, 105



Table Tops & Bases 56 - 57



Seating: Reception 61 - 69



Seating 69 - 104



Files & Storage 106 - 113



Accessories 114 - 120



We strongly support recycling efforts.
Please recycle this catalog. This catalog is printed using vegetable based inks.



All Performance Laminate products and most seating lines are built from environmentally friendly materials which meet or exceed California's 2010 environmental guidelines.

List prices are effective at time of publication and are subject to change without notice. Not responsible for printing or typographical errors. Fabrics and finishes shown are representations and due to printing process, may not be exact.



CLASSIC LAMINATE SERIES



CASEGOODS




RICH IN STYLING and superior in construction, the Performance Laminate Series offers an intelligent solution to any workstation need. Available in a wide range of components and sizes, it can be easily pieced together to create the configuration that best suits your needs. Attention to detail in design, quality of hardware, and use of premium grade laminate work surfaces ensure years of trouble free use.

Workstation Shown **Suite PL101:**
PL189, PL193, PL182L/R, PL166, PL1440H,
PL44SGD(2), PL112, PL152, PL152SGD
List \$4523
Tackboard PL118VISC List \$209

FEATURES

- 3 mil PVC Tough Edge on all exposed edges
- Choice of laminate finishes
- Top quality Steel Ball Bearing Drawer Slides
- Metal connections for increased durability
- Flared drawer pulls for an enhanced look
- Core removable locks, grommets and leveling glides included

Available Finishes



*White - Limited SKUs, see page 10.

**Maple - Please call for availability 2-4 weeks.

Workstation Shown **Suite PL102:**
PL177L/R, PL193, PL143, PL166, PL1440H,
PL44SGD(2), PL112 List \$3424
Tackboard PL118DGREY List \$169
Task Light PLEDBUDTL48 List \$159
Keyboard EZ0036 List \$139



Edge Detail



3 mil PVC Tough Edge



Top Quality Drawer Slides

Hutch Options



See Page 7

Handle Options



Black – standard on Cherry, Mahogany, Maple and Honey. Optional on all other finishes. PLPULLHLLBK List \$19 each



Nickel – standard on Espresso, Modern Walnut and Newport Gray. Optional on all other finishes. PLPULLHLNI List \$19 each



Silver Square Drawer Pulls Optional on all finishes. PLPULLRSI List \$29 each



Available Finishes



*White - Limited SKUs, see page 10. **Maple - Please call for availability 2-4 weeks.



Workstation Shown **Suite PL103:**
PL133L/R, PL133LEGSIL, PL193, PL143,
PL114, PL144OH, PL44SGD List \$2864
Tackboard PL118DGREY List \$169

Workstation Shown **Suite PL104:**
PL131, PL131/147LEGSIL, PL193,
PL181L/R, PL107, PL140OH, PL40LD
List \$1994
Tackboard PL117VISC List \$189



Workstation Shown **Suite PL105:**
PL189, PL193, PL182L/R, PL166,
PL144OH, PL44SGD List \$2445
Tackboard PL118VISC List \$209
Keyboard Tray: EZ0036 List \$139



Workstation Shown **Suite PL107:**
PL177L/R, PL193, PL166
PL143, PL144OH, PL44SGD,
PL150 List \$3154



Workstation Shown **Suite PL106:**
PL101, PL197, PL143, PL166
List \$1536



Workstation Shown **Suite PL108:** PL133L/R, PL133LEGSIL, PL179, PL1007, PL2080H(2), PL44SGD(2), PL151, PL150/51SGD(2) List \$4071



Workstation Shown **Suite PL109:**
PL177L/R, PL192, PL166 List \$1347
Keyboard Tray: EZ0036 List \$139



Workstation Shown **Suite PL110:**
PL131, PL131/147LEGSIL, PL192,
PL166 List \$1116



Workstation Shown **Suite PL111:**
PL133L/R(2), PL133LEGBLK(2),
PL192(2), PL166(2)
List \$2752
Keyboard Tray: EZ0036 List \$139ea




Workstation Shown **Suite PL112**: PL182L/R, PL192, PL166, PL1440H, PL44SGD, PL207 List \$3225 (whiteboard not included).

FEATURES

- 3 mil PVC Tough Edge on all exposed edges
- Choice of laminate finishes
- Top quality Steel Ball Bearing Drawer Slides
- Metal connections for increased durability
- Flared drawer pulls for an enhanced look
- Core removable locks, grommets and leveling glides included

Available Finishes



*White - Limited SKUs, see page 10.

**Maple - Please call for availability 2-4 weeks.



Workstation Shown **Suite PL113**: PL178L/R, PL192, PL166, PL1440H, PL44LD List \$1896
Tackboard: PL118VISC List \$209



Workstation Shown **Suite PL114**: PL182L/R, PL192, PL107(2) List \$1396



Workstation Shown **Suite PL115**: PL102, PL145, PL166, PL175 List \$1626



CLASSIC LAMINATE SERIES



CASEGOODS



Workstation Shown **Suite PL116:** PL177L/R, PL145, PL166, PL114 List \$2286



Workstation Shown **Suite PL117:**
PL104, PL107 List \$658



Workstation Shown **Suite PL118:**
PL101, PL166, PL175 List \$1397



Workstation Shown **Suite PL119:**
PL102, PL107(2) List \$1057



Workstation Shown **Suite PL120:**
PL102, PL145, PL107(2)
List \$1356



Workstation Shown **Suite PL121:**
PL102, PL145, PL107 List \$1027



Workstation Shown **Suite PL122:** PL101,
PL145, PL166, PL175
List \$1696

FEATURES

- 3 mil PVC Tough Edge on all exposed edges
- Choice of laminate finishes
- Top quality Steel Ball Bearing Drawer Slides
- Metal connections for increased durability
- Flared drawer pulls for an enhanced look
- Core removable locks, grommets and leveling glides included

Edge Detail



3 mil PVC Tough Edge



Top Quality Drawer Slides



Choose a Hutch That Fits Your Needs!



Open Hutch
15"D x 36"H
PL1440H - 71"W List \$509
PL1400H - 66"W List \$499
PL1410H - 60"W List \$489

Shown with optional tackboard



Hutch With 2 Silver Frame Glass Doors 15"D x 36"H
PL1440H/PL44SGD - 71"W List \$729
PL1400H/PL40SGD - 66"W List \$719
PL1410H/PL41SGD - 60"W List \$709

Shown with optional tackboard



Hutch With 2 Laminate Doors
15"D x 36"H
PL1440H/PL44LD - 71"W List \$559
PL1400H/PL40LD - 66"W List \$549
PL1410H/PL41LD - 60"W List \$539

Shown with optional tackboard



Hutch With 4 Silver Frame Glass Doors 15"D x 36"H
PL1440H/PL44SGD(2) - 71"W List \$949
PL1400H/PL40SGD(2) - 66"W List \$939
PL1410H/PL41SGD(2) - 60"W List \$929

Shown with optional tackboard



Hutch With 4 Laminate Doors
15"D x 36"H
PL1440H/PL44LD(2) - 71"W List \$609
PL1400H/PL40LD(2) - 66"W List \$599
PL1410H/PL41LD(2) - 60"W List \$589

Shown with optional tackboard

Optional Center Hutch Divider



PL44CHD (for PL1440H only) List \$80

Available Finishes



*White - Limited SKUs, see page 10. **Maple - Please call for availability 2-4 weeks.

Tackboard Options




Visconti Fabric



Dark Gray Fabric

LED Task Lights For Hutch



Model No. PLEDBUOTL24 - 24"W
List \$129



Hutch Doors with Lock
For PL1440H Hutch only
PL44LDLOCK List \$90

Wall Mounted Storage



Wall Mounted Storage with 2 Silver Frame Glass Doors
15"D x 17"H x 36"W
PL2080H/PL44SGD
List \$569



Wall Mounted Storage with 2 Laminate Doors
15"D x 17"H x 36"W
PL2080H/PL44LD
List \$399

Wall Mounted Storage without Doors (not shown)
PL2080H List \$349



Workstation Shown **Suite PLB301**: PL182R, PL182L, PL166(2), PL192(2), PBTC36R(2), PBTC36L(2), PBTR36(4), PB21236ACRSIL(8), PBP12(14), PL183(4), PL2080H(4), PL44SGD(4) List \$15,096

Reception Solutions



Workstation Shown **Suite PLB302**: PL182L/R, PL192, PL166, PB21236ACRSIL(4), PBP12(7), PBTR36(2), PBTC36L, PBTC36R List \$2812
Keyboard Tray: EZ0036 List \$139



Workstation Shown **Suite PL123**: PL169NTT, PL169TT, PL180, PL107 List \$1378



Workstation Shown **Suite PLB303**: PL182L/R, PL192, PL166, PB21236VISC311SIL(4), PBP12(7), PBTR36(2), PBTC36L, PBTC36R List \$2772
Keyboard Tray: EZ0036 List \$139



Workstation Shown **Suite PL124**: PL169NTT, PL169TTGLASS/WHT, PL180, PL107(2) List \$2017



Workstation Shown **Suite PL125**: PL169NTT, PL169TT, PL169RISERBRU, PL107(2) List \$1477

Storage Solutions



71" High Bookcase
Model No. PL156
4 Adjustable Shelves,
1 Fixed Shelf
32"W x 14"D x 71"H
List \$429

48" High Bookcase
Model No. PL155
3 Adjustable Shelves
32"W x 14"D x 48"H
List \$299

30" High Bookcase
Model No. PL154
1 Adjustable Shelf
32"W x 14"D x 30"H
List \$229



PL156, PLBCDK List \$558




PL150 List \$749



PL207 List \$1299

Available Finishes



*White - Limited SKUs, see page 10.

**Maple - Please call for availability 2-4 weeks.

Handle Options



Black - standard on Cherry, Mahogany, Maple and Honey. Optional on all other finishes. PLPULLHLLBK List \$19 each



Nickel - standard on Espresso, Modern Walnut and Newport Gray. Optional on all other finishes. PLPULLHLNI List \$19 each



Silver Square Drawer Pulls Optional on all finishes. PLPULLRSI List \$29 each



PL151 List \$929



PL152, PL112 List \$1428



PL153, PL112 List \$1148



PL184 List \$2199



PL113 List \$489



PL112 List \$799



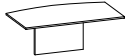
PL114 List \$869



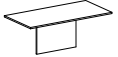
CLASSIC LAMINATE SERIES



CASEGOODS



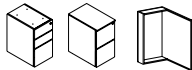
Step Front Series: Bowfront Top with Laminate Modesty Panel
PL489 71"W x 36"/41"D List \$389



Step Front Series: Desk Top with Laminate Modesty Panel
PL401 71"W x 36"D List \$339
NEW! PL402 66"W x 30"D List \$299



Step Front Series: Acrylic Modesty Panel
PL71SGM 40"W x 28"H List \$459
Replaces supplied laminate panel

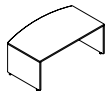


Box/Box/File Pedestal with Lock 15 1/2"W
PL166* 22"D x 28.5"H List \$459
File/File Pedestal with Lock 15 1/2"W
PL175* 22"D x 28.5"H List \$469

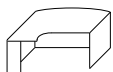
Step Front Series: False Pedestal 15 1/2"W
PL468 36 3/8"D x 28 1/2"H List \$249
NEW! PL468 30 29 1/2"D x 28 1/2"H List \$239



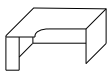
Desk Shell
PL104 48"W x 24"D List \$329
PL121 48"W x 30"D List \$359
PL103 60"W x 30"D List \$369
PL102 66"W x 30"D List \$399
PL101 71"W x 36"D List \$469
PL105 71"W x 30"D List \$469



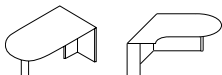
Bow Front Desk Shell
PL187 66"W x 30/36"D List \$549
PL189 71"W x 36/41"D List \$559



Bow Front Desl with Corner Extension
PL177L/R 71"W x 30/42/48"D List \$659
(L shown)



Pork Chop Desk Shell
PL178L/R 71"W x 30/42"D List \$649
(L shown)

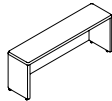


Bullet Desk
PL131 66"W x 30"D List \$299
PL147 71"W x 36"D List \$329

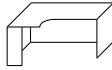
Leg for Bullet Desk
PL131/147Leg BLK Black List \$109
PL131/147Leg SIL Silver List \$129

Bullet Desk with Corner
PL133L/R 71"W x 30/42"D List \$569
(L shown)

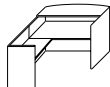
Leg for Bullet Desk with Corner
PL133Leg BLK Black List \$119
PL133Leg SIL Silver List \$139



Credenza Shell
PL129 60"W x 24"D List \$359
PL111 66"W x 24"D List \$359
PL143 71"W x 24"D List \$369
PL142 Half Leg 12"D List \$59
(PL142 attaches to credenza shell for extra support on larger applications)



Credenza with Corner Extension
PL181L/R 66"W x 24/36"D List \$499
PL182L/R 71"W x 24/36"D List \$509
(L shown)



Reception Desk Shell
PL169NTT* 71"W x 30"D x 42"H List \$599

Transaction Top
Use with or without risers
PL169TT* 71"W List \$110

Glass Transaction Top with Risers
PL169TTGLASS/WHT 71"W List \$420

Transaction Top Riser
Brushed aluminum counter riser 7 per set
PL169RISERBRU List \$110

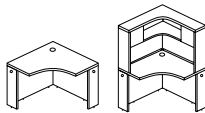
Reception Return Shell - Reversible
PL180* 42"W x 24"D x 42"H List \$340



Bridge
PL195 24"W x 24"D List \$159
PL188 30"W x 24"D List \$179
PL193 35"W x 24"D List \$189
PL197 42"W x 24"D List \$239
PL170 48"W x 24"D List \$249



Return - Reversible
PL194 24"W x 24"D List \$209
PL179 30"W x 24"D List \$219
PL192 35"W x 24"D List \$229
PL196 42"W x 24"D List \$289
PL145 48"W x 24"D List \$299
PL198** 35"W x 20"D List \$229
PL146** 40"W x 20"D List \$289
**Uses PL108 Pedestal



Corner Desk Shell
PL134 42"W x 24"D List \$489
PL163** 36"W x 24"D List \$469
**Hutch not available for PL163

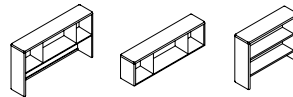
Corner Desk Hutch for PL134
PL126 36"H x 42"W x 24"D List \$679



Wall Mount Storage
PL2080H* 36"W x 15"D x 17"H List \$349

Door Kits for PL2080H
PL44LD* 2 Laminate Doors List \$50
PL44SGD 2 Silver Framed Glass Doors List \$220

NEW! Sliding Door Kits for PL2080H
PL08RAILS SI Sliding Door Track List \$59
PL44SLIDESGD 2 Sliding Doors List \$160



Hutch with 2 Doors 36"W
PL125 48"W x 15"D List \$449

Open Hutch 36"W
PL1410H 60"W x 15"D List \$489
PL1400H 66"W x 15"D List \$499
PL1440H 71"W x 15"D List \$509

Open Hutch 17"W
PL20440H* 71"W x 15"D List \$579

Open Hutch 36"W
PL153 35 1/2"W x 14"D List \$349

Divider for Open Hutch
Makes 4 shelves in center section
PL44CHD* List \$80
For PL1440H, PL10440H, PL20440H

Laminate Door Kits For Open Hutch (set of 2 doors)
PL41LD for PL1410H List \$50
PL40LD for PL1400H List \$50
PL44LD* for PL1440H List \$50
NEW! PL44LDLock* Lock for door List \$90

Laminate Framed Glass Door Kits For Open Hutch (set of 2 doors)
For PL1440H, PL2080H, PL20440H
PL44GLDRL List \$130

Silver Frame Glass Door Kits For Open Hutch (set of 2 doors)
PL41SGD for PL1410H List \$220
PL40SGD for PL1400H List \$220
PL44SGD for PL1440H List \$220

NEW! Sliding Door Kits For Open Hutches: PL1440H, PL20440H
PL44RAILS SI Sliding Door Track List \$90
PL44SLIDE SGD 2 sliding doors List \$160



Opening Hutch Organizer
PL122 Black 12"W x 18 1/2"D x 12 1/2"H List \$149

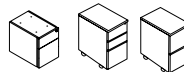


Tackboard - Gray
PL116 DGY Fits PL125 List \$129
PL115 DGY Fits PL141 List \$139
PL117 DGY Fits PL140 List \$149
PL118 DGY Fits PL144 List \$169
PL124 DGY Fits PL126 List \$199

Tackboard - Desert or Visconti (NEW!)
PL116 DES or VIS Fits PL125 List \$169
PL115 DES or VIS Fits PL141 List \$179
PL117 DES or VIS Fits PL140 List \$189
PL118 DES or VIS Fits PL144 List \$209
PL124 DES or VIS Fits PL126 List \$239

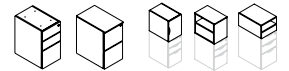
Core Kit - Lock Kit
PL COREKIT Lock Core & Keys (no housing) List \$29 ea.
PL LOCKKIT Lock Housing, Core & Keys List \$29 ea.

Optional Silver Pull
PLPULL HL NI Large Silver Pull List \$19 ea
PLPULL R SI Rectangular Pull List \$29 ea



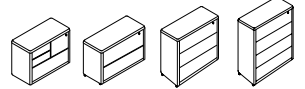
Hanging Pedestal - 3/4 - 15 1/2"W
PL107 Box/File 22"D List \$329
PL108 Box/File 18" D for 20" D Returns List \$329

Mobile Pedestal - 16"W X 28 1/2"W
PL148 Box/Box/File 22"D List \$559
PL149 File/File 22"D List \$589



Deluxe Pedestal - Full - 15 1/2"W
PL166* Box/Box/File 22"D List \$459
PL175* File/File 22"D List \$469
PL66T* Top Panel for PL166 & PL175 for Freestanding Use 16"W x 22"D x 1"H List \$59

Storage for PL166 & PL175 - 16"W
PL1052* 22"D x 21"H List \$339
PL1053* 22"D x 21"H List \$269
NEW! PL1066* 22"D x 11 1/2"H List \$219

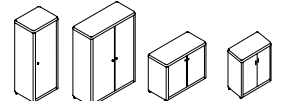


Combo Lateral File with Removable Top
PL114 Box/Box/File/Lateral 30"W x 22"D x 29H List \$869

2-Drawer Lateral File with Removable Top
PL112* Letter or Legal Filing 35 1/2"W x 22"D x 29"H List \$799
PL110* Creates a single surface for the tops of two 35 1/2" W cabinets or lateral files List \$209

3 Drawer Lateral File 35 1/2"W
PL183 22"D x 42"H List \$1799

4 Drawer Lateral File 35 1/2"W
PL184 22"D x 54 1/2"H List \$2199

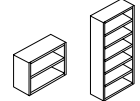


Personal Unit 18"W
PL150 24"D x 66"H List \$749

Storage Cabinets 35 1/2"W
PL113* 22"D x 29"H List \$489
PL152* 22"D x 36"H List \$629
PL151* 22"D x 66"H List \$929

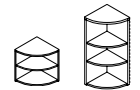
Mobile Storage Cabinet, Locking
PL204 1 adjustable shelf 24"W x 24"D x 29"H List \$369

Aluminum Framed Glass Door Kits
PL113SGD 2 Doors for PL113 List \$279
PL152GSD 2 Doors for PL152 List \$430
PL150/151SGD1 1 Door for PL151 & PL150 List \$289 ea. (order 2 for PL151)



Bookcases 32"W
PL154 30"H x 14"D List \$229
PL155 48"H x 14"D List \$299
PL156 71"H x 14"D List \$429
PL156SHELF Extra Shelf List \$49

Door Kit for PL154, 155 & 156
PLBC DK Set of 2 bottom doors with lock 32"W x 38"H List \$129



Corner Bookcases
PL160 24"W x 30"H List \$389
PL161 15"W x 36"H stackable List \$269

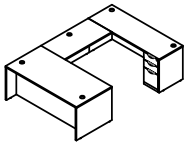


Square Metal Grommet - Optional
PLTSQGM SIL Brushed Steel List \$25ea
PLTSQGM BLK Black List \$25ea

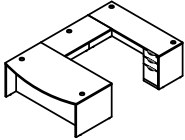
Plastic Grommet
PLTGROMMET BLK Black List \$15ea
PLTGROMMET SIL Silver List \$15ea

* Items available in White.

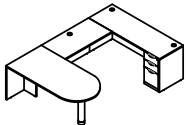
Typical Configurations



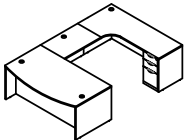
Rectangular U-Station
PL101/170/143/166 71"W x 107"D
List \$1546
PL102/197/111/166 66"W x 96"D
List \$1466



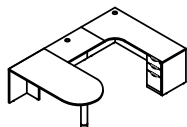
Bowfront U-Station
PL189/170/143/166 71"W x 112"D
List \$1636



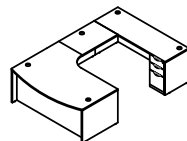
Bullet U-Station with Silver Leg
PL147/131/147LEGSIL/170/143/166
71"W x 107"D
List \$1535
PL131/131/147LEGSIL/170/111/166
66"W x 101"D
List \$1495



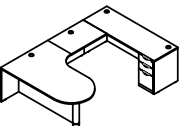
Bowfront U-Station with Back Inner Curve
PL189/193/182/166 71"W x 112"D
List \$1716



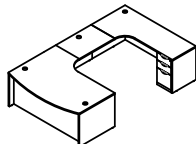
Bullet U-Station with Back Inner Curve and Silver Leg
PL147/131/147LEGSIL/193/182/166
71"W x 107"D List \$1615
PL131/131/147LEGSIL/193/181/166
66"W x 101"D List \$1575



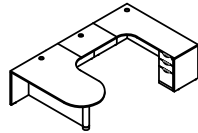
Bowfront U-Station with Front Inner Curve
PL177R/193/143/166 71"W x 107"D
List \$1676



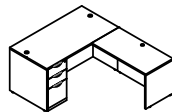
Bullet U-Station with Front Inner Curve and Silver Leg
PL133R/133LEGSIL/193/143/166
71"W x 101"D List \$1725



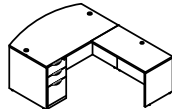
Bowfront U-Station with Front and Back Inner Curves
PL177R/195/182/166 71"W x 108"D
List \$1786



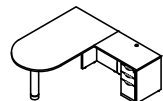
Bullet U-Station with Front and Back Inner Curves and Silver Leg
PL133R/133LEGSIL/195/182/166
71"W x 102"D
List \$1835



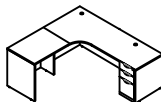
Rectangular L Desk
PL101/145/166 71"W x 83"D List \$1227
PL102/196/166 66"W x 72"D List \$1147



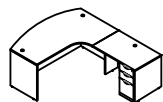
Bowfront L Desk
PL189/145/166 71"W x 88"D List \$1317



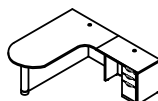
Bullet L Desk with Silver Leg
PL147/131/147LEGSIL/145/166
71"W x 83"D List \$1216
PL131/131/147LEGSIL/196/166
66"W x 72"D List \$1176



Corner Station with Inner Curve
PL182L/192/166 71"W x 71"D List \$1197
PL181L/179/166 66"W x 66"D List \$1177



Bowfront L Desk with Inner Curve
PL177R/192/166 71"W x 83"D List \$1347



Bullet L Desk with Inner Curve
PL133R/133LEGSIL/192/166
71"W x 77"D List \$1396

Complete Keyboard Systems



This complete system features our finest low profile mechanism that allows the tray to swivel, tilt (positive 15° and negative 15°), change height and retract out of the way under the worksurface. Complete with a comfort wrist rest and mouse surface that will attach to either side.



A. EZ0021
Deluxe Keyboard Tray with Adjustable Mouse Surface and Padded wrist rest List \$199



C. EZ0046
Premium Extra Wide 28" Pull-out Keyboard tray with wrist rest. List \$149

B. EZ0021-SL
Deluxe Keyboard Tray with Adjustable Mouse Surface and Padded wrist rest with Extended Arm Mechanism. (Not Shown.) List \$279

D. EZ0036
Pull-out Keyboard Tray with Reversible Mouse Surface and wrist rest. List \$139



LED Task Lights

Add a task light to any hutch.

LED Task Lights

Model No. PLEDBUDTL24 - 24"W List \$129
Model No. PLEDBUDTL48 - 48"W List \$159
Model No. PLEDBUDTLMag - magnet List \$40
Model No. PLEDDIMTL24Mag - 24"W List \$189
Model No. PLEDDIMTL36Mag - 36"W List \$269

Center Drawer

This low profile center drawer attaches to any worksurface. Features ball-bearing suspensions.



Center Drawer
Model No. CDR1
(21 1/4"W x 16 1/2"D) List \$112

Square Grommet Cover

Fits in all Performance Laminate Grommet holes.



Square Grommet Cover
Model No. PLSQRMSI, Brushed Metal List \$25
Model No. PLSQRMBK, Black List \$25



CLASSIC LAMINATE SERIES



CASEGOODS



WHITE RECEPTION & STORAGE SOLUTIONS: For a bold modern look. Superior in construction, the Performance Laminate Series offers an intelligent solution to any reception need. Attention to detail in design, quality of hardware, and use of premium grade laminate work surfaces ensure years of trouble free use.

Workstation Shown **Suite PL126:** PL169NTT(2), PL169TT(2), PL169RISERBRU(2), PL152(4), PL2080H(4), PL44SGD(4) List \$6430
Coffee Table: PLT30R, PLTVLEG417 List \$318



Workstation Shown **Suite PL127:** PL169NTT, PL169TT, PL169RISERBRU, PL1007(2), PLCUSH1623(2) List \$2055
Coffee Table: PLT30R, PLTPOST19BRU, PLTRBBASE23BRU List \$498



PL152, PL112, PL152SGD
List \$1858



PL152 List \$629



PL112 List \$799



PL113 List \$489




INTRODUCING THE STEP FRONT LAMINATE SERIES combining a modern 21st century design with practicality and value. Features include stepped back modesty panels, optional glass panel insert and designer hardware. The Step Front Laminate Series components are fully compatible with our popular Classic Laminate Series for added versatility and flexibility. Greenguard certified for a healthier environment.

Workstation Shown **Suite PL128:** PL489, PL71SGM, PL468-36(2), PL193, PL182L/R, PL166, PL144OH, PL44SGD(2), PL112, PL152, PL152SGD List \$4880
Tackboard PL118 DGrey List \$129

FEATURES

- 3-mil PVC Tough Edge on all exposed edges
- Choice of 3 laminate finishes
- Top quality Steel Ball Bearing Drawer Slides
- Metal connections for increased durability
- Flared drawer pulls for an enhanced look
- Core removable locks, grommets and leveling glides included

Edge Detail




3 mil PVC Tough Edge

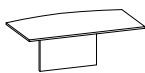
Workstation Shown **Suite PL129:** PL489, PL468 -36(2), PL170, PL143, PL166, PL144OH, PL44LD, List \$2523
Tackboard PL118VISC List \$209
Task Light PLEDBUDTL48 List \$159
Keyboard Tray EZ0036 List \$139



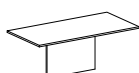
Available Finishes



Step Front Laminate Series Components



Bowfront Top with Laminate Modesty Panel
PL489
71"W x 36"/41"D
List \$389



Desk Top with Laminate Modesty Panel
PL401 - 71"W x 36"D List \$339
PL402 - 66"W x 30"D List \$299



Glass Modesty Panel
PL71SGM
(Fits PL489, PL401)
40"W x 28"H
List \$459



Deluxe Pedestal - Full - 15½"W
PL166 Box/Box/File 22"D
List \$459
PL175 File/File 22"D
List \$469



False Pedestal 15.75"W
PL468-36 (Fits PL401, PL489)
35.5"D x 28.5"H List \$249
PL468-30 (Fits PL402)
29.5"D x 28.5"H List \$239

Coordinates with all Classic Laminate casegoods see pages 2 - 11




INTRODUCING THE ELEMENTS LAMINATE SERIES - Simple, Contemporary, Affordable. Features include heavy duty steel frame and your choice of laminate finishes. Greenguard Certified.

Workstation Shown **Suite PLT201**: PLT3072, PLT2448, PLT2472, PLTMDB72(2), PLTUSUPPORT, PLTLEGU30(2), PLTLEGU24(2), PL2080H(2), PL44SGD(2), CPSBBF
List \$3517

FEATURES

- 3 mil PVC Tough Edge on all exposed edges
- Choice of laminate finishes
- Top quality Steel Ball Bearing Drawer Slides
- Flared drawer pulls for an enhanced look
- Core removable locks and leveling glides included.

Available Elements Finishes



Workstation Shown **Suite PLT202**: PLT3072, PLT2448, PLT2472, PLTUSUPPORT, PLTLEGU24(2), PLTLEGU30(2), PLTMDB72(2), PL10440H, PLTLPHS20, PL44SGD, PL1007, PLCUSH1623, PLTAP1566S(1), PLTSBUDMSGLSI
List \$3674

Coordinates with all Classic Laminate casegoods see pages 2 - 11



Workstation Shown **Suite PLT203**: PLT3072, PLT2472, PLTLEGU30(2), PLTLP24DR, PLTMDB72, PLTRB72, PL1012, PL1013, PL110, PLCUSH2136, PL2080H(2), PL44SGD(2), PLT42R, PLTRBBASE23BRU, PLTPOST28BRU List \$4575




Workstation Shown **Suite PLT204**: PLT2472(4), PLT2448(4), PLTMDB72(4), PLTRB48(4), PLTLEGU24(12), PL1007(4), PLTAP1554S(2), PLTSBUDMDUALS(2) List \$7404



Workstation Shown **Suite PLT205:** PLT3072(4), PLTMDB72(4), PLTCBB(4), PLTLEGU60(3), CPPBF(4), PLCUSH1522(4), PLTFP1554(2), PLTSBUDMDUALS(2) List \$5247

Available Elements Finishes



Workstation Shown **Suite PLT206:** PLT3072, PLTMDB72, PLT2442, PLTRETSSUPPORT, PLTLEGU30(2), PLTLEGU24, CPSBBF List \$1682



Leg Options



Silver U Leg

White U Leg



Workstation Shown **Suite PLT207:** PLT3072(4), PLTLEGU60(3), PLTMDB72(4), PLTCBB(4), PLTAP1554S(2), PLTSBUDMDUALS(2) List \$3215

Coordinates with all Classic Laminate casegoods see pages 2 – 11



Workstation Shown **Suite PLT208**: PLT3072(4), PLTLEGU60(3), PLTMDB72(4), PLTCBB(4), PL1007(4), PLCUSH1623(4), PL10440H(4), PLTLPHS14(4), PL44LD(4) List \$7763



Workstation Shown **Suite PLT209**: PLT3072(6), PLTLEGU60(2), PLTMDB72(6), PLTLEGU4860LCMB(2), PLTCBB(2), PL10440H(6), PLTLPHS27SINGLE(6), PLTLPHSGSLIDE(6), PL1007(6), PLCUSH1623(6), PLTFP1554(3), PLTSBUDMDUAL(3) List \$11,927

Coordinates with all Classic Laminate casegoods see pages 2 - 11



INTRODUCING THE ELEMENTS LAMINATE SERIES: Simple, Contemporary, Affordable. Features include heavy duty steel frame and your choice of White, Modern Walnut, Espresso, Maple and Newport Gray laminate finishes. Greenguard Certified.

Workstation Shown **Suite PLT210:** PLT3072, PL1012, PL1013, PL110, PL2080H(3), PL44LD(3), PLTLEGU30, PLTLP30DR, PLTMDB72, PLCUSH2136 List \$3479

FEATURES

- 3 mil PVC Tough Edge on all exposed edges
- Top quality Steel Ball Bearing Drawer Slides
- Flared drawer pulls for an enhanced look
- Core removable locks and leveling glides included

Available Elements Finishes



Workstation Shown **Suite PLT211:** PLT2472, PL1012, PL1013, PL110, PLTLEGU24, PLTLP24DR, PLTMDB72, CMS03SILVER, PLCUSH2136 List \$2271



Workstation Shown **Suite PLT212:** PLT3072, PL1012, PL1013, PL110, PL10440H, PLTLPHS27, PL44LD, PLTLEGU30, PLTLP30DR, PLTMDB72 List \$2851

Coordinates with all Classic Laminate casegoods see pages 2 - 11



Workstation Shown **Suite PLT213**: PLT3072(4), PLT2472(4), PL1012(4), PL1013(4), PL110(4), PL1007(4), PLTRB72(4), PLTLEGU30(8), PLTLP24DR(4), PLTMDB72(4), PLCUSH2136(4), PLCUSH1623(4), PLTAP1554S(2), PLTSBUDMDUALS(2) List \$14,187



Workstation Shown **Suite PLT214**: PLT2472(6), PL1012(6), PL1013(6), PL110(6), PLTDEAB7248(6), PLTDEABFEET24SIL(6), PLTDEPREMOTE(6), PLTAP1554S(6), PLTSBUDMSGSL(6) List \$22,632

Coordinates with all Classic Laminate casegoods see pages 2 - 11



Workstation Shown **Suite PLT215:** PLT3072(4), PL1012(8), PL1013(4), PL110(6), PL150(4), PL150/151SGD(4), PLTLEGU30(4), PLTL30DR(4), PLTMDB72(4), PLCUSH2136(4), PL10440H(2), PL1022HS(4), PL44SGD(2) List \$19,348



Workstation Shown **Suite PLT216:** PLT3072, PLT2460(2), PL1012(2), PL1013(2), PL110(2), PLTLEGU30(2), PLTLP24DR(2), PLTMDB72, PLT60MS(2), PLTFETSUPPORT(2), PLTAP1554S(2), PLTSBUDMSGL(2) List \$4918



Workstation Shown **Suite PLT217:** PLT3072(2), PL1012(2), PL1013(2), PL110(2), PLTDEAB7248NF(2), PLTDEABFEET30(2), PL2080H(4), PL44SGD(4) List \$9126

FEATURES

- 3 mil PVC Tough Edge on all exposed edges
- Top quality Steel Ball Bearing Drawer Slides
- Flared drawer pulls for an enhanced look
- Core removable locks and leveling glides included

Available Elements Finishes



Designer Fabric Cushions



PLCUSH1623 Available in Lime Green, Grey, Celestial Blue, Red and Visconti Fabric. For use with PL1007 Laminate Pedestal. List \$119



PLCUSH2136 Available in Lime Green, Grey, Celestial Blue, Red and Visconti Fabric. For use with PL1012 and PL1013 Laminate Storage. List \$219



PLCUSH1522 Available in Lime Green, Grey, Celestial Blue, Red and Visconti Fabric. For use with CPPBF, CPSBBF, CPSFF metal pedestals List \$109

Coordinates with all Classic Laminate casegoods see pages 2 - 11



Elements Series Components

Main Desk Tops - Rectangular List

PLT2460	60"W x 24"D	\$229
PLT2466	66"W x 24"D	\$249
PLT2472	72"W x 24"D	\$259
PLT3048	48"W x 30"D	\$219
PLT3060	60"W x 30"D	\$269
PLT3066	66"W x 30"D	\$279
PLT3072	72"W x 30"D	\$289
PLT3672	72"W x 36"D	\$349

Main Desk Tops - Corner List

PLT663624L	66"W x 36"/24"D	\$339
PLT663624R	66"W x 36"/24"D	\$339
PLT723624L	72"W x 36"/24"D	\$439
PLT723624R	72"W x 36"/24"D	\$439

Desk Beam Supports List

PLTMDB48	For 48" Desktop	\$59
PLTMDB54	For 54" Desktop	\$59
PLTMDB60	For 60" Desktop	\$69
PLTMDB66	For 66" Desktop	\$79
PLTMDB72	For 72" Desktop	\$89

Return Tops List

PLT2436	36"W x 24"D	\$169
PLT2442	42"W x 24"D	\$189
PLT2448	48"W x 24"D	\$199

Universal Return Support List

PLTRETSUPPORT	For use with 36", 42" & 48" return top	\$49
---------------	--	------

Heavy Duty Return Support List

PLTRB48	For use with 48" return top	\$89
PLTRB60	For use with 60" return top	\$99
PLTRB66	For use with 66" return top	\$109
PLTRB72	For use with 72" return top	\$119

U-Configuration Support List

PLTUSUPPORT	For use with 42" or 48" Bridge	\$60
-------------	--------------------------------	------

Support Leg (set of 2 legs) List

PLTLEGCSL	For use with 48" and 60" legs	\$159
-----------	-------------------------------	-------

Connector Beam Bracket (Pair) - Silver or White List

PLTCBB	Required for use with 48" and 60" legs	\$60
--------	--	------

Flat Bracket List

PLTFB	Flat Bracket	\$15
-------	--------------	------

U Legs - Silver or White List

PLTLEGU24	24"W x 28½"H	\$199 ea
PLTLEGU30	30"W x 28½"H	\$219 ea
PLTLEGU36	36"W x 28½"H	\$299 ea
PLTLEGU48	48"W x 28½"H	\$269 ea
PLTLEGU60	60"W x 28½"H	\$289 ea
PLTLEGU24NB41	24"W x 41"H	\$189 ea
PLTLEGU30NB41	30"W x 41"H	\$209 ea
PLTLEGU48NB41	48"W x 41"H	\$309 ea
PLTLEGU4860ILCMB	Benching Inset Leg	\$499 ea
PLTLEGU4860ILCMB41	Benching Inset Leg 41"H	\$549 ea
PLTLEGUHALF	Half support leg for 24" & 30" work surfaces. Must be used with Desk or Return Support	\$149 ea

Desk Risers - Silver or White List

PLTLP24DR	For 24"D Desk Top	\$119 ea
PLTLP30DR	For 30"D Desk Top	\$139 ea

Metal Pedestals 15"W x 22"D - Silver or White List

CPSBBF	Box/Box/File 26½"H with Glides	\$529
CPSFF	File/File 26½"H with Glides	\$529
CPPBF	Box/File 22½"H with Casters	\$429
CPPCASTERS	Set of 4 Casters for CPSBBF or CPSFF	\$29
PLCUSH1522	Cushion for CPPBF - Available in Lime Green, Gray, Celestial Blue, Red & Visconti Fabric	\$109

Laminate Pedestals 16"W List

PL166	Box/Box/File (without top) 22"D x 28½"H	\$459
PL175	File/File (without top) 22"D x 28½"H	\$469
PL1007	Mobile Box/File 22½"D x 22½"H	\$499
PLCUSH1623	Cushion for PL1007 - Available in Lime Green, Gray, Celestial Blue, Red & Visconti Fabric	\$119
PL66T	Top for PL166 or PL175 Pedestal	\$59

Laminate Storage List

PL1012	2 Drawer Personal Cabinet (without top) 36"W x 22"D x 21"H	\$769
PL1013	Open Bookcase (without top) 36"W x 22"D x 21"H	\$349
PLCUSH2136	Cushion for PL1012 or PL1013 Available in Lime Green, Gray, Celestial Blue, Red & Visconti Fabric	\$219
PL109	36" File Top (for PL1012 or 1013)	\$129
PL110	71" Credenza Top (for PL1012 or 1013)	\$209

Storage Accessories 16"W x 22"D List

PL1053	Open Bookcase 21"H	\$269
PL1052	Single Door Cabinet 21"H	\$339
PL1066	Open Front Bookcase 11½"H	\$219

Overhead & Wall Mount Storage List

PL10440H	71"W Open Overhead Storage Unit	\$469
PL10080H	35.5"W Open Overhead Storage Unit	\$349
PL2080H	35.5"W Wall Mount Storage	\$349
PL20440H	71"W Wall Mount Storage	\$579
PL1022HS	Hutch Support Organizer	\$299
PL44LD	2 Laminate Doors for Hutch	\$50
PL44LDLOCK	2 Locking Laminate Doors For Hutch	\$90
PL44SGD	Aluminum Frame Glass Doors for Hutch	\$220
PLTLPHSGLIDES	Extension glides for 27" hutch support	\$40
PL44CHD	Center hutch divider for PL10440H	\$80

Hutch Risers - Silver or White List

PLTLPHS08	8"H Riser for Overhead Storage	\$179 pair
PLTLPHS14	14"H Riser for Overhead Storage	\$199 pair
PLTLPHS20	20"H Riser for Overhead Storage	\$219 pair
PLTLPHS27	27"H Riser for Overhead Storage	\$269 pair
PLTLPHS27SINGLE	27"H Riser for Overhead Storage	\$135 each

Acrylic Privacy Dividers List

PLTAP1524S	24"W x 15"H	\$159
PLTAP1530S	30"W x 15"H	\$159
PLTAP1536S	36"W x 15"H	\$169
PLTAP1542S	42"W x 15"H	\$189
PLTAP1548S	48"W x 15"H	\$209
PLTAP1554S	54"W x 15"H	\$229
PLTAP1566S	66"W x 15"H	\$239

See page 24 for complete panel selection

Fabric Privacy Dividers List

PLTFP1524S	24"W x 15"H	\$89
PLTFP1530S	30"W x 15"H	\$99
PLTFP1536S	36"W x 15"H	\$109
PLTFP1542S	42"W x 15"H	\$119
PLTFP1548S	48"W x 15"H	\$139
PLTFP1554S	54"W x 15"H	\$169
PLTFP1566S	66"W x 15"H	\$189

Available in Celestial Blue, Lime Green, Red, Gray & Visconti
See page 24 for complete panel selection

Divider/Screen Brackets List

PLTSDTMSIL	Universal Desk Mount Screen Bracket (pair)	\$59
PLTSBUDMSGLSIL	Edge Mount Screen Bracket (pair)	\$59
PLTSBUDMDUALSIL	Dual Desk Mount Screen Bracket (pair)	\$69

See page 24 for complete details

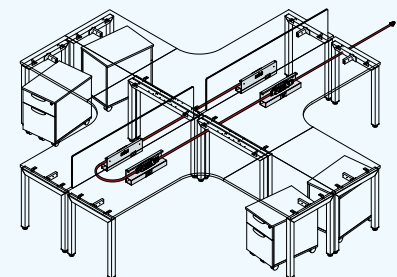
Wire Management List

CMS03	Silver Wire Management Snake	\$59
PLTWT518BLK	18" Single Cord Management Tray	\$49
PLTWT18BLK	18" Double Cord Management Tray	\$79
PLTWT524BLK	24" Single Cord Management Tray	\$79
PLTWT24BLK	24" Double Cord Management Tray	\$99

See page 119 for complete details

Elements Series Power

Performance Furnishings has partnered with ECA to offer full power integration to all Performance desk series. See page 119





V LEG LAMINATE SERIES



CASEGOODS



INTRODUCING THE V LEG LAMINATE SERIES: Simple, Contemporary, Affordable. Features include heavy duty steel frame and your choice of White Tops with White, Walnut or Espresso Bevel Accent. Greenguard Certified.

Workstation Shown **Suite PLT218:** PLTB3072(4), PLTLEGV4860(2), PLTLEGGU4860LCMB, PLTMDB66(4), CPPBF(4), PLTFP1554(2), PLTSBUDMDUAL(2) List \$4781



Workstation Shown **Suite PLT219:** PLBE3072(2), PLTLEGV4860(2), PLTMDB60(2) List \$1254



Workstation Shown **Suite PLT220:** PLTB3072(3), PLTLEGV30(3), PLTLP30DR(3), PLTMDB66(3), PL1012(3), PL1013(3), PL110(3), PL2080H(6), PL44SGD(6), PLTFP1554(3), PLTSBUDMSGL(3) List \$10,167

White Laminate Top with Contrasting Bevel Edge Accent



White/Modern Walnut



White/Espresso



White/White

Bevel-Edge Laminate Tops

Model #	Description	List
PLTB2448	24" x 48"	\$219
PLTB2460	24" x 60"	\$239
PLTB2466	24" x 66"	\$259
PLTB2472	24" x 72"	\$279
PLTB3060	30" x 60"	\$299
PLTB3066	30" x 66"	\$319
PLTB3072	30" x 72"	\$329

Desk Beam Support

Model #	Description	List
PLTMDB48	For 54" or 60" Desktop	\$59
PLTMDB54	For 60" or 66" Desktop	\$59
PLTMDB60	For 66" or 72" Desktop	\$69
PLTMDB66	For 72" Desktop	\$79

Legs – Silver or White

Model #	Description	List
PLTLEGV2430	V-Leg for 24"D Desks only	\$139
PLTLEGV30	V-Leg for 30"D Desks only	\$149
PLTLEGV4860	V-Leg for two 24"D or 30"D Shared Tops	\$229
PLTLEGU4860LCMB	Benching Inset Leg	\$499

Metal Pedestals – Silver or White

Model #	Description	List
CPSBBF	Box/Box/File 15"W x 22"D x 26.5"H	\$529
CPSFF	File/File 15"W x 22"D x 26.5"H	\$149
PECASTER	Set of 4 Casters for CPSBBF & CPSFF	\$29
CPPBF	Box/File 15"W x 22"D x 22.5"H	\$429



Laminate Pedestals – Mobile

Model #	Description	List
PL1007	Mobile Box/File 15"W x 22"D x 22.5"H	\$325

Available in White, Modern Walnut, Espresso, Maple and Newport Gray.





Workstation Shown **Suite PLT221**: PLTBE2472(4), PLTLEGV4860(2), PLTLP24DR(4), PLTMDB66(4), PLTFP1554S(2), PLTSBUDMDUALS(2), PL1012(4), PL1013(4), PL10440H-20(2), PL1053(4), PL110(4), PL166(4), PLPULL-RSI(20) List \$13,018



Workstation Shown: PLTBE3072, PLTLEGV30SI(2), PLTMDB60 List \$696



Coffee Table Shown: PLT30R, PLTLEGV417 List \$318




Workstation Shown **Suite PLT222**: PLTBE3072, PLTLEGV30, PLTLP30DR, PLTMDB66, PL1012, PL1013, PL110, PL10440H, PL1022HS, PLTLPHS27SINGLE, PL44CHD, PL44SGD List \$3226



OUR PRIVACY SCREENS/MODESTY PANELS can be mounted above or below workspaces with our designer mounting brackets. Acrylic and fabric options to suit the modern environment.

Top Mount in your choice of Acrylic or Fabric



Fabric Privacy Dividers

Can be mounted above or below worksurface

Model #	Description	List
PLTFP1524	24"W x 15"H	\$89
PLTFP1530	30"W x 15"H	\$99
PLTFP1536	36"W x 15"H	\$109
PLTFP1542	42"W x 15"H	\$119
PLTFP1548	48"W x 15"H	\$139
PLTFP1554	54"W x 15"H	\$169
PLTFP1566	66"W x 15"H	\$189

Available in Celestial Blue, Lime Green, Red, Visconti and Gray.

Acrylic Privacy Dividers

Can be mounted above or below worksurface

Model #	Description	List
PLTAP1524S	24"W x 15"H	\$159
PLTAP1530S	30"W x 15"H	\$159
PLTAP1536S	36"W x 15"H	\$169
PLTAP1542S	42"W x 15"H	\$189
PLTAP1548S	48"W x 15"H	\$209
PLTAP1554S	54"W x 15"H	\$229
PLTAP1566S	66"W x 15"H	\$239

Panel Finishes



Under Mount in your choice of Acrylic or Fabric



Panel Mounting Brackets

To be used with 1" thick worksurfaces

- A. PLTSDTMSI Universal Desk Mount Screen Bracket (pair) \$59
Can be mounted in any position, above or below worksurface
- B. PLTSBUDMSGLSI Edge Mount Screen Bracket (pair) \$59
Can be used above or below worksurface
- C. PLTSBUDMDUALSI Dual Desk Mount Screen Bracket (pair) \$69
To be used for a single privacy panel between two shared workspaces



Shown **Suite PLT225**: PLTEAB4872BUDNF, PLTBUDFEET24, PLT2460, PL143, PL166, PL112, PL152, PL1440H, PL44SGD(2), PLTDEAB7248NF, PL152SGD, PL152SGD, PL118VIS List \$5631



Shown: PLT EAB4872BUDNF, PLTBUDFEET30, PLT3060 List \$1628



Shown: PLTPGLB48NF, PLTBUDFEET30, PLT3048 List \$1298



Shown: PLTCRK36NF, PLTBUDFEET30, PLT3048 List \$1048

Budget Electric Height Adjustable Table Base

Features 2 stage legs, 1 motor. Height range with top 27.75" to 47.5". Accommodates 48" wide to 72" wide tops. Weight rating 175 lbs. Basic remote. Adjustable glides. Stocked in Black and Silver. PLTEAB4872BUDNF List \$1239

Feet for Budget Electric Height Adjustable Table Base

For use with 24" depth tops. Stocked in Black and Silver. PLTBUDFEET24 List \$110
For use with 30" depth tops. Stocked in Black and Silver. PLTBUDFEET30 List \$120

Budget Pneumatic Height Adjustable Table Base

Features 2 stage legs. Height range with top 27.25" to 40.5". Weight rating while moving 50 lbs. Weight rating when stationary 250 lbs. Adjustable glides. Stocked in Black and Silver. Accommodates 48" wide tops PLTPGLB48NF List \$959

Accommodates 60" to 72" wide tops PLTPGLB60NF List \$999

Feet for Pneumatic Height Adjustable Table Base

Stocked in Black and Silver. For use with 24" depth tops. PLTABFEET24 List \$110
For use with 30" depth tops. PLTABFEET30 List \$120

Budget Hand Crank Height Adjustable Table Base

Features 2 stage legs. Height range with top 27.25" to 43.75". Weight rating while moving 130 lbs. Weight rating when stationary 250 lbs. Adjustable glides. Stocked in Black and Silver.

Accommodates 36" to 48" wide tops PLTCRK36NF List \$709

Accommodates 60" to 72" wide tops PLTCRK60NF List \$749

Feet for Hand Crank Height Adjustable Table Base

Stocked in Black and Silver. For use with 24" depth tops. PLTABFEET24 List \$110
For use with 30" depth tops. PLTABFEET30 List \$120

Standard Laminate Tops

Model#	Description	List
PLT2436	24" x 36"	\$169
PLT2442	24" x 42"	\$189
PLT2448	24" x 48"	\$199
PLT2460	24" x 60"	\$229
PLT2466	24" x 66"	\$249
PLT2472	24" x 72"	\$259
PLT3048	30" x 48"	\$219
PLT3060	30" x 60"	\$269
PLT3066	30" x 66"	\$279
PLT3072	30" x 72"	\$289




Basic Remote for Electric Height Adjustable Table

Base Finishes



Available Standard Top Finishes



*Honey - 2448, 2460, 2472 only.



ELECTRICAL HEIGHT ADJUSTABLE TABLES



CASEGOODS



THE HUMAN BODY is designed for standing, not sitting. That's why sitting for prolonged periods of time can cause many problems. Muscle strain, neck and back stiffness, and lack of circulation can result in loss of productivity. Performance Electrical Height Adjustable Tables can help promote a healthier and more efficient workplace.

Shown **Suite PLT223:** PLTDEABFEET30(2), PLTDEAB7248ND(2), PLT3072(2), PL1012(2), PL1013(2), PL110(2), PL2080H(4), PL44SGD(4) List \$9126



Shown: PLTDEABFEET24, PLTDEAB7248NF, PLT2460
List \$2028

Height Range
26" to 51.5"



Shown **Suite PLT224:** PLTDEABFEET30, PLT3072, PL143, PL166, PL112, PL152, PL1440H, PL44SGD(2), PLTDEAB7248NF, PL152SGD, PL152SGD List \$5942



Shown: PLTECAB6078WFBR, PLT2472, PLT2448, PLTDEPREMOTE
List \$3056



Shown: PLTDEAB7248NF(8), PLTDEABFEET30(8), PLT3072(8), PLTAP1554S(8), PLTSBUDMSGSL(8) List \$19,088

Featuring White Top with Contrasting Bevel Edge Accent



Shown: PLTDEABFEET24, PLTDEAB7248NF, PLTBE2460 List \$2038



Shown: PLTDEAB7248NF(6), PLTDEABFEET30(6), PLT3060(6), PLTAP1554S(6), PLTSBUDMSGSL(6), CPPBF(6), PLCUSH1522(6), CPPCASTERS(6) List \$17,598

Electrical Height Table Bases

Deluxe Electric Height Adjustable Table Base

Features 3 stage legs, 2 motors. Height range with top 26" to 51.5". Accommodates 48" wide to 72" wide tops. Weight rating 300 lbs. Basic remote. Adjustable glides. Stocked in Black and Silver.

PLTDEABFEET24, PLTDEAB7248NF for use with 24" depth tops List \$1799

PLTDEABFEET30, PLTDEAB7248ND for use with 30" depth tops List \$1809

Deluxe Electric Height Adjustable Corner Table Base

Features 3 stage legs, 3 motors. Height range with top 26" to 51.5". Accommodates 60" wide to 78" wide tops. Weight rating 300 lbs. Basic remote. Adjustable glides. Stocked in Black and Silver.

PLTECAB6078WFBR - for use with 24" or 30" depth tops List \$2499

Available Base Finishes



Optional Programmable Remote


For Deluxe Electric Height Adjustable Table PLTDEPREMOTE List \$99



Standard Laminate Tops

Model#	Description	List
PLT2448	24" x 48"	\$199
PLT2460	24" x 60"	\$229
PLT2466	24" x 66"	\$249
PLT2472	24" x 72"	\$259
PLT3048	30" x 48"	\$219
PLT3060	30" x 60"	\$269
PLT3066	30" x 66"	\$279
PLT3072	30" x 72"	\$289

Available Standard Top Finishes



*Honey - 2448, 2460, 2472 only.

Bevel-Edge Laminate Tops

Model#	Description	List
PLTBE2448	24" x 48"	\$219
PLTBE2460	24" x 60"	\$239
PLTBE2466	24" x 66"	\$259
PLTBE2472	24" x 72"	\$279
PLTBE3048	30" x 48"	\$219
PLTBE3060	30" x 60"	\$299
PLTBE3066	30" x 66"	\$319
PLTBE3072	30" x 72"	\$329

Available Bevel Edge Top/Edge Finishes





CANDEX 2MM SERIES allows for complete customization in one finish or two-tone at no additional charge. Candex is environmentally-friendly. Special order with short lead times.

Shown: 2MMP-239, 2MMP-5005/4, 2MMP-268, 2MMP-5072DR List \$2310

FEATURES

- 70 items in 10 colors
- 2-tone colors no charge
- Full-extension ball bearing slides on all drawers
- Comes fully assembled

Available Candex 2mm Laminate Finishes

Hard Rock Maple	Gray Likatre	Rum Cherry	Mahogany	Black
White	Honey Maple	Honey Cherry	Aluminum	Grey



Shown: 2MMP-200, 2MMP-201, 2MMP-5060 List \$1521



Shown: 2MMP-207, 2MMP-3202 List \$945



Shown: 2MMP-238, 2MMP-5005/4, 2MMP-218 List \$1425

All items on this page Special Order



Shown: Executive
U-Station with Storage Unit
List \$6918

CANDEX 3MM CUSTOM SERIES offers 32 colors, 7 edge profiles and limitless 2-tone and edge treatments. Candex is environmentally-friendly. Special order with short lead times.

Some of the Available Candex 3mm Laminate Finishes

Hard Rock Maple	Gray Likatre	Rum Cherry	Mahogany	Black	Hard Rock Maple	Arctic
White	Honey Maple	Honey Cherry	Aluminum	Grey	Grenada	Grey Granite
Cocoa Likatre	Tanner Lane	Charcoal Granite	Storm	Haze	Sliced Maple	Light Oak
Rustic Cherry	Honey Oak	Myrtle	Cognac	Java	Warm Cherry	Rocky Mountain



Shown: Reception
List \$4957



Shown: Conference
Table List \$2241



Shown: Conference Table without Grommets List \$2053

All items on this page Special Order



INIGO LAMINATE SERIES



INIGO will ontemporize your office with it's minimal, modern design. Available for both open and private office settings, this group features clean lines and a bold, fresh look. With options to suit any size office, Inigo brings a crisp sense of flow to any space.

Available Finishes:

- Smoke 7011
- Bourbon 7012

Shown: 7013-2211, 7019-1163, 701X-B817, 701X-B816, 701X-B820(2), 701X-410(2) List \$4842



Shown: 701X-4211, 7019-1163, 701X-B819(2), 701X-B817, 701X-410(2) List \$3099

All items on this page Special Order



WAVEWORKS captures the essence of imagination with a sea of choices, dynamic design, sustainable insight, and unapparent affordability. With solutions to create collaborative, learning, interactive, and focus areas; you really can get it all from one series.

Shown: 25N6013SOEFL, NAC0236SUR, NAC2802SQBN, WW1228SSL, WW233029PU32L, WW233029PU33L, WW2460WSSL, WW2472WSSL, WW48WSHRL, WW7227MPL. List \$14,526



Shown: 11N144EXFP2, 11N3637TB, 11N40ETP, 11N4837SH1L, 11NBRS, CBV30280AM, NAC1830CUSH, NAC2405SESS, WW172422PU0SL, WW173022PUBLL, WW233029PU0SL, WW7821MPL, WWN1869VHR2L, WWN1869VSWHRL, WWN1878WSSDL, WWN2466WSSDL, WWN3072WSSDL. List \$11,771

All items on this page Special Order



HERITAGE HILL brings traditional beauty and contemporary utility for tech-driven workspaces. With such a handsomely crafted collection of home entertainment and office furniture with old-world aesthetics and modern-day functionality, isn't it time you made it yours? Find the perfect bookshelves, home office desks and executive desk to complete your workspace below.

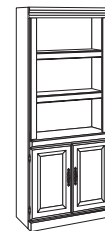
Workstation Shown:
402159, 102795(2), 102792,
102702 List \$1775



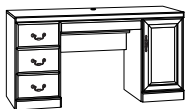
A. Heritage Hill Executive Desk
65"W x 30"D
402159
List \$655



D. Heritage Hill Lateral File
30½"W x 20½"W
102702 List \$340




F. Heritage Hill Bookcase with Doors
30"W x 13"D x 71½"H
102792 List \$300




B. Heritage Hill Computer Credenza
59½"W x 21"D
404944 List \$440



E. Heritage Hill Hutch for 102702
404288 List \$344



G. Heritage Hill Bookcase Open
30"W x 13"D x 71½"H
102795 List \$240



C. Heritage Hill Hutch for 404944
59½"W x 13"D
404975 List \$355

Available Finish

Classic Cherry



WALDEN brings old world elegance to the 21st century with a fresh, casual feel. Walden features a construction of cherry veneers, hardwood solids and wood product with a handsome Cocoa Cherry finish. Antique brass finished knobs accented with rosette back plates complete the look.

Workstation Shown:
7859 36, 7859 21, 7859 62, 7859 16
List \$8776

A. Executive Curved Desk

72"W x 36"D x 30"H
7859 36 List \$2902

- Cable accessible center drawer with drop-front; double pencil tray
- Box/box/file per pedestal; middle drawers have removable dividers; file drawers equipped to accommodate letter or legal sized hanging files
- Bottom two drawers lock via kneespace located locks
- Cable grommet in each end panel

B. Jr. Executive Desk

66"W x 30"D x 30"H
7859 30 List \$2574

- Same features as 7859-36

H



C. Drawer Credenza

72"W x 24"D x 30"H
7859 21 List \$2478

- Cable accessible center drawer with drop-front; double pencil tray
- Box/box/file per pedestal; middle drawers have removable dividers
- Bottom two drawers lock via kneespace located locks
- Cable grommet in each end panel

D. Overhead Storage

74"W x 15½"D x 49"H
7859 62 List \$2136

- Two cabinets, each with an adjustable shelf
- One adjustable and one fixed center shelf
- Task light
- Cable accessible

E. Lateral File

36"W x 24"D x 30"H
7859 16 List \$1260

- Two, fully extending file drawers equipped with metal filing hardware to accommodate letter or legal sized hanging files
- Independently locking drawers

F. Overhead Storage

68"W x 15½"D x 49"H
S07859 44 List \$1856

- Two cabinets, each with an adjustable shelf
- One adjustable and one fixed center shelf
- Task light
- Cable accessible

G. Credenza

66"W x 24"D x 30"H
S07859 22 List \$2256

- Cable accessible center drawer with dropfront; double pencil tray
- Box/box/file per pedestal; middle drawers have removable dividers
- Bottom two drawers lock via kneespace located locks
- Cable grommet in each end panel

H. Executive "L" Desk

72"W x 84"D x 30"H
S07859 55 (R) or S07859 56 (L)
List \$4321

- Cable accessible center drawers with drop-front; double pencil tray
- Box/box/file per pedestal; middle drawers have removable dividers
- Bottom two drawers lock via kneespace located locks
- Cable grommet in each end panel



I. Writing Desk

48"W x 24"D x 30"H
S07859 88 List \$1451

- Center keyboard drawer with drop-front; pencil tray, cable access
- Two utility drawers
- Cable grommet in desk top

Available Finish

Cocoa Cherry



KESWICK is the majestic leader in traditional office environments. An impeccable English Cherry finish on cherry veneer with veneer tops and/or HPL tops and refined styling in solid wood pilasters and mouldings offer unmatched luxury. Desks feature felt-lined center and top drawers and locking drawers. Pull-out writing shelves offer extra work area at your fingertips.

Workstation Shown: 7990 36, 7990 21, 7990 63, **S07990 14**, 7990 41 List \$12,521



A. Executive Desk
72"W x 36"D x 30"H
7990 36 List \$3261

- Center Drawer w/Pencil Trays
- Pull-out Writing Board
- Box, Locking Box and File Per Pedestal

B. Manager's Desk
66"W x 30"D x 30"H
S07990 30 List \$3091

- Center Drawer w/Pencil Trays
- Pull-out Writing Board
- Box, Locking Box and File Per Pedestal



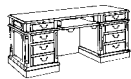
C. Table Desk
72"W x 36"D x 30"H
S07990 88 List \$2954

- Three Drawers
- 2 Pull-out Writing Boards



D. Executive Credenza
72"W x 24"D x 30"H
S07990 20 List \$3271

- Four Box Drawers
- Two Locking File Drawers
- Two Pull-out Writing Boards
- Cabinet w/Adjustable Shelf
- Center Drawer w/Drop Front



E. Kneehole Credenza
72"W x 24"D x 30"H
7990 21 List \$3089

- Drop-front Keyboard Drawer
- Pull-out Writing Boards
- Box, Locking Box, Locking File Per Pedestal

F. Computer Credenza
72"W x 24"D x 30"H
S07990 22 List \$3089

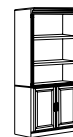
- Drop-front Keyboard Drawer
- 2 Pull-out Writing Boards
- Box, Locking Box, Locking File in Left Pedestal
- Box, CPU Storage in Right Pedestal

G. Hutch w/Wire Mesh Doors
72"W x 15"D x 50"H
7990 63 List \$2615

- Three Accent and One Task Light
- Two Adjustable Shelves Behind Each Door
- Center Shelves 1 Fixed, 1 Adjustable

H. Hutch w/Beveled Glass Doors
72"W x 15"D x 50"H
S07990 62 List \$2449

- 19"H Monitor Clearance
- Two Adjustable Shelves Behind Each Door
- Center Shelves 1 Fixed, 1 Adjustable



I. Bookcase w/Doors
32"W x 15"D x 72"H
S07990 09 List \$2231

- 2 Adjustable Shelves

J. Executive Two Door Cabinet
36"W x 24"D x 30"H
S07990 14 List \$1472

- 1 Adjustable Shelf

K. Overhead Storage w/Wire Mesh Doors
36"W x 15"D x 50"H
7990 41 List \$2083

- Two Adjustable Shelves
- For use with 14 and 16

L. Overhead Storage w/Leaded Glass Doors
36"W x 15"D x 50"H
S07990 42 List \$2084

- Two Adjustable Shelves
- For use with 14 and 16



M. Lateral File Storage Unit*
40"W x 24"D x 80"H
S07990 07 List \$3806

- Cabinet w/2 Adjustable Shelves
- 2 Locking Lateral File Drawers
- Letter and/or Legal Size Filing

Consists of 7990 071 and 072

Available Finish

English Cherry



KESWICK FEATURES


- All tops available with high pressure laminate by request, no additional charge
- Wood veneer tops are finished with a durable UV clearcoat that is more scratch resistant than other finishes
- Lifetime Limited Warranty.

Workstation Shown: 7990 16,
S07990-37, S07990-62
List \$10,250



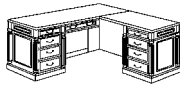
N. Two Drawer Lateral File
36"W x 24"D x 30"H
7990 16 List \$1715

- Two Locking Drawers
- Letter and/or Legal Size Filing
- Anti-Tip Device



O. Four Drawer Lateral File
S07990 17
36"W x 24"D x 54"H
List \$2701

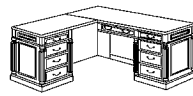
- Four Locking Drawers
- Letter and/or Legal Size Filing
- Anti-Tip Device



P. Right Executive L Desk
S07990 48
66"W x 78"D x 30"H
List \$4492

- Center Drawer w/Pencil Tray
- Pull-out Writing Board
- Box, Locking Box, Locking File Drawer

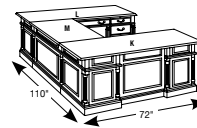
Consists of 7990 470 and 579



R. Left Executive L Desk
S07990 49
66"W x 78"D x 30"H
List \$4492

- Center Drawer w/Pencil Tray
- Pull-out Writing Board
- Box, Locking Box, Locking File Drawer

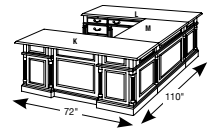
Consists of 7990 480 and 589



T. Right Executive U Desk
S07990 37
72"W x 110"D x 30"H
List \$6086

- Center Drawer w/DbI Pencil Tray
- Pull-out Writing Board
- Box, Locking Box, Locking File Drawer

Consists of 7990 570, 577 and 59



U. Left Executive U Desk
S07990 38
72"W x 110"D x 30"H
List \$6086

- Center Drawer w/Pencil Tray
- Pull-out Writing Board
- Box, Locking Box, Locking File Drawer

Consists of 7990 580, 588 and 59

Q. Right Executive L Desk
S07990 57
72"W x 84"D x 30"H
List \$4983

- Center Drawer w/DbI Pencil Tray
- Pull-out Writing Board
- Box, Locking Box, Locking File Drawer

Consists of 7990 570 and 579

S. Left Executive L Desk
S07990 58
72"W x 84"D x 30"H
List \$4983

- Center Drawer w/DbI Pencil Tray
- Pull-out Writing Board
- Box, Locking Box, Locking File Drawer

Consists of 7990 580 and 589

Available Finish

English Cherry



Available Finish

Ruby Cabernet on Cherry Veneers

RUE DE LYON expertly blends old world styling and modern functionality. The collection is crafted from maple solids, select hardwoods and cherry veneers on select wood products finished in a rich Ruby Cabernet finish that shows off its cleanly flowing lines and bold classic arches. Function is premier with all drawers having metal, fully extending slides, locks, built-in cable accessibility, adjustable levelers, and task and canister lighting, where appropriate.

Workstation Shown: 7990 56A, 7990 21, 7990 63 List \$7812

A. Executive Desk

72"W x 36"D x 30"H
7684 36A List \$2675

- Drop-front Keyboard Drawer with Removable Pencil Tray
- Each Pedestal Features a Box Drawer with Pencil Tray, Utility Drawer with Removable Wood Dividers and a Full Extension File Drawer

B. Manager's Desk

66"W x 30"D x 30"H
7684 34A List \$2263

- Same Features as 7684 36

C. Knee-hole Credenza

72"W x 24"D x 30"H
7684 21A List \$2238

- Center Drawer with Drop Front for Keyboard Tray
- Two Locking Box Drawers and One Locking File Drawer Per Pedestal

D. Computer Credenza

66"W x 24"D x 30"H
7684 22A List \$2083

- Drop-front Keyboard Tray/Lap Drawer
- CPU Storage and One Utility Drawer (In Left Pedestal)
- Two Utility and One File Drawer (In Right Pedestal)

E. Curio Hutch w/Accent Light

67"W x 15 1/2"D x 48"H
7684 46 List \$1779

- Two Cabinets, Each with 1 Adjustable Shelf
- Six CD Storage Drawers
- Task Light & Accent Light

F. Two Drawer Lateral File

36"W x 24"D x 30"H
7684 16 List \$1068

- Fully Extending File Drawers
- Letter and/or Legal Size Filing; Anti-tip Device
- Side Located Lock

G. Executive L Desk

72"W x 84"D x 30"H
7684 55A (Right) / 7684 56A (Left shown)
List \$3439

- 7684 55A Consists of: 7684 (570, 579)
- 7684 56A Consists of: 7684 (580, 589)
- Desk and return each has a drop-front keyboard drawer with a pencil tray.
- Felt-lined box with a pencil tray/box with removable dividers/file drawer per pedestal.
- Bottom box and file drawer on each pedestal secure via knee-hole lock.
- Cable grommet in each pedestal ends



Workstation Shown: 7684 49A, 7684 08, 7684 46 List \$6527

H. Small Office "L" Workstation

Computer Desk: 66"W X 28"D X 30"H
Return: 48"W X 24"D X 30"H
7684 48A (Right shown) / 7684 49A (Left)
List \$2842

- 7684 48A Consists of: 7684 (480, 489)
- 7684 49A Consists of: 7684 (490, 499)
- Drop-front/Pull-out Keyboard Drawer

- Lap Drawer on Return
- Two Utility Drawers with Felt Lining
- Utility Drawer with Removable Dividers
- Locking File Drawer on Return
- Computer Cabinet on Desk
- Finished on All Sides
- Some Assembly Required



Workstation Shown: **S07684 57A, 7684 62** List \$6797

I. Executive U Workstation

- Single Pedestal Desk: 72"W X 36"D X 30"H
- Single Pedestal Credenza: 72"W X 24"D X 30"H
- Bridge (Right shown): 48"W x 24"D x 30"H
- S07684 58A**(Left), **S07684 57A** (Right shown)
- List \$4662
- 7684 58A Consists of: 7684 (580, 59, 581)
- 7684 57A Consists of: 7684 (570, 59, 571)
- Box/Locking Box/Locking File per Pedestal
- Center/Keyboard Drawer on Desk, Credenza & Bridge
- Some Assembly Required

J. Curio Hutch w/Accent Light

- 73"W x 15½"D x 48¾"H
- 7684 62 List \$2135
- Two Cabinets, Each w/1 Adj. Shelf
- Six CD Storage Drawers
- Task Light & Accent Light

K. Double Bookcase

- 47"W x 16"D x 78"H
- S07684 07** List \$2032
- Four Adjustable Wood Framed Glass Shelves
- Two Canister Lights

L. File Bookcase

- 39"W x 18"D x 78"H
- S07684 08** List \$1906
- Three Adjustable Wood Framed Glass Shelves
- Locking File Drawer
- One Canister Light

Available Finish

Ruby Cabernet on Cherry Veneers

M. Executive Black Leather, High Back Chair with Ruby Cabernet Frame

- 28¾"W x 29¾"D x 40½–43¾"H
- S07684 836** List \$1103

N. Guest, Black Leather, High Back Chair with Ruby Cabernet Frame

- 27½"W x 28"D x 41"H
- S07684 821** List \$1028





ANTIGUA brings enchanting details to office environments with an expanded line-up to furnish any office. Lightly carved and featuring a West Indies Cherry finish. File drawers feature metal, fully extending slides; overheads feature task and/or accent lighting. Locking file drawers; adjustable levelers and cable accessibility can be found throughout. Lifetime Limited Warranty.

Workstation Shown:
7480 36, 7480 21,
7480 62 List \$8220

A. Executive Desk

72"W x 36"D x 30"H
7480 36 List \$3019

- Felt-lined Center Drawer with Wood Pencil Tray
- Each Pedestal Features a Felt-lined Box, Box w/Adjustable Wood dividers; File Drawer; Bottom Box and File Drawers Lock

B. Manager's Desk

67¼"W x 32¼"D x 30"H
7480 34A List \$2260

- Felt-lined Center Drawer; Box/File Drawer Per Pedestal
- Box and File Drawers Lock

C. Kneehole Credenza

72"W x 24"D x 30"H
7480 21 List \$2772

- Keyboard Tray/Lap Drawer
- Felt-lined Box/Locking Box/ Locking File Drawer Per Pedestal

D. Palladium Overhead Storage

73"W x 15"D x 48"H
7480 62 List \$2367

- For Use with 7480-21, 571, 581
- Same Features as 748046

E. Two Drawer Lateral File

36"W x 21"D x 30"H
7480 16 List \$1265

- Fully Extending Locking File Drawers
- Letter and/or Legal Size

F. Left or Right Pedestal Desk

72"W x 36"D x 30"H
S07480 570 (L), S07480 580 (R)
List \$2284

- Box/Box/File Drawer; Bottom Box/File Drawers Lock; Cable Management
- Drop-Front Center Drawer w/ Removable Pencil Tray; Can also function as a Keyboard Tray

G. Left or Right Return

48"W x 24"D x 30"H
S07480 589 (L), S07480 579 (R)
List \$1754

- Box/Box/File Drawer; Bottom Box/File Drawers Lock; Cable Management
- Drop-Front Center Drawer with Removable Pencil Tray; Can also function as a Keyboard Tray
- Must be assembled to desk.



Available Finish

West Indies Cherry on Cherry Veneers



Workstation Shown: 7480 62, 7480 58, 7480 59, 7480 571 List \$6864

H. Right Executive U Desk 7480 57
72"W x 108"D x 30"H
List \$5025

- Box/Box/File Drawer; Bottom Box/File Drawers Lock; Cable Management
- Drop-Front Center Drawer w/ Removable Pencil Tray; Can also function as a Keyboard Tray

Consists of **SO7480 570, 571, 59**

I. Left Executive U Desk 7480 58
72"W x 108"D x 30"H
List \$5025

- Box/Box/File Drawer; Bottom Box/File Drawers Lock; Cable Management
- Drop-Front Center Drawer w/ Removable Pencil Tray; Can also function as a Keyboard Tray

Consists of **SO7480 580, 581, 59**

J. Palladium Overhead Storage
69"W x 14"D x 46½"H
SO7480 46 List \$1815

- For Use w/7480 22A
- Two Cabinets w/Beveled Glass Fronts; Canister Light in Each Cabinet; Canister & Task Light in Center/Adj. Glass Shelf

K. Computer Credenza
67½"W x 24¼"D x 30"H
SO7480 22A List \$2172

- Keyboard Tray/Lap Drawer
- Two Felt-Lined Box Drawers
- Left Pedestal Features One Adjustable Shelf and a Pull-Out Printer Shelf; Right Pedestal has CPU Storage, Three CD Storage Drawers and a power manager.

L. Lateral File Bookcase
39½"W x 19"D x 78"H
SO7480 08 List \$2677

- Three Adjustable Wood Framed Glass Shelves
- Canister Light
- One LTR or LGL File Drawer

M. Black Leather Guest Chair w/West Indies Cherry Frame
27½"W x 28"D x 41"H
SO7480 821
List \$1028

N. Black Leather Executive High Back w/West Indies Cherry Frame
28¾"W x 29¾"D x 40½"-44¾"H
SO7480 836 List \$1103



Available Finish

West Indies Cherry on Cherry Veneers



TRADITIONAL INTEGRITY is inherent in the attention to detail: an expansive line offering creates solutions for all office environments. This traditional laminate series features solid wood mouldings and bases, mitered edges and swinging ball drawer pulls. Desks feature pull-out writing shelves for extra workspace area. Central locking conveniently locks all drawers with the turn of a single key.

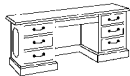
Workstation Shown: 7350 36, 7350 21, 7350 47, 7350 152 List \$7026



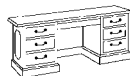
A. Executive Desk
72"W x 36"D x 30"H
7350 36 List \$2118

- Dictation Slides
- Center Drawer
- Centralized Locking
- Box/File Drawer per pedestal
- Letter/Legal Filing

C. Storage Credenza
66"W x 20"D x 30"H
7350 20 List \$2022



D. Computer Credenza
w/Keyboard Tray
66"W x 20"D x 30"H
7350 21 List \$2022



E. Kneehole Credenza
w/Keyboard Tray
72"W x 24"D x 30"H
SO7350 24 List \$2118



F. Open Hutch
66"W x 14"D x 46"H
SO7350 61 List \$1293
(Use w/72" Credenza)



G. Open Hutch
(Use w/66" Credenza)
60"W x 14"D x 46"H
7350 44 List \$1180



H. Mesh Door Hutch
(Use w/66" Credenza)
60"W x 13"D x 46"H
7350 47 List \$1582



I. Mesh Door Hutch
(Use w/72" Credenza)
66"W x 13"D x 46"H
SO7350 62 List \$1801



J. Table Desk
72"W x 36"D x 30"H
SO7350 88 List \$1582
• Center Drawer/Pencil Tray

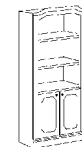


K. 2 Drawer Lateral File
32"W x 20"D x 30"H
7350 152 List \$1304
• Finished Back
• Anti-Tip Device



L. Lateral File Hutch
29"W x 14"D x 46"H
7350 41 List \$846

M. 4 Drawer Lateral File
36"W x 22"D x 54"H
SO7350 17 List \$2358
• Anti-Tip Device



N. Bookcase w/Doors
30"W x 14"D x 74"H
SO7350 09 List \$1293



O. 42" Round Traditional Queen Anne Conference Table
Consists of 011, 002
SO7350 89 List \$1255
• Seats 4 People
• Table Height 30"

Available Finish

Engraved Executive Mahogany





Workstation Shown:
7350 480, 579, 601 (right)
List \$4638



Workstation Shown:
7350 580, 589 List \$3542



FF. List \$958

EE. List \$1088

DD. List \$1176



Workstation Shown:
7350 480, 579 Total List \$3475



Workstation Shown:
S07350 58, 61
List \$5696

P. Left Ped Desk with Center Drawer
66"W x 30"D x 30"H
7350 480 List \$1946

Q. Right Return
48"W x 24"D x 30"H
7350 579 List \$1529

R. Right Ped Desk with Center Drawer
66"W x 30"D x 30"H
7350 490 List \$1946

S. Left Return
48"W x 24"D x 30"H
7350 589 List \$1529

T. Privacy Hutch
66"W x 12"D x 14"H
48"W x 12"D x 13"H
7350 601 List \$1163

U. Left Ped Desk
72"W x 36"D x 30"H
7350 570 List \$2013

V. Left Ped Desk
66"W x 30"D x 30"H
7350 480 List \$1946

W. Right Return
48"W x 24"D x 30"H
7350 579 List \$1529

X. Right Ped Desk
72"W x 36"D x 30"H
7350 580 List \$2013

Y. Right Ped Desk
66"W x 30"D x 30"H
7350 490 List \$1946

Z. Left Return
48"W x 24"D x 30"H
7350 589 List \$1529

AA. Open Hutch
66"W x 14"D x 46"H
S07350 61 List \$1293

BB. Right Executive U Desk
S07350 57
72"W x 107"D x 30"H
List \$4475
Consists of 7350 570, 571 and 59

CC. LEFT Executive U Desk

S07350 58
72"W x 107"D x 30"H
List \$4475
Consists of 7350 580, 581 and 59

DD. 3 Adjustable Shelves
32"W x 16"D x 48"H
S07350 148 List \$958

EE. 4 Adjustable Shelves
32"W x 16"D x 60"H
S07350 160 List \$1088

FF. 5 Adjustable Shelves
32"W x 16"D x 72"H
S07350 172 List \$1176

Available Finish

Engraved Executive Mahogany



THE VS SYSTEM allows you to get down to business quickly, affordably and effectively. Quick ship capable, this well-made, no-nonsense quality panel system is available in our most popular paint colors, fabrics, and laminates. VS delivers where it matters most: cost, quality, selection, sustainability and speed.




Available Laminate Finishes




Many Fabric Options Available



Painted Trim



Raceway Trim



All items on this page Special Order



SIMPLICITY OF DESIGN and efficient use of space are the benchmarks of Mirage. With adjustable-height surfaces and power management, as well as acoustical and tackable panel options, Mirage can meet your most demanding requirements. Because Mirage also has one of the largest fabric and finish offerings in the industry, it can reflect or establish the personality and character of virtually any organization.



Transaction Counter



Open Leg Design Option



All items on this page Special Order



DESK MOUNTED PANELS



PANELS



EFFECTIVE TIME MANAGEMENT often requires a delicate balance between privacy and interaction with colleagues. Borders can be retrofitted to most Performance laminate workstations in a manner that allows you to define your workspace the way you want. Whether you choose 24" or 36" high panels for complete privacy, 12" panels for moderate privacy or transaction tops for reception areas Borders has a solution that will work for you and your colleagues. Contact a sales representative for further information.

Workstation Shown **Suite PLB304**:
Includes: PL182L/R(2), PL193(2), PL147, PL131/147LEGSIL, PL166(2), PL160(2), PBP12(6), PBP24(10), PB21236VISC311SIL(10), PB21236ACRSIL(4)
List \$7280 (Excluding seating & accessories)
Keyboard EZ0036 List \$139

BORDERS+ FEATURES

- Modular panel system that can be retrofitted to most Performance laminate workstations
- Ideal for creating partitions between colleagues and reception station
- Available in frosted acrylic or fabric panels
- Economical, versatile and stylish

Available Borders Plus Panel Material



Acrylic



Visconti Fabric



Split Fabric/Acrylic

Available Finishes



Espresso



Modern Walnut




Cherry



Mahogany



Honey*



NEW!
Newport Gray

*Honey not stocked in all locations. Please call for availability.

Available Panel Frame & Post Finishes



Black



Silver



Workstation Shown **Suite PLB305**: PL182L/R, PL192, PL166, PBP12(3), PB21271ACRYLSIL(2), PBTC71R, PBTC71L List \$2360 (Excluding seating & accessories)
Keyboard EZ0036 List \$139



Split Fabric/Acrylic panels for a designer look



Workstation Shown **Suite PLB306**: PL182L/R, PL192, PL166, PBP12(7), PB21236ACR/VISC311SIL(4), PBTR36(2), PBTC36L, PBTC36R List \$2812 (Excluding accessories)



Suite PLB307 Includes: PL182L/R(2), PL192(2), PL166(2), PBP12(6), PBP24(5), PB21236ACRBLK(3), PB21236VISC311BLK(6)
Total List \$4776 (Excluding accessories)
Keyboard EZ0036 List \$139

Includes: PL182L/R(2), PL192(2), PL166(2), PB12(6), PBP24(5), PB21236ACRSIL(3), PB21236VISC311SIL(6).
Total List \$4776 (Excluding accessories)



Visconti Fabric Panel



Acrylic Panel



Suite PLB308 Includes: PL182L/R(4), PL192(4), PL166(4), PBP12(8), PBP24(8), PB21236ACRSIL(12).
Total List \$8240 (Excluding accessories)



Suite PLB309 Includes: PL182L/R(2), PL192(2), PL166(2), PL160(2), PBP12(2), PBP24, PBP36(8), PB21236ACRSIL(6), PB21236VISC311SIL(9), PBTR36. Total List \$7445 (Excluding accessories)
Keyboard EZ0036 List \$139

Acrylic Panels with Black Frame

		List
PB21224ACRBLK	24"W x 12"H w/Filler Panel	\$89
PB21230ACRBLK	30"W x 12"H w/Filler Panel	\$109
PB21236ACRBLK	36"W x 12"H w/Filler Panel	\$129
PB21242ACRBLK	42"W x 12"H w/Filler Panel	\$149
PB21248ACRBLK	48"W x 12"H w/Filler Panel	\$169
PB21260ACRBLK	60"W x 12"H w/Filler Panel	\$209
PB21266ACRBLK	66"W x 12"H w/Filler Panel	\$229
PB21271ACRBLK	71"W x 12"H w/Filler Panel	\$249

Acrylic Panels with Silver Frame

		List
PB21224ACRSIL	24"W x 12"H w/Filler Panel	\$89
PB21230ACRSIL	30"W x 12"H w/Filler Panel	\$109
PB21236ACRSIL	36"W x 12"H w/Filler Panel	\$129
PB21242ACRSIL	42"W x 12"H w/Filler Panel	\$149
PB21248ACRSIL	48"W x 12"H w/Filler Panel	\$169
PB21260ACRSIL	60"W x 12"H w/Filler Panel	\$209
PB21266ACRSIL	66"W x 12"H w/Filler Panel	\$229
PB21271ACRSIL	71"W x 12"H w/Filler Panel	\$249

Fabric Panels with Black Frame

		List
PB21224VISC311BLK	24"W x 12"H w/Filler Panel	\$79
PB21230VISC311BLK	30"W x 12"H w/Filler Panel	\$99
PB21236VISC311BLK	36"W x 12"H w/Filler Panel	\$119
PB21242VISC311BLK	42"W x 12"H w/Filler Panel	\$139
PB21248VISC311BLK	48"W x 12"H w/Filler Panel	\$159
PB21260VISC311BLK	60"W x 12"H w/Filler Panel	\$199
PB21266VISC311BLK	66"W x 12"H w/Filler Panel	\$219
PB21271VISC311BLK	71"W x 12"H w/Filler Panel	\$239

Fabric Panels with Silver Frame

		List
PB21224VISC311SIL	24"W x 12"H w/Filler Panel	\$79
PB21230VISC311SIL	30"W x 12"H w/Filler Panel	\$99
PB21236VISC311SIL	36"W x 12"H w/Filler Panel	\$119
PB21242VISC311SIL	42"W x 12"H w/Filler Panel	\$139
PB21248VISC311SIL	48"W x 12"H w/Filler Panel	\$159
PB21260VISC311SIL	60"W x 12"H w/Filler Panel	\$199
PB21266VISC311SIL	66"W x 12"H w/Filler Panel	\$219
PB21271VISC311SIL	71"W x 12"H w/Filler Panel	\$239

Split Fabric/Acrylic Panels

with Black Frame (not stocked in all locations)		List
PB21224ACR/VISC311BLK	24"W x 12"H w/Filler Panel	\$89
PB21230ACR/VISC311BLK	30"W x 12"H w/Filler Panel	\$109
PB21236ACR/VISC311BLK	36"W x 12"H w/Filler Panel	\$129
PB21242ACR/VISC311BLK	42"W x 12"H w/Filler Panel	\$149
PB21248ACR/VISC311BLK	48"W x 12"H w/Filler Panel	\$169
PB21260ACR/VISC311BLK	60"W x 12"H w/Filler Panel	\$209
PB21266ACR/VISC311BLK	66"W x 12"H w/Filler Panel	\$229
PB21271ACR/VISC311BLK	71"W x 12"H w/Filler Panel	\$249

Split Fabric/Acrylic Panels

with Silver Frame (not stocked in all locations)		List
PB21224ACR/VISC311SIL	24"W x 12"H w/Filler Panel	\$89
PB21230ACR/VISC311SIL	30"W x 12"H w/Filler Panel	\$109
PB21236ACR/VISC311SIL	36"W x 12"H w/Filler Panel	\$129
PB21242ACR/VISC311SIL	42"W x 12"H w/Filler Panel	\$149
PB21248ACR/VISC311SIL	48"W x 12"H w/Filler Panel	\$169
PB21260ACR/VISC311SIL	60"W x 12"H w/Filler Panel	\$209
PB21266ACR/VISC311SIL	66"W x 12"H w/Filler Panel	\$229
PB21271ACR/VISC311SIL	71"W x 12"H w/Filler Panel	\$249

Divider Posts

Stocked in Black and Silver			List
PBP12	Divider/Support Post 12"H		\$89
PBP24	Divider/Support Post 24"H		\$169
PBP36	Divider/Support Post 36"H		\$249

Straight Transaction Tops

	List		List		
PBTR24	12" x 24"	\$89	PBTR48	12" x 48"	\$149
PBTR30	12" x 30"	\$99	PBTR60	12" x 60"	\$169
PBTR36	12" x 36"	\$109	PBTR66	12" x 66"	\$169
PBTR42	12" x 42"	\$129	PBTR71	12" x 71"	\$179

Corner Transaction Tops (Specify L or R)

	List		List		
*PBTC24L/R	12" x 24"	\$99	*PBTC42L/R	12" x 42"	\$179
*PBTC30L/R	12" x 30"	\$119	*PBTC66L/R	12" x 66"	\$189
*PBTC36L/R	12" x 36"	\$129	*PBTC71L/R	12" x 71"	\$199

*Sold individually - 2 tops needed to complete corner



PANELS

DESK MOUNTED PANELS



Charcoal Fabric Panel



Suite PLB310 Includes: PL182L/R(4), PL192(4), PL166(4), PBPG1236(4), PBPF1236(8), PBP24(7), PBP12(8), EZ0036(4). Total List \$8567 (Excluding accessories)

Available Borders Panel Material




Glazed with Silver or Black Frame



Charcoal Fabric with Black Frame

Available Laminate Finishes



*Honey not stocked in all locations. Please call for availability.

Available Panel Frame & Post Finishes



Glazed Panel



Workstation Shown **Suite PLB311**: PL182R, PL192, PL166, PBPG1236(4), PBP12(7), PBTR36(2), PBTC36L, PBTC36R, EZ0036
List \$2951 (Excluding seating and accessories)



Suite PLB312 Includes: PL182(2), PL192(2), PL166(2), PBPG1271, PBTR71, EZ0036(2). Total List \$3268 (Excluding seating & accessories)

Glazed Panels with Black Frame

	List
PBPG1224BLK	24"W x 12"H w/Filler Panel \$89
PBPG1230BLK	30"W x 12"H w/Filler Panel \$109
PBPG1236BLK	36"W x 12"H w/Filler Panel \$129
PBPG1242BLK	42"W x 12"H w/Filler Panel \$149
PBPG1248BLK	48"W x 12"H w/Filler Panel \$169
PBPG1260BLK	60"W x 12"H w/Filler Panel \$209
PBPG1266BLK	66"W x 12"H w/Filler Panel \$229
PBPG1271BLK	71"W x 12"H w/Filler Panel \$249

Glazed Panels with Silver Frame

	List
PBPG1224SIL	24"W x 12"H w/Filler Panel \$89
PBPG1230SIL	30"W x 12"H w/Filler Panel \$109
PBPG1236SIL	36"W x 12"H w/Filler Panel \$129
PBPG1242SIL	42"W x 12"H w/Filler Panel \$149
PBPG1248SIL	48"W x 12"H w/Filler Panel \$169
PBPG1260SIL	60"W x 12"H w/Filler Panel \$209
PBPG1266SIL	66"W x 12"H w/Filler Panel \$229
PBPG1271SIL	71"W x 12"H w/Filler Panel \$249

Fabric Panels with Black Frame Only

	List
PBPF1224CH	24"W x 12"H w/Filler Panel \$79
PBPF1230CH	30"W x 12"H w/Filler Panel \$99
PBPF1236CH	36"W x 12"H w/Filler Panel \$119
PBPF1242CH	42"W x 12"H w/Filler Panel \$139
PBPF1248CH	48"W x 12"H w/Filler Panel \$159
PBPF1260CH	60"W x 12"H w/Filler Panel \$199
PBPF1266CH	66"W x 12"H w/Filler Panel \$219
PBPG1271CH	71"W x 12"H w/Filler Panel \$239

Divider Posts

	List
PBP12	Divider/Support Post 12"H \$89
PBP24	Divider/Support Post 24"H \$149
PBP36	Divider/Support Post 36"H \$249

Straight Transaction Tops

	List		List
PBTR24	12" x 24" \$89	PBTR48	12" x 48" \$149
PBTR30	12" x 30" \$99	PBTR60	12" x 60" \$169
PBTR36	12" x 36" \$109	PBTR66	12" x 66" \$169
PBTR42	12" x 42" \$129	PBTR71	12" x 71" \$179

Corner Transaction Tops (Specify L or R)

	List		List
*PBTC24L/R	12" x 24" \$99	*PBTC42L/R	12" x 42" \$179
*PBTC30L/R	12" x 30" \$119	*PBTC66L/R	12" x 66" \$189
*PBTC36L/R	12" x 36" \$129	*PBTC71L/R	12" x 71" \$199

*Sold individually – 2 tops needed to complete corner.



LOOKING FOR AN ECONOMICAL solution to address your boardroom, training and seminar needs? Our training room tables are stocked in contemporary color laminates with 3mil Dura-Edge detailing. These tables not only provide flexibility and durability but will bring style and warmth to the workplace.

Shown: PLT2460(4),
PLTLEG U24(8), PLTMDB60(4)
List \$2784

Laminate Tops

Model #	Description	List
PLT2448	24" x 48"	\$199
PLT2460	24" x 60"	\$229
PLT2466	24" x 66"	\$249
PLT2472	24" x 72"	\$259
PLT3048	30" x 48"	\$219
PLT3060	30" x 60"	\$269
PLT3066	30" x 66"	\$279
PLT3072	30" x 72"	\$289

U-Legs & Support Beams

Model #	Description	List
PLTLEG U24	U-Leg for 24"D Tables	\$199
PLTLEG U30	U-Leg for 30"D Tables	\$219
PLTMDB48	Support beam for 48" Desktop	\$59
PLTMDB60	Support beam for 60" Desktop	\$69
PLTMDB66	Support beam for 66" Desktop	\$79
PLTMDB72	Support beam for 72" Desktop	\$89



Post Legs & Support Beams

Model #	Description	List
PLTPOSTLEG BLK	Post Leg (Pair)	\$159
PLTPOSTLEG SIL	Post Leg (Pair)	\$159
PLT60MS	Support beam for 60" & 66" tops	\$39
PLT72MS	Support beam for 72" tops	\$49



Deskmount Power Module
A clean modern look to provide easy power access.
See page 21.

Available Top Finishes



*Honey – Limited sizes, 2448, 2460, 2472 only.

Post Leg Finishes



U-Leg Finishes



Shown: PLT2472(4), PLTPOSTLEG BLK(8), PLT72MS(4) List \$2504



Shown: PLT2460(4), PLTPOSTLEG SIL(8), PLT60MS(4) List \$2344



FLIP TOP NESTING TABLES



TABLES & PRESENTATION



IDEAL FOR CLASSROOM, MEETING and institutional applications, these heavy duty flip top tables provide flexibility and convenience at an outstanding price. Featuring a quick response lever and locking casters these tables are designed so they may be nested together for easy storage. Tops are available in a variety of finishes; bases available in black and titanium.

Shown: PLT3072(6), PTLF-72(6)
List \$5268



Laminate Tops

Model#	Description	List
PLT2448	24" x 48"	\$199
PLT2460	24" x 60"	\$229
PLT2466	24" X 66	\$249
PLT2472	24" x 72"	\$259
PLT3048	30" x 48"	\$219
PLT3060	30" x 60"	\$269
PLT3066	30" X 66"	\$279
PLT3072	30" x 72"	\$289

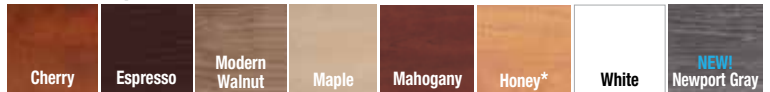
Bases

Model #	Description	List
PTLF-48	for use with 48" top	\$529
PTLF-60	for use with 60" top	\$549
PTLF-72	for use with 72" top	\$589

Modesty Panels


Model #	Description	List
PTLFMOD-48	for 48" base	\$80
PTLFMOD-60	for 60" base	\$90
PTLFMOD-72	for 72" base	\$100

Available Top Finishes



*Honey – Limited sizes, 2448, 2460, 2472.

Available Base Finishes



PLT3072(6), PTLF-72(6) List \$5268



PLT3072, PTLF-72, PTLFMOD-72 List \$978



IDEAL FOR CLASSROOM, MEETING and institutional applications, these heavy duty flip top tables provide flexibility and convenience at an outstanding price. Featuring a quick response lever and locking casters these tables are designed so they may be nested together for easy storage. New Bevel-Edge Tops are available in three finishes; bases available in black and titanium.

Shown: PLTBE2472(4), PTLF72(4),
List \$3472



Bevel-Edge Laminate Tops

Model#	Description	List
PLTBE2448	24" x 48"	\$219
PLTBE2460	24" x 60"	\$239
PLTBE2466	24" x 66"	\$259
PLTBE2472	24" x 72"	\$279
PLTBE3060	30" x 60"	\$299
PLTBE3066	30" x 66"	\$319
PLTBE3072	30" x 72"	\$329

Available Top/Edge Finishes

White Top
Modern Walnut Edge
White Top
Espresso Edge
White Top
White Edge


Bases

Model #	Description	List
PTLF-48	for use with 48" top	\$529
PTLF-60	for use with 60" top	\$549
PTLF-72	for use with 72" top	\$589

Modesty Panels

Model #	Description	List
PTLFMOD-48	for 48" base	\$80
PTLFMOD-60	for 60" base	\$90
PTLFMOD-72	for 72" base	\$100

Available Base Finishes



White Laminate Top with Bevel Edge Accent



White/Modern Walnut



White/Espresso



White/White



PLTBE3072, PTLF72 List \$918 each (4 shown)



FLIP TOP NESTING TABLES



TABLES & PRESENTATION



BUDGET FLIP TOP TABLES are an affordable, highly modular system of freestanding tables which can be configured together to address all your meeting and training room needs. Stocked in contemporary color laminates with 3-mil Dura-Edge detailing. The Flip Top nesting feature allows storage in much less space than normal tables. These tables provide flexibility and durability while bringing style and warmth to the workplace.

Shown: PLT2460(4), PBF60(4)
List \$2712




Laminate Tops

Model#	Description	List
PLT2448	24" x 48"	\$199
PLT2460	24" x 60"	\$229
PLT2472	24" x 72"	\$259


Bases

Model #	Description	List
PBF48	for use with 48" top	\$399
PBF60	for use with 60" top	\$449
PBF72	for use with 72" top	\$489

Available Top Finishes



Available Base Finishes



PLT2472(6), PBF72(6) List \$4488



PLT2448, PBF48 List \$598 each (3 shown)



ATTRACTIVE AND DURABLE laminate surfaces with PVC DuraEdge detail make these conference tables perfect for any application. Standard 29.5”H.

FEATURES

- Wood construction with laminate finish
- Basic concept at fantastic value
- Enduring quality and beauty

Cube Base Conference Table
PL139T(3)/PLCUBE20(3) List \$2064

Available Finishes

White	Modern Walnut	Cherry	Espresso
Mahogany	Honey*	NEW! Newport Gray	

*Honey not stocked in all locations.
Please call for availability.



B

PL237CUBE List \$1496



A

PL139T/PLCUBE20 List \$688

A. Square Laminated Conference Table with Cube Base

Model #	Description	List
PL139T/PLCUBE20	48"W x 48"D	\$688

B. Boat Shaped Laminated Conference Tables with Cube Bases

Model #	Description	List
PL236CUBE	95"W x 33-44"D	\$1117
PL237CUBE	120"W x 33-48"D	\$1496
PL238CUBE	144"W x 33-48"D	\$1796
PL268BSCUBE	168"W x 33-48"D	\$2184
PL292BSCUBE	192"W x 33-48"D	\$2484
PL216BSCUBE	216"W x 33-48"D	\$2872
PL240BSCUBE	240"W x 33-48"D	\$3172



B

Boat Shape Conference Table with Cube Bases PL268BSCUBE List \$2184



LAMINATE CONFERENCE TABLES




TABLES & PRESENTATION



ATTRACTIVE and durable laminate surfaces with PVC DuraEdge detail make these conference tables perfect for any application. All tables come with standard grommet.

Oval Racetrack Conference Table PL80V List \$869 and Presentation Cabinet PL100 List \$799.

Available Finishes



*Honey not stocked in all locations. Please call for availability.

FEATURES

- Wood construction with laminate finish
- Basic concept at fantastic value
- Enduring quality and beauty



Boat Shape Conference Table with Elliptical Accent Bases PL8BE List \$1349.



Boat Shape Conference Table PL8B List \$869.



Boat Shaped Conference Table shown in Cherry. PL16B List \$2427



Oval Racetrack Conference Table shown in Espresso with Elliptical Style Bases PL120VE List \$2518



Oval Racetrack Conference Table shown in Cherry PL140V List \$2087

A. Oval Racetrack Laminate Conference Tables

Model #	Description	List
PL135	71"W x 35"D	\$519
PL80V	95"W x 44"D	\$869
PL100V	120"W x 48"D	\$1298
PL120V	144"W x 48"D	\$1808
PL140V	168"W x 48"D	\$2087
PL160V	192"W x 48"D	\$2427
PL180V	216"W x 48"D	\$2706
PL200V	240"W x 48"D	\$3046

Available in Cherry, Espresso, Mahogany, Honey, Modern Walnut, White and Newport Gray.

B. Oval Racetrack Laminate Conference Tables with Elliptical Style Bases

Model #	Description	List
PL80VE	95"W x 44"D	\$1349
PL100VE	120"W x 48"D	\$1778
PL120VE	144"W x 48"D	\$2518
PL140VE	168"W x 48"D	\$3127
PL160VE	192"W x 48"D	\$3467
PL180VE	216"W x 48"D	\$4076
PL200VE	240"W x 48"D	\$4416

Available in Cherry, Espresso, Mahogany, Honey, Modern Walnut, White and Newport Gray.

C. Boat Shaped Laminate Conference Tables

Model #	Description	List
PL235	71"W x 35"D	\$519
PL8B	95"W x 35-44"D	\$869
PL10B	120"W x 33-48"D	\$1298
PL12B	144"W x 33-48"D	\$1808
PL14B	168"W x 33-48"D	\$2087
PL16B	192"W x 33-48"D	\$2427
PL18B	216"W x 33-48"D	\$2706
PL20B	240"W x 33-48"D	\$3046

Available in Cherry, Espresso, Mahogany, Honey, Modern Walnut, White and Newport Gray.

D. Boat Shaped Laminate Conference Tables with Elliptical Style Bases

Model #	Description	List
PL8BE	95"W x 44"D	\$1349
PL10BE	120"W x 33 -48"D	\$1778
PL12BE	144"W x 33 -48"D	\$2518
PL14BE	168"W x 33 -48"D	\$3127
PL16BE	192"W x 33 -48"D	\$3467
PL18BE	216"W x 33 -48"D	\$4076
PL20BE	240"W x 33 -48"D	\$4416

Available in Cherry, Espresso, Mahogany, Honey, Modern Walnut, White and Newport Gray.

E. Presentation Cabinet

Model #	Description	List
PL100	48"W x 48"H	\$799

Available in Cherry, Espresso, Mahogany, Honey, Modern Walnut, and Newport Gray.



Power Module

Features USB port, 1 HDMI port and 3 power outlets. Professional installation required. Available in Silver and Black. PLTBPOWER List \$519



TABLES & PRESENTATION



ATTRACTIVE and durable laminate surfaces with PVC DuraEdge detail make these conference tables perfect for any application. All tables come with standard grommet.

FEATURES

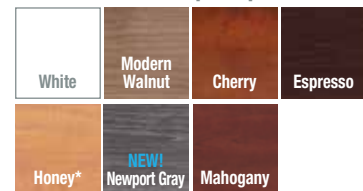
- Wood construction with laminate finish
- Attractive Brush Steel Base
- Enduring quality and beauty

Palmer House Conference Table
PL238THALF(2)/PLTBTB32(3) List \$2665



Palmer House Conference Table PL238THALF(2)/PLTBTB32(3) List \$2665

Available Boat Shape Top Finishes



*Honey not stocked in all locations. Please call for availability.

A. Boat Shaped Laminate Conference Tables with Palmer House Brush Steel Bases

Model #	Description	List
PL236T/PLTBTB32(2)	95"W x 33-44"D	\$1497
PL237THALF(2)/PLTBTB32(3)	120"W x 33-48"D	\$2365
PL238THALF(2)/PLTBTB32(3)	144"W x 33-48"D	\$2665
PL237THALF(2)/PL139T/PLTBTB32(4)	168"W x 33-48"D	\$3243
PL238THALF(2)/PL139T/PLTBTB32(4)	192"W x 33-48"D	\$3543
PL237THALF(2)/PL139T(2)/PLTBTB32(5)	216"W x 33-48"D	\$4121
PL238THALF(2)/PL139T(2)/PLTBTB32(5)	240"W x 33-48"D	\$4421

B. Palmer House Brush Steel Base

Model #	Description	List
PLTBTB32BRU	29"H	\$489



ATTRACTIVE AND DURABLE laminate surfaces with PVC DuraEdge detail make these gathering tables perfect for any application. Standard 42”H.

Gathering Work Table PL3072(6), PLTLEGU30NB41(8), PLTMDB72(12), PLTCBBSILVER(12) List \$5194



Half Boat Shaped Gathering Table PL238THALF, PLTRBBASE23BRU(2), PLTPPOST41BRU(2) List \$1337



Cube Base Gathering Table PL139T(2)/PLCUBE2040(2) List \$1436

Available Finishes



*Honey not stocked in all locations. Please call for availability.

A. Laminate Tops

Model#	Description	List
PLT3048	30" x 48"	\$219
PLT3060	30" x 60"	\$269
PLT3066	30" x 66"	\$279
PLT3072	30" x 72"	\$289

Not available in Honey.

B. Tall U Leg – Silver or White

Model#	Description	List
PLTLEGU24NB41	24"W x 41"H	\$189
PLTLEGU30NB41	30"W x 41"H	\$209
PLTLEGU48NB41	48"W x 41"H	\$309

C. Desk Beam Supports

Model#	Description	List
PLTMDB48	For 48" Desktop	\$59
PLTMDB54	For 54" Desktop	\$59
PLTMDB60	For 60" Desktop	\$69
PLTMDB66	For 66" Desktop	\$79
PLTMDB72	For 72" Desktop	\$89

D. Connector Beam Brackets (pair)

Model#	Description	List
PLTCBBSILVER	Required for each desk beam support	\$60

E. Half Boat Shaped Table Tops

Model#	Description	List
PL237THALF	48" x 60"	\$449
PL238THALF	48" x 72"	\$599

F. Brushed Steel Bases

Model #	List
PLTRBBASE23BRU	\$259
PLTPPOST41BRU	\$110

Two bases needed for each Half Boat Shaped Table Top.

G. Square Laminate Table with Tall Cube Base

Model #	Description	List
PL139T/PLCUBE2040	48"W x 48"D x 42"H	\$718



TABLE TOPS & BASES



TABLES & PRESENTATION



PERFORMANCE TABLE TOPS are constructed using the highest quality thermally fused Melamine Laminates and edged with 3 mil PVC Tough Edge providing unparalleled durability and beauty.

FEATURES

- Wood construction with laminate finish
- Basic concept at fantastic value
- Enduring quality and beauty




PLT36R, PLTPOST28BRU, PRTRBBASE23ERU List \$548



PLT42R, PLTWXB36/42 List \$389



PLT36R, PLTWXB36/42 List \$359



PLT36R, PLTPOST41BRU, PLTRBBASE23BRU List \$568



PL237THALF, PLTRBBASE23BRU(2), PLTPOST28BRU(2) List \$1147



Choose Your Top



A. Round Table Tops:

PLT24R	24" Round Top	List \$129
PLT30R	30" Round Top	List \$159
PLT36R	36" Round Top	List \$199
PLT42R	42" Round Top	List \$229
PLT48R	48" Round Top	List \$269

B. Rectangular Table Tops

PLT2460	24" x 60"	List \$229
PLT2466	24" x 66"	List \$249
PLT2472	24" x 72"	List \$259
PLT3060	30" x 60"	List \$269
PLT3066	30" x 66"	List \$279
PLT3072	30" x 72"	List \$289

C. Half Boat Shaped Table Tops

PL237THALF	48" x 60"	List \$449
PL238THALF	48" x 72"	List \$599

D. Laminate Cross Bases

PLTWXB36/42	List \$160
PLTWXB48	List \$200

E. Black Cross Bases

PLTXBM24BLK	24" Spread/29"H	List \$199
PLTXBM33BLK	33" Spread/29"H	List \$229
PLTXBM3341BLK	33" Spread/41"H	List \$269


F. Chrome Cross Bases

PLTXBM24CHR	24" Spread/29"H	List \$219
PLTXBM33CHR	33" Spread/29"H	List \$249
PLTXBM3341CHR	33" Spread/41"H	List \$289

G. Brushed Steel Bases

PLTPOST19BRU	– 23" Spread/19"H	List \$80
Fits 30" and 36" Round Tops		
PLTPOST28BRU	– 23" Spread/29"H	List \$90
Fits 30", 36" and 42" Round Tops		
or as a pair for 60" & 72" wide Rectangular Tops		
PLTPOST41BRU	– 23" Spread/41"H	List \$110
Fits 30", 36" and 42" Round Tops		
or as a pair for 60" & 72" wide Rectangular Tops		
PLTRBBASE23BRU	– 23" Spread/41"H	List \$259
Round Base for table above.		

Available Finishes



*Maple and Honey – not available in all sizes, please call for availability.

Choose Your Base





STRASSA TABLES

NATIONAL®

TABLES & PRESENTATION



STRASSA TABLES combine classic structure with today's need to collaborate. With Strassa, the possibilities are endless...education spaces, corporate areas, café spots, design studios. Let your imagination run wild and let Strassa run along with it.

Shown: 86N4210829WKF2L,
86N4210841WKF2L, N36G4M, N36S2M,
N66RD18C, N66RD22C, N66RD22CX,
N66SQ18CX List: \$ \$9,928.00



Shown: 86N4810841WKF2L, 86N484829WKF2L, N60STDW, N66SQ22C List: \$12,305.00

All items on this page Special Order



KESWICK COLLECTION is the majestic leader in traditional office environments. An impeccable English Cherry Finish on cherry veneers that feature a durable UV finish, and refined styling in solid wood pilasters and moldings offering unmatched luxury. Lifetime Limited Warranty



A. Left Hand Facing Bookcase
33.75"W x 16"D x 80"H
S07990 118 List \$1726

B. Center Facing Bookcase
32"W x 16"D x 80"H
S07990 108 List \$1726

C. Right Hand Facing Bookcase
33.75"W x 16"D x 80"H
S07990 128 List \$1726

Shown: S07990 118, S07990 108(2),
S07990 128 List \$6904

All bookcases include 2 Fixed
and 4 Adjustable Shelves.

**D. 10' Boat Top with
Twin Slab End Bases**
Consists of: 005, 007,
120"W x 40-48"D x 30"H
S07990 99 List \$4092

**E. 12' Boat Top with
Triple Slab End Bases**
Consists of: 006, 007, 008
144"W x 40-48"D x 30"H
S07990 97 List \$4974

**F. 42" Round Traditional
Queen Anne Conference Table**
Consists of: 011, 002
42"D x 30"H
S0799089 List \$1803

Finish



English
Cherry



RUE DE LYON COLLECTION expertly blends old world styling and modern functionality. The collection is crafted from maple solids, select hardwoods and cherry veneers on select wood products finished in a rich Ruby Cabernet. Lifetime Limited Warranty.



G. Console Table
S07684 82
List \$872

Finish



Ruby
Cabernet



**H. 42" Round
Conference Table**
S07684 89
List \$1411
Consists of 001, 002.



I. 8' Rectangular Conference Table
Consists of 005A, 001A. Grommets
Included. S07684 96A List \$2407

**J. 10' Rectangular Conference
Table (shown)**
Consists of 015, 001A.
2 pc top. Grommets Included.
S07684 120 List \$2575

K. 12' Rectangular Conference Table
Consists of 006, 001A, 007.
2 Piece Top, 3 Bases. Grommets Included.
S07684 144 List \$3196



GOVERNOR'S COLLECTION conference tables feature a traditional look with high pressure laminate gloss tops. Great for heavy use, laptops, dining and meetings. Limited Lifetime Warranty.

Shown: S07350 95
List \$2485

A. 6Ft – Rectangular Table w/2 Slab Bases
72"W x 36"D x 30"H
S07350 93 List \$1513

B. 8Ft – Rectangular Table w/2 Slab Bases
96"W x 44"D x 30"H
7350 94 List \$1780

C. 10Ft – Rectangular Table w/2 Slab Bases
120"W x 46"D x 30"H
S07350 95 List \$2485
Consists of 019, 001, 029.

D. 12Ft – Rectangular Table w/3 Slab Bases
144"W x 46"D x 30"H
S07350 99 List \$4541
Consists of 006, 008, 001.



Finish

Executive Mahogany

E. 42" Round Traditional Queen Anne Conference Table
Consists of 001, 002 (Seats 4 People)
7350 89 List \$1255



F. Sofa Table with Three Drawers
53"W x 16"D x 27"H
7350 82 List \$682



G. Rectangular End Table
26"W x 21"D x 22"H
7350 81 List \$566



H. Coffee Table
48"W x 24"D x 16"H
7350 84 List \$682



Fringe Series

With Fringe, you create spaces where people actually want to be. Whether it is in a corporate setting, community area, or in an education or healthcare environment, Fringe delivers privacy, openness, comfort, style, and extreme flexibility from a single lounge collection.

Shown: 10N24RDS, CBV2219DS, N10PBL1806, N92B1, N92CSA, N92GB2, N92M3M, N92TENL List: \$20,242



Shown: 82N2424MGRDL, N10PSQ1414, N66RD22CX, N92B1, N92GB2, N92M1M, N92M2M, N92MSQ9L List: \$13,019

All items on this page Special Order



Hagen Reception Seating

The perfect complement to the contemporary work space or home. Hagen features a wide open architecture, mid-century modern design and outstanding comfort. Heavy duty spring construction and deep cushioning. Available in Taupe Designer Fabric.

Designer Fabric **Taupe**

Description	Model No.	List
Sofa 66.25"W x 30.75"D x 32.25"H	9074	\$1499
Club Chair 30.75"W x 30.75"D x 32.25"H	9071	\$799

Shown with PL219 and PL220 tables see page 63

Wood Occasional Tables

Beautifully finished with hardwood edges and surfaces of selected veneers in Espresso, Mahogany and Cherry.



Wood Veneer Coffee Table
47.25"W x 23.5"D x 16"H
Model No. PV519
List \$589



Wood Veneer End Table
23.5"W x 23.5"D x 20"H
Model No. PV520
List \$439



Wood Coffee Table
Model No. PV619
47.25"W x 23.75"D x 16"H
List \$749



Wood End Table
Model No. PV620
23"R x 21.25"H
List \$529



Tribeca Reception Seating

Sleek European styling makes Tribeca Reception Seating the perfect choice for office or home. Featuring contemporary design, durable construction and outstanding comfort, Tribeca offers exceptional quality and value. Stocked in Black Premium Bonded Leather.

Bonded Leather **Black**

Description	Model No.	List
Sofa 71.25"W x 29.75"D x 32.5"H	9683	\$1899
Loveseat 51.5"W x 29.75"D x 32.5"H	9682	\$1399
Club Chair 31.75"W x 29.75"D x 32.5"H	9681	\$999

Shown with PL219 and PL220 tables, see below.

Laminate Occasional Tables



Laminate Top With Solid Wood Base Coffee Table
47.25"W x 23.5"D x 16.75"H
Model No. PL219
Available in Mahogany, Cherry, Espresso, Modern Walnut & Newport Grey. List \$389

Laminate Top With Solid Wood Base End Table
23.5"W x 23.5"D x 19.75"H
Model No. PL220
Available in Mahogany, Cherry, Espresso, Modern Walnut & Newport Grey. List \$269




Available Finishes



Laminate End Table
24"W x 24"D x 20"H
Model No. PL120
Available in Mahogany, Honey*, Cherry, Espresso, Modern Walnut & Newport Grey. List \$199

Available Finishes



*Honey – available on PL120 only.



NEW! Fuse Reception Seating

Contemporary styling and a modular design makes Fuse Seating the perfect fit for any office environment. Customize your layout by choosing from the components which best suit your needs. Available in designer fabrics.

Description

- A. Single Seat, No Arms** 24"W x 29.5"D x 31.5"H
- B. Single Arm** 6"W Works left or right
- C. Single Arm with USB Charging Station** Features 2 USB ports
- D. 45° Corner Seat** 30.9"W X 28.3"D X 33.4"H
- E. Ottoman/Backless Seat** 30.3"W X 25"D X 19.7"H

Model No.

List

- 9780STCH \$569
- 97ARMCH \$220
- 9780ARMUSBCH \$320
- 9785STCH \$599
- 9786STCH \$469



A

Single Seat



Designer Felt Fabric

Optional Arms



*Special Order
(2-4 week lead time)



B

A

C



C



A

B



D



E



B

A



Compose Reception Seating

Contemporary styling and a modular design makes Compose Seating the perfect fit for any office environment. Customize your layout by choosing from the components which best suit your needs. Available in designer black bonded leather.

Bonded Leather

Black

Description

Model No. List

A. Club Chair 30.25"W x 29.5"D x 31"H	9991	\$949
B. Left Arm Single Seat 30.25"W x 29.5"D x 31"H	9994L	\$899
C. Right Arm Single Seat 30.25"W x 29.5"D x 31"H	9994R	\$899
D. Single Seat, no arms 30.25"W x 29.75"D x 31"H	9990	\$879
E. Corner 30.25"W x 29.75"D x 31"H	9995	\$849
F. Ottoman 20"W x 20"D x 19"H	9996	\$729

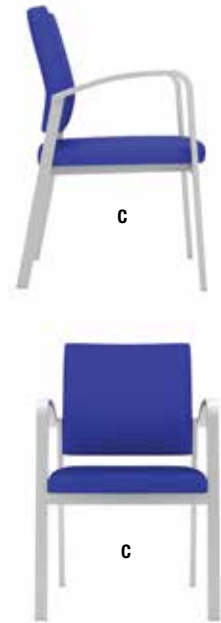
Shown with PL219 and PL220 tables see page 63



Coffee / End Table
20.5"W x 20.5"D x 19"H
Model No. 9997/9998 List: \$459

Available Finishes






Newport Series

Refined contemporary styling featuring wall-saver design and Matrex seat support for life long comfort. 1" separation between seat and back for easy cleaning. Standard, oversize, and bariatric guest chairs.

Call your sales representative for fabrics and finishes.

Description	Model No.	List
A. Loveseat 43.5"W x 24"D x 36"H	SON1501G5	from \$857
B. Two Seat Bench 45"W x 21"D x 18.5"H	SON1005B5	from \$598
C. Guest Chair (275lb) 23.5"W x 24"D x 36"H	SON1401G5	from \$453
D. End Table 20"W x 20"D x 20"H	SON1285T5	\$349
E. Oversize Guest (400lb) 27.5"W x 24"D x 36"H	SON1601G5	from \$524
F. Bariatric Chair (750lb) 33.5"W x 24"D x 36"H	SON1801G5	from \$735




Belmont Series

Practical airy exposed leg design with 400 lb. capacity per standard seat. Environmentally friendly, Vitafoam soy-based foam. Chairs available in 400 lb., 500 lb. and 750 lb. models. Matching solid hardwood tables with high pressure laminate inlays.

Call your sales representative for fabrics and finishes.

Description	Model No.	List
G. Guest Chair (400 lb) 25.5"W x 26"D x 32.5"H	SOG1451K4	from \$875
H. Loveseat 48.5"W x 26"D x 32.5"H	SOG1551K4	from \$1251
I. Three Seats with Center Arm 71.5"W x 26"D x 32.5"H	SOG3453K4	from \$2315
J. End Table 20"W x 20"D x 20.5"H	SOG1255T5	\$384
K. Coffee Table 40"W x 20"D x 16.5"H	SOG1455T5	\$496
L. Oversized Guest Chair (500 lb) 29.5"W x 26"D x 32.5"H	SOG1651K4	from \$986
M. Bariatric Chair (750 lb) 35.5"W x 26"D x 32.5"H	SOG1851K4	from \$1315



Lenox Series

The Lenox Series offers ultimate flexibility for reception area and lounge seating. Interlocking steel components for strength and durability. Solid hardwood construction. Unlimited fabric and finish combinations including; Healthcare vinyl, Crypton and Nano-Tex coverings, Limited Lifetime Warranty, 2 Year Fabric & Covering Warranty.

Call your sales representative for fabrics and finishes.


Description

A. Guest Chair	22.5"W x 26"D x 31.5"H
B. 2 Seat Sofa	44"W x 26"D x 31.5"H
C. 3 Seat Sofa with Center Arms	65"W x 26"D x 31.5"H
D. End Table	20"W x 20"D x 20"H
E. Coffee Table	40"W x 20"D x 16"H
F. Armless Guest Chair	22.5"W x 26"D x 31.5"H
G. Guest Chair (400lb)	24.5"W x 26"D x 31.5"H

Model No.

List

SOL1101G5	from \$421
SOL2101G5	from \$811
SOL3103G5	from \$1201
SOL1270T5	\$277
SOL1470T5	\$399
SOL1102G5	from \$421
SOL1601G5	from \$495



Avon Series

Avon, with its crisp, modern design, impresses from every angle. Lean against thoughtfully contoured backrests and rest your arms comfortably on solid maple armcaps. Sturdy steel construction provides years of reliable use. Consists of guest chairs, oversize, bariatric, loveseat, hip, café stools and tables.

Call your sales representative for fabrics and finishes.

Description

H. Guest Chair	24"W x 23"D x 32"H
I. Bariatric Chair (750 lb)	34W x 23"D x 32"H
J. Oversized Guest Chair (400 lb)	28"W x 23"D x 32"H
K. Loveseat	44"W x 23"D x 32"H
L. Round End Table	24"W x 24"D x 20"H

Model No.

List

S0AV1411G6	from \$478
S0AV1831G6	from \$765
S0AV1611G6	from \$560
S0AV1531G6	from \$867
S0AV1288T5	\$336



Zoll Seating Solutions

Offering configurable furniture to fit any size space. All upholstered components feature crisp tailoring and on-trend polished chrome legs available in Green or Blue Fabric and Red or White Vinyl. The Power Pods feature technology integration to ensure your team doesn't have to take a break to power-up. Each power pod is equipped with 1 electrical outlet and 2 USB ports and is available in Smoke & Bourbon. Hardware will allow seats, ottomans, and pods to group together.

Zoll Lounge Configuration Shown:
OC054-1936-XXXX, OC054-T1X(2),
OC054-0824-XXXX, OC054-1924-XXXX,
OC054-0836-XXXX, OC054-R1X
Vinyl List \$6465



Single Armless Chair
24.25"W x 24.5"D x 29.75"H
Vinyl OC054-1924-XXXX List \$1023
Fabric OC054-1924-XXXX List \$999



Double Armless Chair
36.25"W x 24.5"D x 29.75"H
Vinyl OC054-1936-XXXX List \$1197
Fabric OC054-1936-XXXX List \$1167



Triangular Power Pod
OC054-T1X 24"W x 24"D x 26"H
List \$938



Single Ottoman
24"W x 24"D x 18"H
Fabric OC054-0824-XXXX List \$722
Vinyl OC054-0824-XXXX List \$739



Double Ottoman
36"W x 24"D x 18"H
Fabric OC054-0836-XXXX List \$815
Vinyl OC054-0836-XXXX List \$834



Rectangular Power Pod
OC054-R1X
12"W x 24"D x 18"H
List \$886

All items on this page Special Order



NEW Contemporary Seating

The perfect complement to the contemporary work space or home. Features a wide open architecture, mid-century modern design and outstanding comfort. Features swivel seat and height adjustable base. Available in Stone or Light Moss Felt Designer Fabric.

Designer
Felt Fabric

Stone

Light Moss*

*Special Order
(2-4 week lead time)



Mason High Back
 Model No. 6561
 Features memory swivel. Stocked in Stone Felt Fabric with Chrome Frame.
 Overall: 35.5" W x 34.75" D x 41.5-48"H
 Seat: 23" W x 21.5" D x 27-21"H
 List \$899



Oliver Mid Back Guest Chair
 Model No. 6521ST
 Stocked in Stone Felt or Light Moss Fabric with Chrome Frame.
 Overall: 28" W x 29.75" D x 29.25-35.5"H
 Seat: 19.75" W x 20.5" D x 16.5-21.75"H
 List \$599



EXECUTIVE



Sierra Series

Deep cushioning, oversized seat and back, along with a wide open architecture combine to make the Sierra Series an outstanding choice for the executive office.



Sierra Medium Back
Model No. 10321
Stocked in Black Bonded Leather.
Overall: 25.6" W x 27.75" D x 38.75-41.5"H
Seat: 21"W X 21.5"D x 18.5-21.25"H
List \$469

A B C D E

Sierra High Back
Model No. 10311
Stocked in Black Bonded Leather.
Overall: 25.6" W x 27.75" D x 38.75-41.5"H
Seat: 21"W X 21.5"D x 18.5-21.25"H
List \$509

A B C D E



Dakota Series

Dakota Executive Chair
Model No. 10421
Stocked in Black Leather-tek. Plush thick cushioning. Enhanced lumbar support.
Overall: 26.75"W x 28.5"D x 38-40.5"H
Seat: 21"W x 19.75"D x 19.75-22.5 "H
List: \$449

A B C D E



Performance Seating Limited Lifetime Warranty

Performance Furnishings Seating comes with a Limited Lifetime Warranty. Performance Furnishings warrants its seating to be free from defects in material and workmanship subject to the following limitations: swivel tilt mechanisms, bases, casters, pneumatic cylinders, wood and plastic components are warranted for 5 years; upholstery material, including fabric, is warranted for 2 years. This warranty is limited to the original purchaser for normal commercial usage. Normal commercial usage is defined as a standard 40 hour work week by a person weighing 250 lbs or less.

Without limiting the generality of the foregoing, this warranty does not apply to seating which has been altered, refurbished or damaged through normal wear and tear, negligence, abuse, shipping, storage, fire flood or earthquake. This warranty does not apply to natural changes that may occur in the color or texture of leather, wood or other materials. This warranty is invalid if the purchaser is using the seating for rental purposes.

The original purchaser's sole remedy under this warranty is the replacement or repair of the defective product at Performance's option. Due to changes in fabrics including styles, patterns, colors and dye lots, Performance cannot guarantee that when replacing or repairing a chair that fabrics will match. This warranty does not cover labor or shipping costs incurred to repair or replace the chair.

Holland Park Series

Where European style meets function. Uncompromising, durable design with sleek styling make the Holland Park Series a welcome addition to any executive office or boardroom.

Holland Park High Back Swivel Chair

Model No. 20011
Stocked in Black, Grey and White Bonded Leather.
Overall: 22.8"W X 27.5"D X 45.25-48"H
Seat: 20.5"W x 17.5"D x 19-22"H
List \$649

A B C D E



Holland Park Mid Back Swivel Chair

Model No. 20021
Stocked in Black, Grey and White Bonded Leather.
Overall: 22.8"W X 27.5"D X 37.4-40"H
Seat: 20.5"W x 18.5"D x 19-22"H
List \$579

A B C D E



Holland Park Guest Chair

Model No. 20028
Stocked in Black, Grey and White Bonded Leather.
Overall: 22.8"W X 24"D X 40.5"H
Seat: 20.5"W x 18"D x 19"H
List \$549

Montana Series

Montana Executive High Back with Contrast Stitching

Model No. 10211 BLKSIL
Stocked in Black Leather-tek Vinyl.
Overall: 26"W x 28.25"D x 44-46.5"H
Seat: 20"W x 20"D x 18-21.5"H
List \$559

A B C D E



Barrett Series

Barrett Executive High Back Swivel

Model No. 68011 BLKSIL
Stocked in Black Bonded Leather
Overall: 26.5"W x 29"D x 42.5-45"H
Seat: 20"W x 19½"D x 18-21.5"H
List: \$549

A B C D E





Nelson Series

Nelson Executive Syncro-Tilt Swivel
 Model No. XSL17763 BRN
 Hinged arm with Synchro-Tilt allows seat and back to move at a 2 to 1 ratio. Can be locked in any upright position. Stocked in Bomber Brown with Charcoal Frame.
 Overall: 28"W x 27"D x 44-46.5"H
 Seat: 20.5"W x 19.5"D x 18.5-22"H
 List: \$649

A B D E I



Bell Series

Bell Executive High Back
 Model No. XSL3265
 Stocked in Black Vinyl on Chrome Frame.
 Overall: 27"W x 32.5"D x 45.5-48"H
 Seat: 20.5"W x 19.5"D x 18-21"H
 List: \$649

A B C D E



Hanson Series

Hanson Executive Tilt-back Swivel
 Model No. XSL26022 BRN
 Stocked in Bomber Brown Bonded Leather with Charcoal Frame.
 27"W x 31"D x 45-48"H
 Seat: 20½"W x 19½"D x 21-24"H
 List: \$499

A B C D E



Collins Series

Collins Executive Flip Arm
 Model No. XSL176
 High back with contrast stitching. Black soft leather-like vinyl with Silver frame.
 Overall: 25.6" W x 27.75" D x 38.75-41.5"H
 Seat: 21"W X 21.5"D x 18.5-21.25"H
 List \$449

A B C D E



Whistler Series

Whistler Executive High Back with Contrast Stitching

Model No. 7111
Stocked in Black Leather-tek Vinyl.
Enhanced lumbar support.
Overall: 25"W x 28"D x 44-48"H
Seat: 22"W x 20"D x 20-23"H
List \$479

A B C D E



Whistler Executive Mid Back with Contrast Stitching

Model No. 7121
Stocked in Black Leather-tek Vinyl.
Enhanced lumbar support.
Overall: 25"W x 25"D x 39-43"H
Seat: 22"W x 20"D x 20-23"H
List \$439

A B C D E

Whistler Side Chair with Contrast Stitching

Model No. 7128
Stocked in Black Leather-tek Vinyl.
Enhanced lumbar support.
Overall: 25"W x 25"D x 38"H
Seat: 22"W x 20"D x 20"H
List \$369



Lexus Series

Lexus High Back Executive with Arms

Model No. 10711
Stocked in Black Bonded Leather.
Pneumatic Height Adjustment.
Overall: 30.3"W x 26.8"D x 43.3-46.1"H
Seat: 21"W x 20.5"D x 17.75-20.5"H
List \$439

A B C D E



Lexus Mid Back Conference with Arms

Model No. 10721
Stocked in Black Bonded Leather.
Pneumatic Height Adjustment.
Overall: 30.3"W x 26.8"D x 37.8-40.6"H
Seat: 21"W x 20.5"D x 17.75-20.5"H
List \$399

A B C D E

Lexus Guest Arm Chair

Model No. 10728
Stocked in Black Bonded Leather.
Overall: 30.3"W x 26.8"D x 37.8"H
Seat: 21"W x 20.5"D x 19.75"H
List \$369





Tempest Series

Tempest Executive Highback Swivel Chair

Model No. 6011 BLK
Stocked in Black Bonded Leather.
Overall: 28.5"W x 26.5"D x 43-45.75"H
Seat: 21.5"W x 19"D x 18-20.75"H
List: \$459

A B C D E



Tempest Executive Midback Conference Swivel Chair

Model No. 6021 BLK
Stocked in Black Bonded Leather.
Overall: 28.5"W x 26.5"D x 39-41.75"H
Seat: 21.5"W x 19"D x 18-20.75"H
List: \$439

A B C D E



Hudson Series

Hudson Executive High Back Swivel

Model No. 67011 BLK
Stocked in Black Soft Touch Vinyl.
Overall: 25"W x 24"D x 42-44"H
Seat: 20½"W x 19½"D x 18-21"H
List: \$369

A B C D E



Brooks Series

Brooks Executive High Back Chair

Model No. 66011
Stocked in Black Bonded Leather and Taupe Fabric.
Overall: 23.25"W x 25"D x 41.5-44.5"H
Seat: 19.5"W x 20"D x 18-21"H
List: \$349

A B C D E



Newton Series

Newton Executive Swivel Chair
 Model No. XSL512
 Stocked in Black Bonded Leather.
 Overall: 25"W X 29" D x 45.5-49.5"H
 Seat: 20"W x 20.5"D x 17-21"H
 List: \$429

- A
- B
- C
- D
- E



Walton Series

Walton Executive High Back
 Model No. XSL648
 Stocked in Black, Bomber Brown and Dark Grey Leather.
 Overall: 25.5"W x 26"D x 39-42"H
 Seat: 20.5"W x 19"D x 19.5-23.5"H
 List \$399

- A
- B
- C
- D
- E



Tate Series

Tate Executive Mid Back
 Model No. XSL614 BLK
 Stocked in Black Soft Leather-like vinyl with Chrome Frame.
 Overall: 25.5"W x 26"D x 37-40"H
 Seat: 20.5"W x 19"D x 20.25-24.25"H
 List: \$389

- A
- B
- C
- D
- E



Tate Executive Side Chair
 Model No. XSL628 BLK
 Stocked in Black Soft Leather-like vinyl with Chrome Frame.
 Overall: 25.5"W x 26"D
 Seat: 20.5"W x 19"D
 List: \$349

Pilot Series

Pilot High-Back Racing Style Leather Executive Office Chair
 Model No. XSL12121
 Stocked in Black Leather.
 Overall: 28.875"D x 28"W x 44.625-49.50"H
 Seat: 21.25" W x 17.125" D x 17- 21.50"H
 List \$499

- A
- B
- C
- D
- E





Presta Series

Presta Basic Task Chair
Model No. 5021
Stocked in Black, Taupe, and
Chocolate Leather-tek vinyl.
Overall: 25.25"W x 26"D x 39.5-42.25"H
Seat: 20.5"W x 19.75"D x 17.75-20.5"H
List: \$369

A B C D E



Aspire Series

Aspire Executive Arm Chair
Model No. 5111
Stocked in Black Bonded Leather.
Pneumatic Seat Height Adjustment.
Overall: 25.25"W x 26"D x 39.5-42.25"H
Seat: 20.5"W x 19.75"D x 17.75-20.5"H
List: \$339

A B C D E



Burton Series

Burton Executive High Back Arm Swivel
Model No. XSL871 BLK
Stocked in Black Soft Vinyl.
Overall: 25.5"W x 26¾"D x 42-45.5"H
Seat: 19.5"W x 20"D x 19.25-23"H
List: \$329

A B C D E



Dixon Series

Dixon Ergonomic Executive Leather Office Chair
Model No. XSL12001
Stocked in Black Leather.
Overall: 27.5"W x 25.25"D x 36-39.75"H
Seat: 19.25"W x 17.5"D x 17.5-21.25"H
List: \$269

A B C D E



Morgan Series

Morgan Executive High Back with Contrast Stitching

Model No. XSL389
Stocked in Caramel and Grey Leather-tek Vinyl with Black inlay.
Overall: 26"W x 28.25"D x 44-46.5"H
Seat: 20"W x 20"D x 21-23.5"H
List \$449

A B C D E



Brooks Series

Brooks Executive High Back Chair

Model No. 66011 TPE
Stocked in Taupe Fabric and Black Bonded Leather.
Overall: 23.25"W x 25"D x 41.5-44.5"H
Seat: 19.5"W x 20"D x 18-21"H
List: \$349

A B C D E



Allen Series

Allen Midback Conference Swivel

Model No. XSL7040 CHR
Stocked in Charcoal Fabric with Vinyl outside arms and back.
Overall: 25.25"W x 24.5"D x 36.5-39.25"H
Seat: 19.25"W x 18.5"D x 19-21.75"H
List: \$349

A B C D E



Allen Guest Arm Chair

Model No. XSL7048 CHR
Stocked in Charcoal Fabric with Vinyl outside arms and back.
Overall: 25"W x 26"D x 36"H
Seat: 19"W x 21"D x 18.5"H
List: \$329

Ellis Series

Ellis Executive Swivel Arm Chair

Model No. XSL478 BLK
Stocked in Black Vinyl With Fabric Insert.
Pneumatic Seat Height Adjustment.
Overall: 23.25"W x 28.5"D x 44.5-48.25"H
Seat: 21"W x 23.5"D x 19-22.5"H
List: \$329

A B C D E





Harrison Series

Harrison High Back Executive Swivel
Model No. DHS278
Stocked in Black Vinyl with Mahogany Finish.
Overall: 27.75"W x 32.5"D x 43-46"H
Seat: 20"W x 19"D x 19-25.5"H
List: \$979

A B C D E



Chambers Series

Chambers High Back Executive Swivel
Model No. DHS9701
Stocked in Black and Oxblood Vinyl with Mahogany Finish.
Overall: 26.5"W x 28"D x 43-46.5"H
Seat: 22"W x 19.5"D x 25.25"H
List: \$589

A B C D E



Montgomery Series

Montgomery Guest Chair
Model No. DHS271
Stocked in Black and Oxblood Vinyl with Mahogany Finish.
Overall: 24"W x 26"D x 31"H
Seat: 20"W x 20"D x 18.5H
List: \$339



Montgomery Guest Chair with Castors
Model No. DHS272
Stocked in Black and Oxblood Vinyl with Mahogany Finish.
Overall: 24"W x 26"D x 31"H
Seat: 20"W x 20"D x 18 1/2"H
List: \$359



Caldwell Series

Caldwell Guest Chair
Model No. DHS9709
Stocked in Black and Oxblood Vinyl with Mahogany Finish.
Overall: 24.5"W x 27"D x 35.5"H
Seat: 19.75"W x 19"D x 18.5"H
List: \$449



Big & Tall Heavy Duty Seating

Comfortable seating designed for big and tall users featuring generous proportions and thick padding throughout.



Heavy Duty Executive Multifunction with Arms
Model No. 6004
Stocked in Black Fabric seat with Black Mesh back.
Overall: 27.25"W x 25.5"D x 37.25-42.5"H
Seat: 20.50"W x 18.25"D x 19-24"H
List \$799

A B C D E F
K L M P Q S

350 lbs
Weight
Capacity



Big & Tall Executive Task with Arms
Model No. 44088
Stocked in Black Fabric seat with Black Mesh back.
Overall: 28.75"W x 27.25"D x 41.75-45"H
Seat: 22.5"W x 18.75"D x 17.7-19.7"H
List \$699

A B C D E R

400 lbs
Weight
Capacity



Big & Tall Leather Executive Tilter with Arms
Model No. 54011BLK
Stocked in Black Bonded Leather.
Overall: 28.75"W x 30.75"D x 43.4-45.5"H
Seat: 20.25"W x 23"D x 18.5-20.5"H
List \$729

A B C D E S

400 lb
Weight
Capacity



Big & Tall Swivel Arm Chair
Model No. XSL1985BLK
Stocked in Black Soft Vinyl. Available in Grey or Brown by special order.
Overall: 31"W x 32"D x 45.5-48"H
Seat: 23"W x 21.5"D x 19-21"H
List: \$769

A B C D E

400 lb
Weight
Capacity



Zerus Series

Zerus Multi-Function with Headrest, Mesh Back and Mesh Seat

Model No. **SO** ZR350MBK
Stocked in Black Mesh Back with Black Mesh Seat.
Overall: 25"W x 24-26.5"D x 46-49.75"H
Seat: 20"W x 20.5-22.75"D x 19.5-23.5"H
List \$599

- A B C D E
- F I Q R S



Also available without headrest
Model No. ZR250MBK
List \$569

Zerus Multi-Function with Headrest, Mesh Back and Leather Seat

Model No. **SO** ZR300MWT
Stocked in Black Mesh Back with White Leather Seat.
Overall: 25"W x 24-26.5"D x 46-49.75"H
Seat: 20"W x 20.5-22.75"D x 20.5-24.25"H
List \$619

- A B C D E
- F I Q R S



Also available without headrest
Model No. ZR200MWT
List \$589

Custom Fabric Seat Options for Zerus

7 - 14 day lead time.
Add List \$85

- Bermuda
- Melon
- Lime
- Sterling
- Grape
- Iron
- Midnight
- Red Pepper



Also available with headrest
Model No. ZR300MBK
List \$599

Zerus Multi-Function with Mesh Back and Fabric Seat

Model No. **SO** ZR200MBK
Stocked in Black Mesh Back with Black Fabric Seat.
Overall: 25"W x 24-26.5"D x 40.5-44.25"H
Seat: 20"W x 20.5-22.75"D x 20.5-24.25"H
List \$569

- A B C D E
- F I Q R S

Casso Series

Casso Syncro Tilt Mid Back

Model No. **SO** CS200FBK
Stocked in Black Mesh Back with Black Patterned Fabric Seat.
Overall: 25"W x 25.25"D x 40-43.5"H
Seat: 21"W x 20"D x 19.25-23.5"H
List \$479

- A B C D E
- F I O R



Casso Syncro Tilt Mid Back

Model No. **SO** CS200MBK
Stocked in Black Mesh Back with Solid Black Fabric Seat.
Overall: 25"W x 25.25"D x 40-43.5"H
Seat: 21"W x 20"D x 19.5-23.5"H
List \$479

- A B C D E
- F I O R



Cool Mesh Pro Series

The CoolMesh Pro's easy flow architecture, its multi function adjustment capability and outstanding support come together to address all your comfort needs.

CoolMesh Pro Multi-Function High Back with Adjustable Lumbar Support and Ratchet Back Height Adjustment

Model No. 8114S

Stocked in Light Gray Mesh with White Frame and Orange, Green, Red, Blue, Burgundy, Basil or Black Fabric Seat.

Overall: 25.5"W x 26.375"D x 41-44.5"H

Seat: 21"W x 19.5"D x 19.3-22.75"H

List \$799



Seat Options Model No. 7700

For model 8114S. All fabric and leather seats come with molded foam for added comfort and longer lifespan.



Leather Seat add \$80



Mesh Seat add \$60



Black



Orange



Lime Green



Red



Celestial Blue



Burgundy



Basil



COOL MESH



Cool Mesh Series

If your work has you adjusting to different tasks throughout the day then Cool Mesh is the seating series for you. Whether you choose task or executive seating, Cool Mesh's easy flow architecture, its multi function adjustment capability and outstanding support come together to address all your comfort needs.

Other features include mesh back to encourage full body contact and pneumatic height adjustment. Greenguard Certified. Limited Lifetime Warranty.



Cool Mesh Pro Multi-Function High Back with Adjustable Lumbar Support and Ratchet Back Height Adjustment
Model No. 8014S with black nylon base. Stocked in Black Mesh with Orange, Green, Red, Blue, Basil, Burgundy or Black Fabric Seat. Overall: 25.5"W x 26.375"D x 41-44.5"H
Seat: 21"W x 19.5"D x 19.3-22.75"H
List \$689

- A B C D E F K
- L M O P Q S



Optional Headrest
Model No. 7000HR
List \$60

Cool Mesh Pro Multi-Function Task with Ratchet Back Height Adjustment
Model No. 8054S with black nylon base. Stocked in Black Mesh with Orange, Green, Red, Blue, Basil, Burgundy or Black Fabric Seat. Overall: 27.5"W x 26"D x 37.75-44.25"H
Seat: 21"W x 19.5"D x 19.3-22.75"H
List \$619

- A B C D E F
- K L M P Q S





Cool Mesh Multi-Function High Back

Model No. 7704S with black nylon base. Stocked in Black Mesh with Orange, Green, Red, Blue, Basil, Burgundy or Black Fabric Seat.
Overall: 25"W x 25"D x 41-44"H
Seat: 21"W x 19.5"D x 19-23"H
List \$659

A B C D E F
K L M P Q S



Optional Headrest
Model No. 7000HR
List \$60

Cool Mesh Multi-Function Task

Model No. 7754S with black nylon base. Stocked in Black Mesh with Orange, Green, Red, Blue, Basil, Burgundy or Black Fabric Seat.
Overall: 25.5"W x 24.5"D x 36-44"H
Seat: 21"W x 19.5"D x 18.5-22"H
List \$599

A B C D E F
K L M P Q S



Seat Options Model No. 7700

For models 7704S, 7754S, 8014S and 8054S. All fabric and leather seats come with molded foam for added comfort and longer lifespan.



Leather Seat add \$80



Mesh Seat add \$60



Black



Orange



Lime Green



Red



Celestial Blue



Burgundy



Basil



COOL MESH



Cool Mesh Series

Cool Mesh Synchro High Back

Model No. 7701 with black nylon base. Stocked in Black Mesh with Orange, Green, Red, Blue, Basil, Burgundy or Black Fabric Seat. Overall: 25.5"W x 24"D x 40-44"H
Seat: 21"W x 19"D x 18-22"H
List 579

A B C D E I N S



Optional Headrest
Model No. 7000HR
List \$60

Cool Mesh Basic Task

Model No. 7621ACM with black nylon base. Stocked in Black Mesh with Orange, Green, Red, Blue, Basil, Burgundy or Black Fabric Seat. Overall: 25"W x 24"D x 36-41"H
Seat: 20"W x 18"D x 18-21.75"H
List \$469

A B C D
E I L S



Seat Options Model No. 7700

For models 7621A, and 7701. All fabric and leather seats come with molded foam for added comfort and longer lifespan.



Leather Seat add \$80



Mesh Seat add \$60



Black



Orange



Lime Green



Red



Celestial Blue



Burgundy



Basil

Metropolitan Series

Metropolitan Mesh High Back
Model No. 44011
Stocked in Black, Gray, White Swirl
F107 or Black Swirl F126 Fabric Seat
with Black Mesh Back.
Overall: 24"W x 28"D x 38-43"H
Seat: 19.5"W x 19"D x 18-23"H
List \$429

A B C D E R



Color Options



Nova Mesh Series

Nova Mesh Mid Back Conference Swivel
Model No. 21621
Black or Silver Mesh.
Overall: 22.75"W x 22"D x 36.5-40"H
Seat: 19.25"W x 19.5"D x 18.75-22.5"H
List \$489

A B C



NEW Titan Series

Bold, Eclectic, Refreshing. The new Titan seating series by Performance embodies a design and comfort level that is appealing to any office workspace. Titan seating is backed by a Limited Lifetime Warranty.

Titan Mesh High Back
Model No. 88222A
Stocked in Gray Fabric Seat with Gray Mesh
Back and Aluminum Base.
Overall: 27.75W x 24.25"D x 47-52"H
Seat: 17.75"W x 16.25"D x 18.5-20.5"H
List \$899

A B D E I Q S





Kelly Series

Kelly Multi-Function Mesh Chair

Model No. XSL^S013777
 Stocked in Black Mesh Back
 with Black Mesh Seat.
 Back: 27"W x 27"D x 39-44"H
 Seat: 18"W x 20"D x 18-21"H
 List: \$1199

- A B D E I Q



Evans Series

Evans Mesh Back Flip Arm Task Chair

Model No. XSL^S013553
 Stocked in Black Mesh Back
 with Black Fabric Seat.
 Back: 27"W x 27"D x 41-44"H
 Seat: 20.5"W x 20"D x 20-23"H
 List: \$395

- A B C D E O



Hays Series

Hays Mesh Back Tiltler Chair

Model No. XSL^S012813
 Stocked in Black Mesh Back
 with Black Seat.
 Back: 25"W x 25"D x 38.5-42"H
 Seat: 19"W x 18.5"D x 18.5-22"H
 List: \$299

- A B C D E





Wise Series

Wise Mesh Back Task Chair

Model No. XSL1149
 Stocked in Black, Red, Blue, Green or Purple Mesh with Fabric Seat.
 Back: 17.75"W x 18.75"H x 35.5-39.25"H
 Seat: 19.5"W x 18.5"D x 17.75-21.25"H
 List: \$259

A B C D E



Color Options



Watson Series

Watson Swivel Mesh Task Chair with Arms

Model No. XSL6081
 Stocked in Black Mesh with Fabric Seat.
 Overall: 24.25"D x 25.75" W x 34.25-38"H
 Seat: 19.25"W x 18.25"D x 17.5-21.25"H
 List: \$319

A B C D E



Bryant Series

Bryant Swivel Mesh Task Chair with Arms

Model No. XSL6101
 Stocked in Black Mesh with Fabric Seat.
 Overall: 24.5"D x 24.25"W x 35.5-38.50"H
 Seat: 18"W x 17.75"D x 17.75-20.5"H
 List: \$539

A B C D E F R



Hughes Series

Hughes Swivel Mesh Fixed Arm Task Chair

Model No. XSL6061
 Stocked in Black Mesh with Fabric Seat.
 Overall: 24.25"D x 25.75" W x 35.5-38.5"H
 Seat: 18"W x 17.75"D x 17.75-20.5"H
 List: \$329

A B C D E





MESH

Yazyl Series

Yazyl Multi-Function Mesh Chair
 Model No. **SO** YZ250MBK
 Stocked in Black Mesh Back with Black Fabric Seat.
 Overall: 27.75"W x 20.5"D x 40-45.5"H
 Seat: 21.75"W x 20.5-22.5"D x 19.75-23.5"H
 List \$339

- A
- B
- C
- D
- E
- F
- L
- Q
- S



Yazyl 24/7 Multi-Function Mesh Chair
 Model No. **SO** YZ350MBK
 Stocked in Black Mesh Back with Black Fabric Seat.
 Overall: 27.75"W x 20.5"D x 40-45.5"H
 Seat: 21.75"W x 20.5-22.5"D x 19-22.75"H
 List \$399

- A
- B
- C
- D
- E
- F
- L
- Q
- S



Custom Fabric Seat Options for Yazyl, Jarius & Giolla

7 - 14 day lead time. Add List \$85

- Bermuda
- Melon
- Lime
- Sterling
- Grape
- Iron
- Midnight
- Red Pepper

Jarius Series

Jarius Mesh Chair
 Model No. **SO** JR200MBK
 Stocked in Black Mesh Back with Black Fabric Seat.
 Overall: 25.75"W x 26"D x 41-44.75"H
 Seat: 20.25"W x 20.5"D x 18.75-22.5"H
 List \$259

- A
- B
- C
- E
- O
- R



Giolla Series

Giolla Mesh Chair
 Model No. **SO** GL100MBK
 Stocked in Black Mesh Back with Black Fabric Seat.
 Overall: 25.75"W x 23.25"D x 34.5-38.25"H
 Seat: 19"W x 19"D x 18-21.75"H
 List \$199

- A
- B
- C
- D
- E
- F
- R





Brady Series

Brady Mesh Back Executive High Back Chair

Model No. XSL288
Black Mesh Back with Black Fabric Seat.
Overall: 24.75"W x 28"D x 42.25-46"H
Seat: 20"W x 20"D x 18.5-22.5"H
List \$359

A B C D E



Brock Series

Brock Conference Swivel Arm Chair

Model No. XSL388
Black Mesh Back with Black Fabric Seat.
Overall: 25"W x 29"D x 37-41"H
Seat: 20"W x 20"D x 17-20"H
List \$319

A B C D E



Logan Series

Logan Midback Executive Swivel Chair

Model No. 25101 BLK
Stocked in Black Fabric Seat with Black Mesh Back.
Overall: 24"W x 23.5"D x 37-42"H
Seat: 19.5"W x 17"D x 17.5-22.5"H
List \$309

A B C D E



Logan Guest Arm Chair with Cantilever Sled Base

Model No. 25128 BLK
Stocked in Black Fabric Seat with Black Mesh Back.
Overall: 24"W x 23.5"D x 37"H
Seat: 19"W x 18"D x 18.5"H
List \$289



Owen Series

Owen Midback Swivel Arm Chair

Model No. XSL722
Stocked in Black Fabric Seat with Black, Blue or Red Mesh Back.
Overall: 23.75"W x 24.5"D x 34.5-38.5"H
Seat: 19"W x 19"D x 17.25-21"H
List \$289

A B C D E



Color Options





MESH



Spice Seating

Spice Mid Back Synchro-Tilt
Model No. 7854
Stocked in Black Mesh with Black Fabric Seat.
Overall: 25"W x 19.75"D x 37-39.75"H
Seat: 20"W x 18"D x 18-22"H
List: \$479

A B D E I S



Spice! Guest Chair
Model No. 7804G
See page 96

Baker Task Series

Baker Basic Task
Model No. 3421
Stocked in Black, Blue or Red Mesh with Black Fabric Seat. Fixed T-Arm.
Overall: 23.75"W x 21"D x 38.75-42.5"H
Seat: 19.75"W x 19"D x 18.5-22.5"H
List: \$329

A B C D E



Value Mesh Series

ValueMesh Basic Task
Model No. 8501
Stocked in Black, Green & Blue Mesh back with Black Fabric seat.
Overall: 24"W x 24"D x 35-40"H
Seat: 19.75"W x 18"D x 17-22"H
List \$299

A B L



Optional
Height/width
Adjustable T-Arm
Model No. 301AK
List: \$100

S

Cool Mesh Series

Cool Mesh Basic Task Chair
Model No. 7621A BLK
Stocked in Black Fabric Seat with Black Mesh Back. Pneumatic Seat Height Adjustment.
Overall: 25"W x 24"D x 36-41"H
Seat: 20"W x 18"D x 18-21.75"H
List: \$419

A B D I L R



Flynn Task Series

Flynn Multi-function High Back Task
Model No. 63011 BLK
Stocked in Black Fabric Seat.
Overall: 31"W x 27"D x 39.5-42.5"H
Seat: 21"W x 20"D x 18.75-23.5"H
List \$499

- A
- B
- C
- D
- E
- F
- K
- L
- M
- R



Entice Task Series

Entice Multi-Function High Back
Model No. 8456A BLK
Stocked in Black Fabric.
Overall: 27"W x 24"D x 41-44.5"H
Seat: 21"W x 20.5"D x 17.5-22"H
List: \$629

- A
- B
- C
- D
- E
- F
- K
- L
- M
- P
- Q
- S



Casey Series

Casey Deluxe Task Chair
Model No. XSL316 BLK
Stocked in Black Bonded Leather.
Overall: 25"W x 25"D x 34.5-39.5"H
Seat: 19.25"W X 16"D x 19-24"H
List: \$239

- A
- B
- L



Optional
Height Adjustable T-Arm
Model No. XSLJARM
List: \$90

- R

Casey Deluxe Task Chair
Model No. XSL217 BLK
Stocked in Black Fabric.
Overall: 25"W x 25"D x 34.5-39.5"H
Seat: 19.25"W X 16"D x 19-24"H
List: \$209

- A
- B
- L



Optional
Height Adjustable T-Arm
Model No. XSLJARM
List: \$90

- R



DRAFTING CHAIRS

Baker Series

Baker Stool with Adjustable Footring
Model No. 3451
Stocked in Black, Blue & Red Mesh back with Black Fabric seat.
Overall: 25.25"W x 25.25"D x 43.75-48.75"H
Seat: 20.25"W x 19.75"D x 25.5-30.75"H
List \$439

A B C E



Spice Series

Spice Drafting Chair
Model No. 7851/7311
Features metal foot ring and base. Stocked in Black.
Overall: 25.5"W x 25.5"D x 42-51.25"H
Seat: 20.5"W x 19.5"D x 24-33"H
List \$569

A B C E



Optional
Height/Width Adjustable T-Arm
Model No. 311AK List: \$100

S



Value Mesh Series

Value Mesh Stool with Adjustable Footring
Model No. 8501/100SK
Stocked in Black Mesh back with Black Fabric seat.
Overall: 19.75"W x 24"D x 40.5-45.5"H
Seat: 19.75"W x 18"D x 25-30"H
List \$379

A B N



Casey Series

Casey Stool with Adjustable Footring
Model No. XSL316/DFR
Stocked in Black Bonded Leather.
Overall: 25"W x 25"D x 44.5-49.5"H
Seat: 19.25"W x 16"D x 26.5-31.5"H
List \$309

A B N



Optional
Height Adjustable T-Arm
Model No. XSLJARM
List: \$90

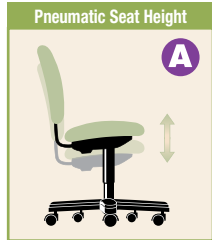
R

How To Use This Chair Functions Guide


Use this guide to help you find the perfect fit for your office seating needs. While browsing through pages 70-92 you will see each chair has a series of letters under the description that corresponds to this seating guide. You spend a lot of time in your office chair, so why not make it as comfortable as possible.



Soft Wheel Casters for hard surfaced floors Available for most chairs:
Model No. PUCASTER Set of 5 casters List \$29



A Adjusts "up and down" seat height relative to the floor.




B Allows seat "rotation" in a full circle.



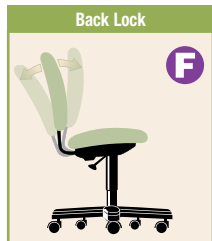
C Places the "pivot point directly above the base center" and allows the user to lean back in a seated position.



D "Locks seat and back" in an upright position.



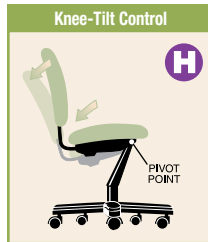
E Allows user to adjust "resistance" with which chair reclines or tilts.



F Allows user to select and "lock a particular back angle."




G Allows user to recline at a more natural angle than the traditional tilt control. "Pivot point of chair is positioned slightly forward" toward the front of the seat.



H Allows user to fully recline while keeping feet comfortably on the floor. "Pivot point is placed near the front of the seat."



I Automatically "adjusts seat and back angle while maintaining a 2:1 recline ratio", providing optimum back support and minimal seat rise.



J "Adjusts seat & back angle independently" with a single lever.



K Allows user to "adjust and lock seat and back angle" of chair independently of each other.



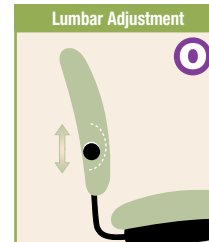
L Allows user to "adjust back up and down" for proper positioning of lumbar.



M Includes "swivel/tilt with tension control, independently adjustable seat and back angle with infinite lock (any position) and forward pitch control."



N Allows user to "adjust back in and out" for additional seat depth.




O Allows user to "custom fit chair by adjusting lumbar" for optimum support and comfort.



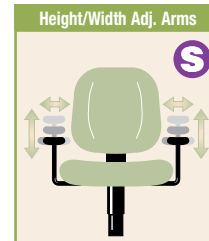
P Allows user to "tilt seat forward" for optimum comfort while doing intensive forward-oriented tasks.



Q Allows seat to move "forward and back" or to be locked in a desired position.



R Allows user to "adjust arms up and down" within a set range to accommodate a variety of tasks.



S Allows user to "adjust arms up and down, or in and out" within a set range to accommodate a variety of tasks.



NESTING



Designer Nesting Chairs

Our Nesting chairs are a great space-saving solution for boardrooms and classrooms. In addition to their contemporary look, they are built with quality materials, and are made to last. Greenguard Certified. Limited Lifetime Warranty.

Cool Mesh Pro Nesting Guest Chair

Model No. 8094B
Stocked in Black Mesh Back with Black Fabric Seat only, on a Black Frame.
Overall: 24"W x 23"D x 37"H
Seat: 18.5"W x 17"D x 19.25"H
List: \$419



Cool Mesh Pro Nesting Guest Chair

Model No. 8094T
Stocked in Black Mesh Back with Orange, Green, Red, Blue or Black Fabric Seat, on a Titanium Frame.
Overall: 24"W x 23"D x 37"H
Seat: 18.5"W x 17"D x 19.25"H
List \$419



Agenda Nesting Chair with Arms

Model No. 3094T
Stocked in Black Back with Orange, Green, Red, Blue or Black Fabric Seat on a Titanium Frame.
Overall: 22.5"W x 23"D x 34"H
Seat: 18"W x 19.5"D x 18.5"H
List \$349



Agenda Nesting Chair without Arms

Model No. 3074T
Stocked in Black Back with Orange, Green, Red, Blue or Black Fabric Seat on a Titanium Frame.
Overall: 22.5"W x 23"D x 34"H
Seat: 18"W x 19.5"D x 18.5"H
List \$319



Seat Options

For models 8094T, 3094T, 3074T and 7944G



Lime Green




Orange



Celestial Blue



Red



Black

Pissarro Nesting Series

Contemporary nesting seating with a modern flair is perfect for guest, boardrooms and educational environments. Coordinates with all Performance seating. Greenguard Certified. Limited Lifetime Warranty.



NEW Pissarro Nesting Chair with Arms
Model No. 90094T/ARMS
Features removable arms. Stocked in Black Mesh Back with Black Fabric Seat and Titanium frame.
Overall: 24"W x 21.65"D x 33.65"H
Seat: 19"W x 16.25"D x 18.3"H
List \$489



NEW Pissarro Nesting Chair without Arms
Model No. 90094T
List: \$449



NEW Pissarro Nesting Chair with Arms and Tablet
Model No. 90094T/ARMS/TABLET
Stocked in Black Mesh Back with Black Fabric Seat and Titanium frame.
Overall: 25.2"W x 24.8"D x 37"H
Seat: 18.5"W x 1.9"H
List \$639



NEW Ideal Stackable Guest Chair
Model No. 7944G
Stocked in Black Mesh Back with Orange, Green, Red, Blue or Black Fabric Seat and Black frame.
Overall: 25.25"W x 25"D x 37"H
Seat: 18.5"W x 18.5"D x 19"H
List \$389



Optional Casters
Model No. 27 2800
List \$36



SEATING

GUEST



Spice Stackable Guest Chair
Model No. 7804G
Stocked in Black Mesh Back with Black Fabric Seat.
Overall: 25"W x 24"D x 36"H
Seat: 18"W x 19"D x 18"H
List \$339



Optional Casters
Model No. 27 2800
List \$36

Sleek Stackable Chair
Model No. 2904TG
Stocked in Black Fabric with Titanium Frame.
Overall: 25.5"W x 24"D x 32.75"H
Seat: 18.5"W x 19.25"D x 18"H
List \$299



Optional Casters
Model No. 27 2800
List \$36



Baker Stackable Guest Chair with Arms
Model No. 3128G
Stocked in Black Mesh Back with Black Fabric Seat.
Overall: 22.5"W x 23.25"D x 33.5"H
Seat: 18.5"W x 18.5"D x 18.1"H
List \$259



Baker Stackable Guest Chair with Arms & Casters
Model No. 3128G/272800
Stocked in Black Mesh Back with Black Fabric Seat.
List \$295



Baker Stackable Guest Chair
Model No. 3129G
Stocked in Black Mesh Back with Black Fabric Seat.
Overall: 22.5"W x 23.25"D x 33.5"H
Seat: 18.5"W x 18.5"D x 18.1"H
List \$249



Baker Stackable Guest Chair with Casters
Model No. 3129G/272800
Stocked in Black Mesh Back with Black Fabric Seat.
List \$285



Olson Guest Chair

Model No. 2924
Black Mesh Fabric seat with Black
Frame Stacks up to 4 high. Some
Assembly Required.
Overall: 25"W x 21"D x 34"H
Seat: 18.5"W x 19.25"D x 19"H
List \$269



Finley Side Chair

Model No. XSL1029 BLK
Black Mesh Fabric seat with Black
Frame Stacks up to 4 high. Some
Assembly Required.
Overall: 24"W x 24"D x 23"H
Seat: 18"W x 18"D x 18"H
List \$179



William Arm Chair

Model No. XSL501239
Black Caressoft Leather
with Mahogany Frame.
Overall: 26"W x 27"D x 35.5"H
Seat: 19"W x 20"D x 19"H
List: \$429



Avery Side Arm Chair

Model No. XSL1040
Black Soft Leather-Like Vinyl
with Black Frame.
Overall: 23.5"W x 24"D x 34.5"H
Seat: 20"W x 17"D x 19.5"H
List: \$289





**Ashton Guest Chair
Sled Base**
Model No. 2708
Stocked in Black Fabric.
Overall: 23"W x 24"D x 32"H
Seat: 19"W x 18"D x 18"H
List \$269

Ashton Series

**Ashton Leather
Guest Chair Sled Base**
Model No. 2748
Stocked in Black Bonded Leather.
Overall: 23"W x 24"D x 32"H
Seat: 19"W x 18"D x 18"H
List \$299



Capri
Capri Side Chair
Model No. XSL21102
Black Black Leather-Like Vinyl.
Overall: 23"W x 20"D x 33"H
Seat: 20.5"W x 20"D x 17.25"H
List \$249

File Friend

File Friend Stool
Model No. XSL421
Stocked in Black vinyl
Seat: 16"W x 16"D x 18-23"H
List \$129



Mercado Wood Guest Seating

Stylish wood guest seating for reception areas and private offices. Solid wood construction with leather seated surfaces. Fully assembled frames.

Wood Guest Chair

Model No. VSCA
Available in Black, Sierra Cherry, Mahogany, Medium Cherry and Maple Frame with Black Leather Seat. Shipped 2 per carton.
Overall: 22.5"W x 23.5"D x 33.5"H
Seat: 18.75"W x 17.25"D x 18.5"H
List \$1348 (\$674 each)

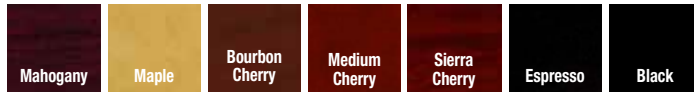


Wood Guest Chair

Model No. VSC10A
Available in Black, Sierra Cherry and Mahogany Frame with Black Leather Seat. Shipped 2 per carton.
Overall: 24"W x 24.5"D x 32.75"H
Seat: 20"W x 20"D x 19.5"H
List \$1348 (\$674 each)



Available Finishes – Not all finishes available on all chairs, check finishes under chair.



Wood Guest Chair

Model No. VSC5A
Available in Black, Sierra Cherry, Mahogany and Bourbon Cherry Frame with Black Leather Seat and Espresso Frame with Cream Leather Seat. Shipped 2 per carton.
Overall: 22.75"W x 23.75"D x 33"H
Seat: 19.25"W x 18"D x 19.5"H
List \$1348 (\$674 each)



Wood Guest Chair

Model No. VSC9
Available in Black, Sierra Cherry and Mahogany Frame with Black Leather Seat. Shipped 1 per carton.
Overall: 26"W x 23.5"D x 34.5"H
Seat: 19"W x 18.5"D x 19"H
List \$725



All items on this page Special Order



MULTI-USE

Evolve and Julep Seating

Evolve's contemporary design is ideal as a side or guest chair for conference rooms or cafeterias. The Julep chair was created by award winning designer Alexandros Stasinopoulos. A great solution as a side, guest chair, for cafés, dining or any social or meeting space. Shell is 38% post-consumer & 42% pre-consumer recycled content. Durable textured shell is both mold & abrasion resistant.

Julep Chair

Model No. 2500CH
Available in Black, Blue, White and Red with Chrome Frame.
Overall: 23.75"W x 19"D x 31"H
Seat: 16"W x 16"D x 17.5"H
List \$215



Evolve Bar Height Chair

Model No. BR1310FB
Available in a wide range of colors.
Overall: 19"W x 22"D x 40.5"H
Seat: 17.5"W x 17.5"D x 25"H
List starting at \$401



Evolve Chair with Arms

Model No. 1311FB
Available in a wide range of colors.
Overall: 26.75"W x 21.5"D x 33"H
Seat: 20"W x 19"D x 18"H
List starting at \$259



All items on this page Special Order

Kool Multi-Use Seating

Create spaces with solid or contrasting pairs of polypropylene backs and seats or opt for your favorite upholstered seats for added flare and comfort. The ergonomic perforated back allows for enhanced circulation and air flow and conforms to your back for maximum comfort.



Kool Bar Height Chair
 Model No. BR2300
 Available in a wide range of colors.
 Overall: 21.5"W x 23"D x 46.5"H
 Seat: 18"W x 18"D x 30"H
 List \$344



Kool Chair
 Model No. 2300
 Available in a wide range of colors.
 Overall: 21.5"W x 21.25"D x 31"H
 Seat: 18"W x 18"D x 17.5"H
 List \$231



Kool Chair with Casters
 Model No. CS2300
 Available in a wide range of colors.
 Overall: 21.5"W x 21.25"D x 31"H
 Seat: 18"W x 18"D x 17.5"H
 List \$278



Kool 3-Seat Beam
 Model No. 2300Beam3
 Overall: 71"W x 22"D x 31"H
 Seat: 18"W x 18"D x 17.5"H
 List \$1107



All items on this page Special Order



MULTI-USE

Stacking and Bar Height Chairs

Multi-purpose stackable seating that is both versatile and economical, Budget Stacking Chairs are an ideal solution for offices, meeting rooms or dining areas. Choose from the series that best suits your needs. All Performance stacking chairs are of heavy duty construction and built to be both functional and comfortable.



Agenda Plus Bar Height Chair
Model No. 3085FR/3085SB
Stocked in Black, Blue, White and Green with Chrome Frame.
Overall: 19.25"W x 22"D x 44"H
Seat: 18.5"W x 17.5"D x 30"H (non-stacking)
List \$229



Agenda Plus Stacking Chair
Model No. 3080
Stocked in Black, Blue, White and Green with Chrome Frame.
Overall: 21"W x 22.75"D x 32.5"H
Seat: 18"W x 16.75"D x 17.75"H
List \$129



Agenda Plus 4-Wheel Dolly
Model No. 3080D
Holds 20-25 3080 chairs.
List \$99



See page 56 and 57 for Table Tops and Bases.



Bleeker Street Wood Shell Chairs

Discover lasting performance in a clearly simple package. Bleeker Street Seating combines cool, minimalist design with high performance materials to bring style and functionality to every space. Offered in a regular-height chair as well as bistro-height with low profile back.

Bleeker Street Wood Shell Chair

Model No. 198C
Stocked in White and Modern Walnut on Chrome frame.
Overall: 18.5"W x 22.5"D x 33.5"H
Seat: 17"W x 17.25"D x 18.5"
List \$249



Bleeker Street Wood Shell Bistro-Height Stool

Model No. ST197
Stocked in White and Modern Walnut on Chrome frame.
Overall: 19"W x 21"D x 33.5H
Seat: 15.75"W x 17.25"D x 30"H
List \$349



Bleeker Street Wood Shell Bistro-Height Stool

Model No. ST198
Stocked in White and Modern Walnut on Chrome frame.
Overall: 19.25"W x 22.25"D x 44.25"H
Seat: 16"W x 17.25"D x 30"H
List \$349



See page 55 for Gathering Tables.



Stacking & Folding Chairs

Performance folding chairs are designed with strength and durability in mind. All feature reinforced tubular steel frame with powder coat metal finish, non-marring floor glides and fold flat for easy handling and storage.



Steel Folding Chair with Padded Seat and Plastic Back
Model No. 1321BLKSIL
Stocked in Black Fabric Seat with Charcoal Frame.
Overall: 19"W x 22"D x 35.5"H
Seat: 18.5"W x 17"D x 17.25"H
List \$119



Stack Chair
Model No. XSL3011 BKSV
Black Vinyl seat with Silver Vein Black Frame. Stacks 16 high.
Overall: 17.25"W x 22.75"D x 33.25"H
Seat: 16.25"W x 17.25"D x 17.75"H
List: \$119



Folding Chair Dolly
Model No. FCDRA51
Holds up to 84 Model #2171, 2165 or 1621 chairs. List \$739



Metal Folding Chair
Model No. **50** XSL2171
Powder coat frame. Double hinged and Triple braced. Padded Seat & Back.
Overall: 18.5"W x 19"D x 30"H
Seat: 15.75"W x 15.75"D x 17.5"H
List: \$99 Per Chair
Boxed and sold 4 per carton.
Carton List: \$396
Special Order in: Beige, Black, Burgundy and Navy



Folding Chair
Model No. **50** XSL2165
Powder coat textured frame-welded leg braces.
Overall: 18.5"W x 19"D x 30"H
Seat: 15.75"W x 15.75"D x 16.5"H
List: \$59 Per Chair
Boxed and sold 4 per carton.
Carton List: \$236
Special Order in: Red, Grey, Beige



Metal Folding Chair
Model No. 1621
Black Powder coat textured frame. Double hinged and double braced
Overall: 18.5"W x 20"D x 29.25"H
Seat: 15.5"W x 16"D x 7.25"H
List: \$79



Blow Mold Folding Tables

Blow molded tables are strong, durable and light weight. Perfect for outdoors or indoors, constructed of durable plastic that will not chip, crack or warp. Surface resists stains and cleans with mild dish soap. Legs and support structure are powder coated heavy gauge. The tables are 40% lighter than comparable wood tables.

FEATURES

- Light weight sleek design
- Powder coated tubular frame
- Meets or exceeds test BIFMA & MTL standards



Height adjusts from 24.5" - 32"H



Folds in half for easy storage



Plastic Blow Mold Folding Tables

Available in Pebble White Top with Charcoal Legs.

Model #	Description	List
A. S0FBM1860	18" x 60" x 29"H	\$169
FBM1872	18" x 72" x 29"H	\$189
S0FBM1896	18" x 96" x 29"H	\$269
B. FBM2448	24" x 48" x 29"H	\$169
C. S0FBM3060	30" x 60" x 29"H	\$229
FBM3072	30" x 72" x 29"H	\$239
FBM3096	30" x 96" x 29"H	\$329
D. S0FBM3072FH	30" x 72" x 29"H	\$249
S0FBM3096FH	30" x 96" x 29"H	\$329
E. S0FBM3072ADJ	30" x 72" x 24.5-32"H	\$259
F. S0FBM48R	48" x 29"H Round	\$229
FBM60R	60" x 29"H Round	\$419
S0FBM72R	72" x 29"H Round	\$599
G. S0FBMRTDOLLY	Holds up to 10 round tables up to 60" diameter	\$399
H. S0FBMDOLLY	Holds up to 10 tables	\$439





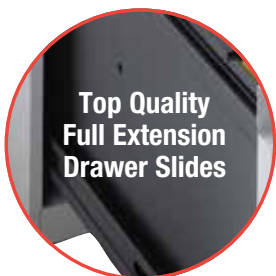
PEDESTALS



Premium Mobile Pedestals

- All drawers on easy rolling ball-bearing suspension
- Heavy gauge steel
- Locking drawers
- Attractive full pull handles
- Double wall fronts
- Full suspension file drawers
- Meets ANSI / BIFMA Specifications
- 15-year Limited Warranty

Available Finishes



Locking File/File Pedestal with Glides
 15"W x 22"D x 26 1/2"H
 Model No. CPSFF
 List \$529



Locking Box/Box/File Pedestal with Glides
 15"W x 22"D x 26 1/2"H
 Model No. CPSBBF
 List \$529



Mobile Locking Box/File Pedestal
 15"W x 22"D x 22"H
 includes casters
 Model No. CPPBF
 List \$429

Locking Casters
 Model No. CPPCASTERS
 List \$29
 Optional locking casters for CPSFF and CPSBBF



Locking Mobile File/File Pedestal
 15 1/2"W x 22"D x 28 1/2"H
 Model No. PL149
 List \$589



Locking Mobile Box/Box/File Pedestal
 15 1/2"W x 22 1/2"D x 28 1/2"H
 Model No. PL148
 List \$559




Locking Mobile Box/File Pedestal
 16"W x 22 1/2"D x 22 1/4"H
 Model No. PL1007
 List \$499

Classic Laminate Mobile Pedestals

- 3 mil PVC Tough Edge on all exposed edges
- Choice of laminate finishes
- Top quality Steel Ball Bearing Drawer Slides
- Flared drawer pulls for an enhanced look
- Core removable locks
- Fits under most desks. Accommodates letter & legal files.

Available Finishes



*Maple and White only available on PL1007.

Handle Options



Black – standard on Cherry, Mahogany, Maple and Honey. Optional on all other finishes. PLPULL-HLLBK List \$19 each



Nickel – standard on Espresso, Modern Walnut, White and Newport Gray. Optional on all other finishes. PLPULL-HLLSI List \$19 each



Silver Square Drawer Pulls Optional on all finishes PLPULL-RSI List \$29 each



Vertical Letter and Legal Files

- Heavy-duty, three-piece, precision steel ball bearing slide suspension
- High side drawers for hanging folders
- Heavy-duty steel construction
- Aluminum handles and label holders
- Spring action thumb latches
- Steel follower blocks
- Core removable lock
- Meets or exceeds ANSI/BIFMA standards
- Lifetime Limited Warranty

2 Drawer Letter with Lock 15" Wide

MF1162 BLK Black, MF1162 PTY Putty, MF1162 LGY Light Gray
15"W x 25"D x 18¾"H List \$299

2 Drawer Legal with Lock 18" Wide

MF1172 BLK Black, MF1172 PTY Putty, MF1172 LGY Light Gray
18"W x 25"D x 28¾"H List \$329

4 Drawer Letter with Lock 15" Wide

MF1164 BLK Black, MF1164 PTY Putty, MF1164 LGY Light Gray
15"W x 25"D x 52"H List \$439

4 Drawer Legal with Lock 18" Wide

MF1174 BLK Black, MF1174 PTY Putty, MF1174 LGY Light Gray
18"W x 25"D x 52"H List \$499


5 Drawer Letter with Lock 15" Wide

MF2265 BLK Black, MF2265 PTY Putty, MF2265 LGY Light Gray
15"W x 26½"D x 61¾"H List \$669

5 Drawer Legal with Lock 18" Wide

MF2275 BLK Black, MF2275 PTY Putty, MF2275 LGY Light Gray
18"W x 26½"D x 61¾"H List \$699

Available Finishes



Premium Mobile Pedestals

- High-side drawers accept hanging file folders, eliminating the need for additional accessories
- All drawers feature full extension ball-bearing slides
- Hidden casters provide a clean, integrated appearance
- Counterweights included for added stability
- Made with 30% recycled material
- Meets or exceeds ANSI/BIFMA standards
- Limited Lifetime Warranty

Available Finishes



2-Drawer Mobile Locking File/File Pedestal

15"W x 20"D x 27¾"H
Model No. 2012
List \$399



3-Drawer Mobile Locking Box/Box/File Pedestal

15"W x 20"D x 27¾"H
Model No. 2013
List \$419



STORAGE CABINETS



A



B

Welded Storage Cabinet

- Welded steel construction with powder coat finish
- Up to 150 lb. capacity per shelf
- Single cam locking handle secures doors
- Meets ANSI/BIFMA shelf standards
- Shipped assembled, except for handle

A. Three Fixed Shelves - 30"W x 18"D x 72"H

Model #	Color	List
SOVF31301872-05	Dove Grey	\$465
SOVF31301872-07	Putty	\$465
SOVF31301872-09	Black	\$465

B. Four Fixed Shelves - 36"W x 18"D x 72"H

Model #	Color	List
SOVF41361872-05	Dove Grey	\$529
SOVF41361872-07	Putty	\$529
SOVF41361872-09	Black	\$529

Heavy Duty Welded Storage Cabinet

- Welded steel construction with powder coat finish
- Up to 180 lb. capacity per shelf
- Shelves are adjustable in 2" increments
- Contemporary recessed handle with secure 3-point locking system
- Three sets of hinges on each door
- Meets ANSI/BIFMA shelf standards
- Shipped assembled, except for lock rod

C. Two Adjustable Shelves
36"W x 18"D x 42"H

Model #	Color	List
SOEA2R361842-05	Dove Grey	\$479
SOEA2R361842-07	Putty	\$479
SOEA2R361842-09	Black	\$479

D. Four Adjustable Shelves
36"W x 18"D x 72"H

Model #	Color	List
SOEA4R361842-05	Dove Grey	\$655
SOEA4R361842-07	Putty	\$655
SOEA4R361842-09	Black	\$655

E. Four Adjustable Shelves (not shown)
36"W x 24"D x 78"H

Model #	Color	List
SOEA4R362478-05	Dove Grey	\$795
SOEA4R362478-07	Putty	\$795
SOEA4R362478-09	Black	\$795




D



C

Available Finishes



G

Heavy Duty Mobile Storage Cabinet

- Welded steel construction with powder coat finish
- Up to 200-230 lbs. capacity per shelf
- Four shelves are adjustable in 2" increments
- Contemporary recessed handle with secure 3-point locking system
- Three sets of hinges on each door
- Includes specially designed heavy duty locking caster base for easy mobility
- Meets ANSI/BIFMA shelf standards
- Shipped assembled, except for lock rod

F. 36"W x 24"D x 78"H (not shown)

Model #	Color	List
SOTA4R362472-05	Dove Grey	\$959
SOTA4R362472-07	Putty	\$959
SOTA4R362472-09	Black	\$959

G. 46"W x 24"D x 78"H

Model #	Color	List
SOTA4R462472-05	Dove Grey	\$1199
SOTA4R462472-07	Putty	\$1199
SOTA4R462472-09	Black	\$1199



Steel Storage Cabinets

Storage cabinets made by Steel Cabinets USA are designed for commercial and residential use, produced entirely at their factory in Brownsville, Tennessee. Featuring quality American made steel, powder coat paint and heavy duty cartons.

Available Powder Coat Paint Finishes

G Dove Gray	TS Tropic Sand	P Putty	C Charcoal	B Black	WR Wine Red	LG Leaf Green
R Signal Red	SB Signal Blue	E Espresso	W White	KB Kobalt Blau	PG Pure Green	



A



B

A. Adjustable Shelf Storage Cabinet

- Metal brace is welded in place to strengthen the sides
- Die cast locking handles engage the brace to secure the doors
- Each adjustable shelf has a fabricated stiffener for high load bearing capacity
- Plastic glides elevate the cabinet from the floor making it easier to move

72"H x 36"W x 18"D
SOAAH-36RB List \$445

72"H x 36"W x 24"D
SOAAH-36RBMAG1 List \$555

B. Fixed Shelf Storage Cabinet

- Reinforced body with maximum carrying capacity for the shelves
- Die cast locking handles engage the brace to secure the doors
- Double stiffener on both doors
- Plastic glides elevate the cabinet from the floor making it easier to move

72"H x 33"W x 18"D
SOFs-33 List \$409

72"H x 36"W x 18"D
SOFs-36 List \$429

C. Combination Cabinet

- Multipurpose storage
- Ample shelf space for records, supplies and tools
- Extended space with rod to hang garments, or use for long cleaning equipment and sporting gear
- Plastic glides elevate the cabinet from the floor making it easier to move

72"H x 36"W x 18"D
SOFs-361 List \$629

D. Janitorial Cabinet

- Designed to organize all your cleaning supplies and equipment
- Die cast locking handles engage the brace to secure the doors
- Plastic glides elevate the cabinet from the floor making it easier to move

72"H x 30"W x 18"D
SOJ-318 List \$499



C



D



Metal Storage Cabinets

Easy assembly with locking channels that secure the metal panels together then are locked in position with screws. Available in Black and Putty.



A. Storage Cabinet with 4 adjustable shelves
Modern Locking recessed Handle.
72"H x 36"W x 18"D
SC723618 List \$559

B. Storage Cabinet with 2 adjustable shelves
Modern Locking Recessed Handle.
42"H x 36"W x 18"D
SC423618 List \$339

Available Finishes



A

B

Classic Laminate Storage

- 3 mil PVC Tough Edge on all exposed edges
- Choice of laminate finishes
- Flared drawer pulls for an enhanced look
- Core removable locks
- Adjustable shelves


A. Storage Cabinet 36"H
PL152 - 35 1/2"W x 22"D List \$629

B. Storage Cabinet 29"H
PL113 - 35 1/2"W x 22"D List \$489

C. Storage Cabinet 66"H
PL151 - 35 1/2"W x 22"D List \$929

D. Storage Cabinet/Wardrobe 66"H
PL150 - 18"W x 24"D List \$749

Available Finishes



*PL151 & PL150 not available in white.

**Only PL113 available in Maple.



A

B

C

D

HL8000 Series Lateral Files

Lateral files by Hirsh Industries. Reinforced base construction. Heavy-duty, three-piece, precision steel ball bearing slide suspension. Baked enamel finish. Letter or legal filing. Limited lifetime warranty. Meets or exceeds ANSI-BIFMA standards.

2 Drawer with Lock 36" Wide

17450 Putty, 17451 Black, 17452 Light Gray, 17631 Charcoal
36"W x 18¾"D x 28" H List \$609

3 Drawer with Lock 36" Wide

17633 Putty, 17634 Black, 17635 Light Gray, 17636 Charcoal
36"W x 18¾"D x 40½" H List \$899

4 Drawer with Lock 36" Wide

17453 Putty, 17454 Black, 17455 Light Gray, 17632 Charcoal
36"W x 18¾"D x 52½" H List \$939

5 Drawer with Lock 36" Wide

17638 Putty, 17639 Black, 17640 Light Gray, 17641 Charcoal
36"W x 18¾"D x 68" H List \$1389

2 Drawer with Lock 42" Wide

17456 Putty, 17457 Black, 17458 Light Gray, 17642 Charcoal
42"W x 18¾"D x 28" H List \$679

3 Drawer with Lock 42" Wide

17643 Putty, 17644 Black, 17645 Light Gray, 17646 Charcoal
42"W x 18¾"D x 40½" H List \$939

4 Drawer with Lock 42" Wide

17459 Putty, 17460 Black, 17461 Light Gray, 17647 Charcoal
42"W x 18¾"D x 52½" H List \$1019

5 Drawer with Lock 42" Wide

17648 Putty, 17649 Black, 17650 Light Gray, 17651 Charcoal
42"W x 18¾"D x 68" H List \$1489



Available Finishes



Classic Laminate Lateral Files

- 3 mil PVC Tough Edge on all exposed edges
- Choice of laminate finishes
- Top quality Steel Ball Bearing Drawer Slides
- Flared drawer pulls for an enhanced look
- Core removable locks
- Accommodates letter and legal files.

2-Drawer Lateral File 29"H with Removable Top

PL112 - 35½"W x 22"D List \$799

3-Drawer Lateral File 42"H


PL183 - 35½"W x 22"D List \$1799

4-Drawer Lateral File 54½"H

PL184 - 35½"W x 22"D List \$2199



Available Finishes



*Maple and White only available on PL112.





FIREPROOF/INSULATED FILES & DATA PROTECTION



Fire Files

- High-side drawer bodies
- Full suspension file drawers
- Insulation between all drawers
- Field-replaceable panels
- Exclusive powder-coated finish
- Insulation is oven-dried and reinforced with welded wire
- Limited Lifetime Warranty and free after-fire replacement

Available Finishes:



A. 31" Deep Standard 4-Drawer Vertical Files UL Class 350 1-Hour (Classic Series)

LETTER-SIZE		List
17¾"W x 319/16"D x 52¾"H		
41831C PA	Parchment	\$4,300
41831C BL	Black	\$4,300
LEGAL-SIZE		List
16"W x 319/16"D x 52¾"H		
42131C PA	Parchment	\$4,415
42131C BL	Black	\$4,415

B. 25" Deep Standard Vertical Files 4-Drawer

LETTER-SIZE		List
17¾"W x 251/16"D x 52¾"H		
41825C PA	Parchment	\$3,550
41825C BL	Black	\$3,550
LEGAL-SIZE		List
2013/16"W x 251/16"D x 52¾"H		
42125C PA	Parchment	\$3,610
42125C BL	Black	\$3,610

Patriot Files — American Made

Economically priced for today's economy yet features FireKing's signature integrity and high quality, and has been awarded the prestigious UL class 350° one hour fire rating. Features cam key lock, recessed handles, power coat finish.



Available Finishes:



4-Drawer

LETTER-SIZE		List
17¾"W x 319/16"D x 52¾"H		
S04P1831C PA	Parchment	\$2695
S04P1831C B L	Black	\$2695

LEGAL-SIZE		List
2013/16"W x 319/16"D x 52¾"H		
S04P2131C PA	Parchment	\$2845
S04P2131C B L	Black	\$2845

2-Drawer

LETTER-SIZE		List
17¾"W x 319/16"D x 27¾"H		
S02P1831C PA	Parchment	\$1740
S02P1831C BL	Black	\$1740

LEGAL-SIZE		List
2013/16"W x 319/16"D x 27¾"H		
S02P1831C PA	Parchment	\$1865
S02P2131C BL	Black	\$1865

1-Hour Fire Safes and Water Resistant

ETL Verified for 1-hour fire protection of CDs, DVDs, memory sticks and USB drives. Hinge side bolts and heavy-duty locking handle to prevent forced entry. Available with one adjustable shelf. Antimagnet tamperproof locks.



14"H Safe with Electronic Lock

S0KY09131GREL 18½"W x 19"D x 14"H
Weight: 84 lbs. List: \$379



18"H Safe with Combo Lock

S0KY13131GRCL 18½"W x 19"D x 18"H
Weight: 99 lbs. List: \$479



18"H Safe with Electronic Lock

S0KY13131GREL 18½"W x 19"D x 18"H
Weight: 99 lbs. List: \$509



14"H Safe with Combo Lock

S0KY09131GRCL 18½"W x 19"D x 14"H
Weight: 84 lbs. List: \$359

Sandusky Metal Desks

Features a durable 1-1/4" thick wood-grain laminate top and a strong steel frame with powder coat finish. Aluminum drawer handles and chrome-plated 1" sq. tubular steel legs with adjustable levelers. Full extension file drawers accommodate hanging file folders. Box drawers are equipped with dividers. Center drawer with supply tray. Center locking system secures all drawers. Minimal assembly, just attach legs. Greenguard Certified.

Available Finishes



Metal Desk Single Pedestal
Model No. **SO**SQ4830 XX

- Box/file pedestals
- Centralized locking system
- 2 Cable grommets

 48"W x 30"D x 29½"H
List: \$642



Rounded Corners

Metal Desk Double Pedestal
Model No. **SO**DQ6030 XX

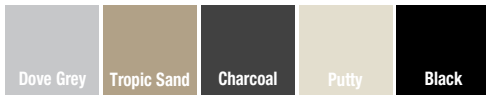
- 2 Box/file pedestals
- Centralized locking system
- 2 Cable grommets

 60"W x 30"D x 29½"H
List: \$875

Sandusky Metal Bookcases

Fully adjustable shelves adjust on 1" centers plus raised bottom shelf. Welded steel construction. Powder coat finish. Shipped assembled. Greenguard Certified.

Available Standard Finishes



10 custom color finishes available by Special Order. Call for Pricing

Shelf Bookcase (1 adjustable shelf)	List
SO SOBA10 341230 XX 34½"W x 12½"D x 30"H	\$218
SO BA10 361830 XX 36"W x 18"D x 30"H	\$292
3 Shelf Bookcase (2 adjustable shelves)	List
SO BA20 341242 XX 34½"W x 12½"D x 42"H	\$266
SO BA20 361842 XX 36"W x 18"D x 42"H	\$349
SO BA20 461842 XX 46"W x 18"D x 42"H	\$517
4 Shelf Bookcase (3 adjustable shelves)	List
SO BA30 341252 XX 34½"W x 12½"D x 52"H	\$309
SO BA30 361852 XX 36"W x 18"D x 52"H	\$403
SO BA30 341260 XX 34½"W x 13"D x 60"H	\$339
5 Shelf Bookcase (4 adjustable shelves)	List
SO BA40 341272 XX 34½"W x 12½"D x 72"H	\$377
SO BA40 361872 XX 36"W x 18"D x 72"H	\$468
SO BA40 461872 XX 46"W x 18"D x 72"H	\$651
6 Shelf Bookcase (5 adjustable shelves)	List
SO BA50 341282 XX 34½"W x 12½"D x 82"H	\$463
SO BA50 361884 XX 36"W x 18"D x 84"H	\$576





WHITEBOARDS



Magne-Rite Whiteboard

Magne-Rite boards feature a magnetic dry erase surface made with PVC-coated steel, specially engineered for exceptionally smooth writability. Glossy surface erases cleanly with no ghosting and provides excellent color contrast with markers. Not all sizes and finishes are listed below. Call for more information.

A. Magne-Rite - ABC Trim

Model No.	Description	List
219NB	2'H x 3'W	\$95
219NC	3'H x 4'W	\$174
219ND	4'H x 4'W	\$204
219NG	4'H x 6'W	\$286
219NH	4'H x 8'W	\$361

C. Magne-Rite - Presidential Trim (Silver)


Model No.	Description	List
219PB	2'H x 3'W	\$135
219PC	3'H x 4'W	\$235
219PD	4'H x 4'W	\$277
219PG	4'H x 6'W	\$445
219PH	4'H x 8'W	\$574

B. Magne-Rite - Deluxe Aluminum Trim

Model No.	Description	List
219AB	2'H x 3'W	\$98
219AC	3'H x 4'W	\$140
219AD	4'H x 4'W	\$199
219AG	4'H x 6'W	\$286
219AH	4'H x 8'W	\$373

D. Magne-Rite - Presidential Trim (Black)

Model No.	Description	List
219PB-T1	2'H x 3'W	\$135
219PC-T1	3'H x 4'W	\$253
219PD-T1	4'H x 4'W	\$277
219PG-T1	4'H x 6'W	\$445
219PH-T1	4'H x 8'W	\$574



TuF-Rite™ Whiteboard

TuF-Rite™ dry erase whiteboard surface provides a vast improvement over standard economy melamine boards. Thermal fuse technology improves erasability and lasts up to three times as long. Not all sizes and finishes are listed below. Call for ordering information.

E. TuF-Rite - Whiteboard ABC Trim

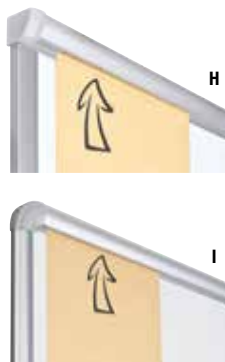

Model No.	Description	List
2H1NB	2'H x 3'W	\$58
2H1NC	3'H x 4'W	\$94
2H1ND	4'H x 4'W	\$152
2H1NG	4'H x 6'W	\$221
2H1NH	4'H x 8'W	\$297

F. TuF-Rite Whiteboard - ABC Trim + Map Rail

Model No.	Description	List
2H1AB	2'H x 3'W	\$68
2H1AC	3'H x 4'W	\$96
2H1AD	4'H x 4'W	\$145
2H1AG	4'H x 6'W	\$205
2H1AH	4'H x 8'W	\$254

G. TuF-Rite Whiteboard - Origin Trim (Aluminum)

Model No.	Description	List
2210B-01	2'H x 3'W	\$73
2210C-01	3'H x 4'W	\$121
2210D-01	4'H x 4'W	\$220
2210G-01	4'H x 6'W	\$275
2210H-01	4'H x 8'W	\$328



Best-Bite® Whiteboards

Featuring a concealed Best-Bite® tackless paper holder along the top length of trim, these innovative boards allow you to display notes, posters, artwork, etc. without damaging holes or needing magnets. Simply push your paper up to mount and lift out to remove. Featured with Dura-Rite® surface. TuF-Rite™ surface also available. Not all sizes and finishes are listed below. Call for ordering information.

H. ABC Bite Board - Dura-Rite Surface

Model No.	Description	List
212NB-BT	2'H x 3'W	\$131
212NC-BT	3'H x 4'W	\$217
212ND-BT	4'H x 4'W	\$291
212NG-BT	4'H x 6'W	\$427
212NH-BT	4'H x 8'W	\$563

I. Presidential Bite Board - Dura-Rite Surface

Model No.	Description	List
212PB-BT	2'H x 3'W	\$121
212PC-BT	3'H x 4'W	\$199
212PD-BT	4'H x 4'W	\$298
212PG-BT	4'H x 6'W	\$436
212PH-BT	4'H x 8'W	\$573

J. Ultra Bite Board - Dura-Rite Surface

Model No.	Description	List
2129B-BT	2'H x 3'W	\$121
2129C-BT	3'H x 4'W	\$199
2129D-BT	4'H x 4'W	\$298
2129G-BT	4'H x 6'W	\$436
2129H-BT	4'H x 8'W	\$575

All items on this page Special Order



White Visionary® Move - White or Colored Glass

Get up to twice the functional space of a wall-mounted board with a versatile and mobile Visionary® Move Mobile Magnetic Glass Whiteboard. Panel is beautiful and modern double-sided magnetic glass surface that provides unmatched writability and erases without ghosting. Tempered safety glass for use in any environment. Surface accepts rare earth magnets. Frame and trim are made with white powder-coated steel for superior durability. Wide base design for stability includes dual-wheel locking casters. Mobile board can be set at either 60.5"H or 75.25"H for ideal viewing. Custom colors available, call for details.

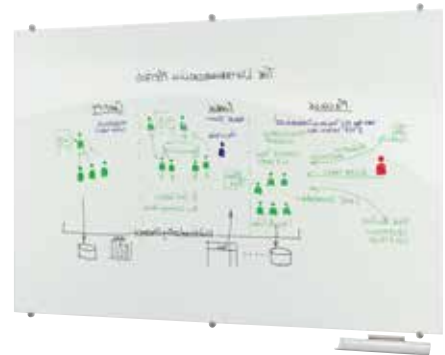
White Visionary Move - White or Colored Glass

Model No.	Description	List
S074965-WHITE	Low Iron White 4'H x 3'W	156 lbs \$1295
S074965-BLUE	Light Blue 4'H x 3'W	156 lbs \$941
S074965-GREEN	Lime Green 4'H x 3'W	156 lbs \$941
S074965-RED	Deep Red 4'H x 3'W	156 lbs \$941
S074973-WHITE	Low Iron White 4'H x 6'W	360 lbs \$2108
S074973-BLUE	Light Blue 4'H x 6'W	360 lbs \$1514
S074973-GREEN	Lime Green 4'H x 6'W	360 lbs \$1514
S074973-RED	Deep Red 4'H x 6'W	360 lbs \$1514



Visionary® Colors Magnetic Glass Dry Erase Whiteboard

Visionary® magnetic glass boards provide the best of a quality whiteboard with smart style. Borderless and seamless, the board is available in modern colors to match your environment. Tempered safety glass ideal for use in any environment. Compatible with any dry/wet-erase marker, grease pen, etc. Easily cleans without ghosting or staining. Accepts rare earth magnets. Simple and sturdy mounting devices are padded to protect surface. Includes aluminum accessory tray, set of magnets and markers. Optional glass accessory tray available separately. Fifty year limited warranty. GREENGUARD GOLD Certification.



Visionary Colors Magnetic Glass Dry Erase Whiteboard

Model No.	Description	List
83844-WHITE	Low Iron White 3'H x 4'W	42 lbs \$269
S083844-BLUE	Light Blue 3'H x 4'W	42 lbs \$290
S083844-GREEN	Lime Green 3'H x 4'W	42 lbs \$290
S083844-RED	Deep Red 3'H x 4'W	42 lbs \$290
83845-WHITE	Low Iron White 4'H x 6'W	79 lbs \$560
S083845-BLUE	Light Blue 4'H x 6'W	79 lbs \$605
S083845-GREEN	Lime Green 4'H x 6'W	79 lbs \$605
S083845-RED	Deep Red 4'H x 6'W	79 lbs \$605
83846-WHITE	Low Iron White 4'H x 8'W	104 lbs \$713
S083846-BLUE	Light Blue 4'H x 8'W	104 lbs \$770
S083846-GREEN	Lime Green 4'H x 8'W	104 lbs \$770
S083846-RED	Deep Red 4'H x 8'W	104 lbs \$770

Glass Accessory Tray

1" H x 12" W x 4" D 2 lbs
S0572 List \$43



Available Visionary Whiteboard Colors





CHAIR MATS



NEW! Dimensions™ Squared Chair Mat for Medium Pile Carpet

- Style and innovation combine to create the NEW Dimensions chair mat collection featuring a unique Concentric Square pattern that dramatically enhances interior environments
- Glide effortlessly across the clear smooth surface
- Unique base is engineered with ridges and micro cleats to securely position mat in place
- Protects medium pile carpet up to 3/4" thick including padding
- Straight edge
- Limited Lifetime "No Crack Mat" Warranty



Micro Cleats



Model No.	Description	List
S0ESR 162065	36" x 48" with 20" x 10" Lip	\$130 ea



Dimensions™ Linear Chair Mat for Medium Piled Carpet

- Patented linear pattern
- Smooth clear surface
- Linear ridges with micro cleats to securely position mat in place
- Protects medium pile carpet up to 3/4" thick including padding
- Straight edge
- Limited Lifetime "No Crack Mat" Warranty

Model No.	Description	List
ESR 162005	36" x 48" with 20" x 10" Lip	\$97 ea
ESR 162011	45" x 53" with 25" x 12" Lip	\$108 ea
ESR 162008	36" x 48", Rectangle	\$117 ea
ESR 162014	45" x 53", Rectangle	\$125 ea
ESR 162017	46" x 60", Rectangle	\$162 ea

NEW! .250 Gauge Chair Mat for Carpet & Hard Floor

- Clarity and beauty of glass without the weight, noise or reflectivity
- Effortless chair glide
- Executive heavy weight thickness is ideal for all day/big & tall use
- Non-studded design for hard floor or carpet applications
- Straight edge

Model No.	Description	List
S0ESR 132075	36" x 48", Rectangle	\$195 ea
S0ESR 132175	45" x 53", Rectangle	\$265 ea
S0ESR 132375	46" x 60", Rectangle	\$305 ea



EverLife® Chair Mats

- For Carpet or Hard Floors
- Carpet mats feature AnchorBar® chair mat cleat system – easy to handle; no sharp points
- Phthalate Free and Cadmium Free
- Limited Lifetime “No Crack Mat” Warranty**

Anchorbar®



Model No.	Description	List
Flat Pile Mat - Protects Carpet up to 1/8" Thick, No Padding		
SOESR 121826**	36"x 48" with 20" x 10" Lip, straight edge	\$54 ea
Flat to Low Pile Mat - Protects Carpet up to 1/4" Thick Including Padding		
SOESR 120023	36"x 48" with 20" x 10" Lip, straight edge	\$62 ea
SOESR 120123	45"x 53" with 25" x 12" Lip, straight edge	\$76 ea
SOESR 120321	46"x 60", Rectangle, straight edge	\$113 ea
Low Pile Mat - Protects Carpet up to 3/8" Thick Including Padding		
ESR 128073	36"x 48" with 20" x 10" Lip, ramped edge	\$69 ea
ESR 128173	45"x 53" with 25" x 12" Lip, ramped edge	\$79 ea
ESR 128373	46"x 60" with 25" x 12" Lip, ramped edge	\$119 ea
ESR 128371	46"x 60", Rectangle, ramped edge	\$115 ea
Medium Pile Mat - Protects Carpet up to 3/4" Thick Including Padding		
ESR 122173	45" x 53" with 25" x 12" Lip, ramped edge	\$95 ea
ESR 122373	46" x 60" with 25" x 12" Lip, ramped edge	\$139 ea
ESR 122071	36" x 48", Rectangle, ramped edge	\$109 ea
ESR 122171	45" x 53", Rectangle, ramped edge	\$129 ea
ESR 122371	46" x 60", Rectangle, ramped edge	\$149 ea
Hard Floor Mat For Light Use		
SOESR 131823**	45" x 53" with 25" x 12" Lip, straight edge	\$72 ea
SOESR 131826**	46" x 60", Rectangle, straight edge	\$100 ea


**Items ESR 121826, ESR 131823 and ESR 131826 have a one-year limited warranty



Sit or Stand Mat®

- Dual purpose mat for sit-or-stand desks
- Roll with ease on the chair mat
- Stand in comfort on foam cushion
- Straight edge
- Protects wood floors, laminate, tile and other hard surfaces and carpets up to 3/8" thick including padding
- Innovative hinge folds for cushion, unfolds to full size chair mat
- Manufacturer's 1-year limited “No Crack Mat” warranty

Innovative Fold



Model No.	Description	List
ESR 184603	45" x 53", Rectangle	\$249 ea
ESR 184612	36" x 53" with 20" x 18" Lip	\$199 ea

NEW! Feel Good® Anti-Fatigue Matting for Carpet & Hard Floor

- Raised dome surface provides fatigue relief and non-slip surface
- Tapered edges and rounded corners help eliminate trip hazard. 24"x36" mat features rounded corners and molded edges.
- For dry areas only: stand up desks, cashier stations, indoor entryways, assembly stations or service counters
- Grease proof
- Limited two-year warranty

Waffle Base Grips Floor



Model No.	Description	List
SOESR 184552	24" x 36", Mat	\$100 ea
SOESR 184543	35" x 60", Runner	\$160 ea
SOESR 184545	35" x 120", Runner	\$134 ea
SOESR 184547	35" x 240", Runner	\$250 ea



Complete Keyboard Systems



This complete system features our finest low profile mechanism that allows the tray to swivel, tilt (positive 15° and negative 15°), change height and retract out of the way under the worksurface. Complete with a comfort wristrest and mouse surface that will attach to either side.



A. EZ0021
Deluxe Keyboard Tray with Adjustable Mouse Surface and Padded Wristrest List \$199

B. EZ0021-SL
Deluxe Keyboard Tray with Adjustable Mouse Surface and Padded Wristrest with Extended Arm Mechanism. (Not Shown.) List \$279



C. EZ0046
Premium Extra Wide 28" Pull-out Keyboard tray with Wrist rest. List \$149

D. EZ0036
Pull-out Keyboard Tray with Reversible Mouse Surface and Wrist rest. List \$139



LED Task Lights

Add a task light to any hutch.

LED Task Lights
Model No. PLEDBUDTL24 - 24"W List \$129
Model No. PLEDBUDTL48 - 48"W List \$159
Model No. PLEDBUDTLMag - magnet List \$40
Model No. PLEDDIMTL24Mag - 24"W List \$189
Model No. PLEDDIMTL36Mag - 36"W List \$269

Center Drawer

This low profile center drawer attaches to any worksurface. Features ball-bearing suspensions.



Center Drawer
(21 1/4"W x 16 1/2"D)
Model No. CDR1 List: \$112

Square Grommet Cover

Fits in all Performance Laminate Grommet holes.



Square Grommet Cover
Model No. PLSQRMSI, Brushed Metal List \$25
Model No. PLSQRMBK, Black List \$25

Dual Monitor Arm

Features adjustable tilt and height. Holds two monitors weighing up to 13 lbs each. Clamps on to worksurface or mounts in grommet hole. Silver finish.



Model No. 627GS SIL
List \$419

Single Monitor Arm

Features adjustable tilt and height. Holds up to a 27" monitor weighing up to 22 lbs. Clamps on to worksurface or mounts in grommet hole. Silver finish.

Model No. 227GS SIL
List \$314



Sit/Stand Desk Riser for Monitor/Laptop & Keyboard

Easy touch height adjustment by cylinder. Overall dimensions: 31.5"W x 26"D.



Model No. BDR2132 BLK
List \$459

Power Module

Features USB port, 1 HDMI port and 3 power outlets. Professional installation required. Available in Silver and Black.



PLTBPOWER
List \$519



Power Center



Power Center
Fits 2 1/4" Grommet hole.
Features 1 power outlet
and 1 USB connection with
optional data or charge.
5' power cord, 40" USB cable.
Stocked in Black.
Model No. PLPPGEUABLK. List \$89

Pull-Out Power Grommet



Pull-Out Power Grommet
Hidden pull-out power center.
Fits 2 1/4" Grommet hole.
Features 4 power outlets and
2 USB charging ports. 6' heavy
duty power cord with surge
protector. Stocked in Black.
Model No. PLPPGP04. List \$139

Power Module



Power Module
Can be mounted on or below worksurface. Features 2 power
outlets and 2 USB charging ports. 8' heavy duty power cord
with surge protector. Stocked in Silver.
Model No. PLPDTMSIL. List \$149

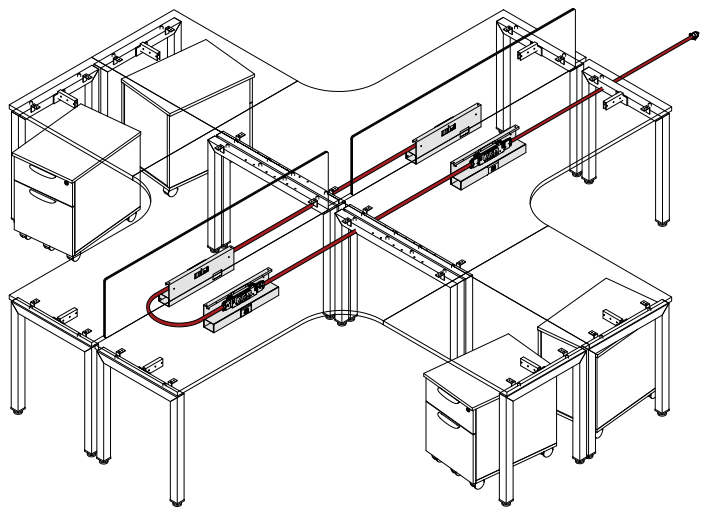
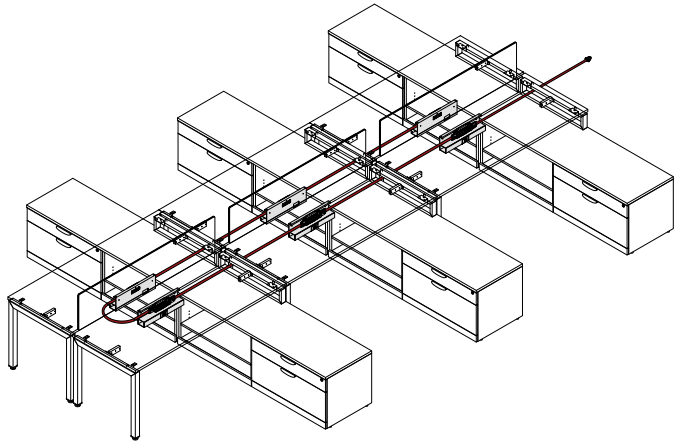
Under Surface Mount Power Center



Under Surface Mount Power Center - Linkable
Compact design mounts under the edge of worksurface.
Features 3 power outlets and 2 USB charging ports. 5' power
cord, 40" USB cable. Stocked in Black.
Model No. PPBSP3E2U. List \$179

Elements Series Power

Performance Furnishings has partnered with ECA to offer full power integration to all Performance desk series. Please contact your Sales Associate for more information or a quote.



ECA Power Components

Model No.	Description	List	Model No.	Description	List
ECA78ABL	Blank Telecom Plate	\$169	ECA84FF64	64" Harness	\$269
ECA78MB	Mounting Bracket	\$80	ECA84FF71	71" Harness	\$289
ECA8SR	Receptacle Remover Tool	\$15	ECA84S1BL150	Receptacle Circuit 1	\$25
ECA84AA	Double-sided Power Block	\$69	ECA84S2BL150	Receptacle Circuit 2	\$25
ECA84FF23	23" Harness	\$189	ECA84S4BL150	Receptacle Circuit 4	\$25
ECA84FF29	29" Harness	\$199	ECA84SA	Single-sided Power Block	\$69
ECA84FF35	35" Harness	\$209	ECA84SB2144	144" Starter Harness 20AMP	\$409
ECA84FF41	41" Harness	\$219	ECA84SB272	72" Starter Harness 20AMP	\$259
ECA84FF47	47" Harness	\$239	ECA84SIG3OR150	Receptacle Isolated Circuit 3	\$29
ECA84FF53	53" Harness	\$249	ECAABLAB	Telecom Plate - RJ11 Cat 3 Phone & RJ45 Cat6 Data	\$179
ECA84FF59	59" Harness	\$259			

Cord Management Under Table Wire Racks



Double
PLTWT18 \$79
PLTWT24 \$99



Single
PLTWT18 \$49
PLTWT24 \$79

Metal Channel



PLTPC18 \$89



SCREENFLEX ROOM DIVIDERS



ACCESSORIES

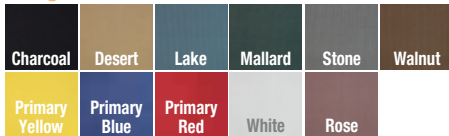
Screenflex Room Dividers

- Sound absorbing panels
- Ships fully assembled
- Full length hinges
- Tack-able panels
- Self leveling casters
- Stable wide steel frame
- Designer fabrics treated with Scotchgard™



LENGTH	HEIGHT					
	4'	5'	6'	6' 8"	7' 4"	8' 0"
5' 9" (3 panel divider)	CFSL403 \$1040 72 lbs.	CFSL503 \$1124 79 lbs.	CFSL603 \$1229 86 lbs.	CFSL683 \$1365 90 lbs.	CFSL743 \$1524 99 lbs.	CFSL803 \$1691 104 lbs.
9' 5" (5 panel divider)	CFSL405 \$1334 87 lbs.	CFSL505 \$1439 97 lbs.	CFSL605 \$1576 107 lbs.	CFSL685 \$1723 111 lbs.	CFSL745 \$1901 121 lbs.	CFSL805 \$2101 128 lbs.
13' 1" (7 panel divider)	CFSL407 \$1629 102 lbs.	CFSL507 \$1754 115 lbs.	CFSL607 \$1912 128 lbs.	CFSL687 \$2091 132 lbs.	CFSL747 \$2290 143 lbs.	CFSL807 \$2511 152 lbs.
16' 9" (9 panel divider)	CFSL409 \$1923 117 lbs.	CFSL509 \$2070 133 lbs.	CFSL609 \$2248 149 lbs.	CFSL689 \$2448 153 lbs.	CFSL749 \$2668 165 lbs.	CFSL809 \$2910 176 lbs.
20' 5" (11 panel divider)	CFSL4011 \$2216 132 lbs.	CFSL5011 \$2406 151 lbs.	CFSL6011 \$2595 170 lbs.	CFSL6811 \$2815 174 lbs.	CFSL7411 \$3057 187 lbs.	CFSL8011 \$3320 200 lbs.
24' 1" (13 panel divider)	CFSL4013 \$2511 147 lbs.	CFSL5013 \$2710 169 lbs.	CFSL6013 \$2932 191 lbs.	CFSL6813 \$3173 195 lbs.	CFSL7413 \$3435 209 lbs.	CFSL8013 \$3719 224 lbs.

Designer Fabrics



Light Duty Room Dividers

Screenflex quality in an economical divider. Recommended for light usage scenarios. 1 height, 2 lengths.

Non-Woven Fabrics



5 Panel
75 lbs., 9'5" long, 6'5" height
BFSL685 List \$904



3 Panel
60 lbs., 5'9" long, 6'5" height
BFSL683 List \$683

Everything on this page is by special order and ships fully assembled.



70% Recycled Material



Made in the USA

Display Towers

Display art or any project with three or six winged display towers. Two heights, 38 colors to choose from.



6 Panel - 5'9" height
68 lbs. CDS606 List \$1266

6 Panel - 6'5" height
78 lbs. CDS686 List \$1429



3 Panel - 5'9" height
34 lbs. CDS603 List \$733

3 Panel - 6'5" height
39 lbs. CDS683 List \$828

Clear Dividers

The perfect choice where "Division with Vision" is desired! Made with 3/16" acrylic panels.



1 Panel
45 lbs., 3'4" long, 6'2" height
CRD1 List \$979

3 Panel
105 lbs., 10' long, 6'2" height
CRD3 List \$2744


All items on this page Special Order

INSTANT COLOR POP



Visionary[®] Hierarchy Magnetic Glass Board

Take a clean and elegant magnetic glass whiteboard and bump it up a notch and you'll get Hierarchy Visionary[®] Magnetic Glass Whiteboards. Instant color pop livens up any environment, adding fun and function. Available standard in red, orange, yellow, green, or blue. Ask about custom colors to truly create a unique and personal space.





A New Shade of Gray

Our new Newport Gray finish will bring character and style to your office environment. And, like all the designer finishes in our Performance Elements Series, it will keep its good looks no matter how hard you work it. Add a modern touch to your workspace, with Newport Gray, new from Performance.

