



# STORAGE & ACCESSORIES





# TABLE OF CONTENTS

## STORAGE

Structural & Hanging Pedestals .....	4
Mobile Pedestals .....	6
Low Storage.....	8
Storage Towers .....	10
Lateral Files .....	12
Overhead Storage .....	14

## ACCESSORIES

Single Monitor Arms.....	16
Dual Monitor Arms .....	18
Led Task Lights .....	20
Power & Data Units.....	22
CPU Holders .....	23
Wire Management .....	24
Pencil Drawer .....	25
Coat Hooks.....	25
Paper & Accessory Trays .....	26
Keyboard Trays.....	28
Tablet Arm.....	30
Tack Boards .....	31
Marker Boards.....	32
Desk Screen Dividers .....	33
Mullions .....	34

# STRUCTURAL PEDESTALS

Structural pedestals are lockable files that can be mounted under any work station! Pedestals can come as either square pull or full pull fronts. The square pull pedestals are 20" deep, while the full pull pedestals can be either 21" or 23" deep.

## BOX-BOX-FILE STRUCTURAL PEDESTALS (NO TOPS)



Box-Box-File Full Pull  
21" or 23" D



Box-Box-File Square Pull  
20" D


## HANGING PEDESTAL (NO TOP)



Hanging Pedestal Box-File Full Pull  
20" D

# FINISHES

## Full Pull



## Square Pull



## FILE-FILE STRUCTURAL PEDESTALS (NO TOPS)



File-File Full Pull  
21" or 23" D



File-File Square Pull  
20" D



# MOBILE PEDESTALS

Mobile pedestals can fit underneath your workstation, but can also be moved for easier accessibility. Pedestals can come as either square pull or full pull fronts.

**Note:** Pedestals and seat cushions are sold separately.

## BOX-BOX-FILE MOBILE PEDESTALS



Mobile Box-Box-File Full Pull  
20.5" D



Mobile Box-Box-File Square Pull  
20.5" D



Budget Mobile Box-Box-File Full Pull  
21" D

## FINISHES

Full Pull



BU



HF



LT



MS



MT



WF

Square Pull



BU



HF



MT

## FILE-FILE MOBILE PEDESTALS



Mobile File-File Full Pull  
20.5" D



Mobile File-File Square Pull  
20" D

Add a fabric seat cushion (sold separately) to any mobile pedestal! Perfect for quick office meetings!

**Note:** The Budget Mobile Pedestal is the only mobile pedestal that still fits under a work surface if a seat cushion is added.



# LOW STORAGE

Low storage solutions that are designed to complement our Desking System! They are completely compatible with all of our systems.



Desking Box-File Full Pull  
19.7" D


Lockable storage that includes one drawer and one file drawer. Comes only in a full pull front and standard as mobile with casters. Square legs also available upon request. Shown with optional fabric cushion (sold separately).



Two Drawer Low Storage  
20" D

Lockable metal storage with one drawer and one file drawer. Also includes wire management capabilities. Available in 30", 36" and 42" widths with square legs and a full pull front. Shown with optional fabric cushion (sold separately).

## FINISHES



Open Shelf Low Storage  
20" D

Metal storage that includes one shelf and wire management. Available in 30", 36" and 42" widths with square legs. Shown with optional laminate top (sold separately).



Sliding Door Low Storage  
20" D

Metal storage includes lockable sliding door and wire management. Available in 30", 36" and 42" widths with square legs.

Add a fabric seat cushion or laminate top (sold separately) to any low storage!

**Note:** Laminate tops not available for Desking Box-File Pedestal.



# STORAGE TOWERS

Lockable storage cabinets that complement any system station.  
Available in 37", 51" and 63" heights.

63"H TOWER  
24" W x 24" D



51"H TOWER  
24" W x 20" D

51"H includes  
open shelf on side



Handed L or R  
Wardrobe side denotes  
hand (Right shown)

## FINISHES

Full Pull



BU



HF



LT



MS



MT



WF

37"H TOWER

24" W x 20" D  
(Shown with optional laminate top)



# LATERAL FILES

A lockable file with counterweight that can be used freestanding or mounted under a work surface. Accommodates legal or letter size hanging files. The full pull lateral files are available in 30", 36" and 42" widths. The 2 drawer square pull lateral file comes only in 30" width.


## FULL PULL LATERAL FILES (2-5 DRAWER)

Available in 30", 36" and 42" widths



## FINISHES

Full Pull



Square Pull



## SQUARE PULL LATERAL FILE (2 DRAWER)

Available in 30" width only





# OVERHEAD STORAGE

## SLIDING DOOR UNIT

Lockable sliding door unit that attaches to panel or tile systems. Available in two styles: standard or upmount. Available in 24"-60" widths. Also available in a marker board finish.



**Standard Sliding Door**

The standard sliding door installs directly to a panel and does not require a back. Door available in metal or fabric.



**Upmount Sliding Door**

The upmount sliding door is easy to install with updated mounting brackets. Door available in metal or fabric.

## METAL OVERHEAD STORAGE UNIT

Lockable flipper door and half height shelf options. Connects to panels and is available in sizes ranging from 24" to 60". Also available in a marker board finish.



**Flipper Door**


The all metal standard flipper door installs directly to a panel.



**Half Height Shelf**

The all metal half height shelf installs directly to a panel.

## FINISHES



## FLIPPER DOOR UNITS

Lockable flipper doors that can be painted or upholstered. Available in A style (flat edge) or B style (radius edge) and must attach to panels of the same width. A style only available with Fabric units. Available in 24"-60" widths, with a 150 lb capacity. Also available in a marker board finish (Painted style only).



**Fabric**  
(A-Style shown, B-Style also available)



**Painted**  
(B-Style only)

## OPEN SHELVES

Half height and full height options available. Available in A style or B style and must attach to panels of the same width. Available in 24"-60" widths, with a 150 lb capacity.



**Half Height Shelf**

7.5" H and 12" D.  
**NOTE:** Half Height Shelves can fit on 53"H panels. 32, 39 and 47"H panels cannot accommodate shelves.



**Full Height Shelf**

15" H and 12" D.



# SINGLE MONITOR ARMS

Clamp Mount or Grommet Mount Options  
(Must be specified separately)

Our WKTREX single monitor arm allows you to share content while adjusting height and range to your comfort level. Single arm has a weight capacity of 25 pounds. Available in clamp or grommet style and includes wire management.



## FINISHES



Silver

## SPECS

VESA Mount



75 x 75 mm  
100 x 100 mm

Weight Limit

25<sub>LBS.</sub>


Single Monitor

Easy Adjust Single Monitor Arm  
Clamp Mount or Grommet Mount  
(Comes with kit to convert between Clamp and Grommet mounts)

Our Easy Adjust single monitor arm can be adjusted with just the touch of a finger thanks to the gas spring lift! Each monitor arm includes wire management and a kit to convert between clamp and grommet mounting. It has a weight capacity of 16.5 pounds.



BOTH MOUNTING OPTIONS INCLUDED!



## FINISHES




BU



WF

## SPECS

VESA Mount



75 x 75 mm  
100 x 100 mm

Weight Limit

16.5<sub>LBS.</sub>

Single Monitor

# DUAL MONITOR ARMS

Clamp Mount or Grommet Mount Options  
(Must be specified separately)

Adjust two monitors to a comfortable eye level with our dual monitor arms. Each arm has a weight capacity of 13 pounds. Available in clamp or grommet style and includes wire management.




## FINISHES



Silver

## SPECS

VESA Mount	Weight Limit
	13 <sub>LBS.</sub>
75 x 75 mm 100 x 100 mm	Dual Monitor (per arm)

Easy Adjust Dual Monitor Arm  
Clamp Mount or Grommet Mount  
(Comes with kit to convert between Clamp and Grommet mounts)


Our Easy Adjust dual monitor arms can be adjusted with just the touch of a finger thanks to the gas spring lift! Each monitor arm includes wire management and a kit to convert between clamp and grommet mounting. It has a weight capacity of 16.5 pounds per arm.



BOTH MOUNTING OPTIONS INCLUDED!




## FINISHES



BU

WF

## SPECS

VESA Mount	Weight Limit
	16.5 <sub>LBS.</sub>
75 x 75 mm 100 x 100 mm	Dual Monitor (per arm)



# LED TASK LIGHT

W/ MOTION SENSOR (24" LIGHT ONLY)


Save energy with the easily mountable LED Task Light with built-in motion sensor. Each light runs at approximately 13 watts or less, which computes to over 60% in energy savings for comparable incandescent and fluorescent lights. LEDs have been proven to last longer and use less energy than their outdated fluorescent counterparts. Our LED task light attaches to the underside of a flipper door unit or shelf using magnets for easy adjustment.

Available in silver aluminum finish. 18" and 24" options available. 24" includes a built-in motion sensor (can be toggled on/off). Lights can also be daisy-chained together. **Note:** 24" light cannot be used on 24" overheads. 18" light is recommended with 24" overheads.



## FEATURES

Sizes	18" and 24"	Built-In Motion Sensor	24" light only
Wattage per fixture	9.8W (18") 13W (24")	Dimensions (in)	18"L x 3"W x 1"H (18") 24"L x 3"W x 1"H (24")
Lumens per fixture (18")	580 Lm-6000k	Lux	260 - 6000k
Lumens per fixture (24")	680 Lm-6000k	Lamp Life	~50,000 hours (18") ~30,000 hours (24")
Efficacy	50 Lm/W	Maximum Run (chaining)	42 fixtures
Color Temperature	6000k - White	CRI	>75
Voltage	120V AC	Housing	Aluminum
Operating Temperature	-22°F to 185°F	Environment	Indoor use, dry location
Beam Angle	120°	Mounting	Magnetic





# POWER & DATA UNITS

## Covered Data/Power Unit

Add power and data to your work surface. The Covered Data/Power unit helps protect against dust and spills when not in use.



## Recessed Power Unit

Easily add a recessed power unit to your work surface. Includes a 10' power cord to easily plug into a power source.



## Work Surface Power/Data Unit

Add further functionality to your work surfaces with the UL approved work surface mounted Power & Data Unit. Not compatible with CAT6.



# CPU HOLDERS

Strap it. Dock it. Tow it. Three low-cost solutions to keep your computer towers tucked away and instantly accessible.



## Strap System

Mounts underneath work surfaces. CPUs easily slide out and swivel to allow access to wires but store easily.



## Metal System

Similar to the Strap System, but made with a sturdier metal.




## Trolley System

An adjustable housing and wheels ensure your CPU fits securely with maximum maneuverability.

# WIRE MANAGEMENT

Safely store and tuck away wires in your system stations. There are two options designed for Powered Adjustable Height Tables and traditional 30"H OPS2 Panel and Desking System stations.

## FINISHES



Data Wire Management 30"

Designed for use with traditional 30"H OPS2 Panel & Desking System stations.

Data Wire Management 58"

Designed for use with Powered Adjustable Height Tables.

# PENCIL DRAWER

Keep your favorite office supplies handy and your desktop clutter-free! The pencil drawer mounts under work surfaces and is available in black.



# COAT HOOKS

Add functionality to your panels with these easy to attach coat hooks for hanging outerwear.



Metal Hook

The metal coat hook attaches into panel rails. Available in black only.



Plastic

Easily hang your outerwear over panel systems. Available in black only.





# PAPER & ACCESSORY TRAYS

Mix and match your favorite XPand and traditional OPS2 Panel accessory trays. The accessory trays are cross compatible between both systems!



## XPand Screen Accessory Rail

Easily attaches to a XPand fabric screen and allows you to attach either standard or XPand accessory trays. Available in single, double and thin screen versions. **XPand System only. See XPand Pricing Guide for all options.**



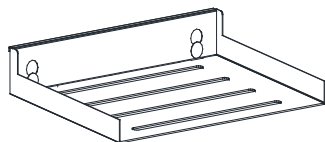
## Paper Tray

Attaches to a XPand Screen Accessory Rail or a Tool Rail Bar.



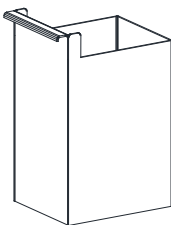
## Box Tray

Attaches to a XPand Screen Accessory Rail or a Tool Rail Bar.



## Phone Tray

Attaches to a XPand Screen Accessory Rail or a Tool Rail Bar.



## Pen Tray

Attaches to a XPand Screen Accessory Rail or a Tool Rail Bar.

## FINISHES

### Rail & Trays



WF



## Tool Rail Bar

Easily attaches to a panel (of equal width) and allows you to attach your favorite standard or XPand accessory trays. Tool rail bars have a weight capacity of 25 pounds. **OPS2 Panel System only.**



## Binder Holder

Attaches to a Tool Rail Bar or XPand Screen Accessory Rail.



## Diagonal Paper Tray

Attaches to a Tool Rail Bar or XPand Screen Accessory Rail. Comes with 3 transparent dividers.



## Vertical Paper Tray

Attaches to a Tool Rail Bar or XPand Screen Accessory Rail.

## FINISHES

### Tool Rail Bar



BU



HF



LT



MS



MT



WF

### Trays



BU



MT



MS



# KEYBOARD TRAYS

We offer a number of different keyboard options. Choose which one works best for you!

**Note:** All of our keyboard trays and track mechanisms can be used interchangeably, allowing you to create the perfect set to match your needs!



**BEST SET**  
Named our best set for a reason.



**BEST SET EXTENDED**  
Best set with extended 12.5" arm.



**VALUE SET**  
Our deepest savings!



**VALUE SET EXTENDED**  
Value set with extended 8.25" arm.



**ADJ HEIGHT TABLE SET**  
Designed for 30" and 36" D  
Powered Adjustable Height Tables.

## KEYBOARD SET COMPARISON

SET NAME	TRAY WIDTH	TRAY DEPTH	ARM TRACK	HEIGHT ADJUSTMENT	MOUSE TRAY	WRIST PAD	TILT
VALUE SET	20"	11"	21"	5.25"	YES	YES	+/- 15°
VALUE SET EXTENDED	20"	11"	21"	8.25"	YES	YES	+/- 15°
BEST SET	20"	10.5"	21"	8"	YES	YES	+10° / -20°
BEST SET EXTENDED	20"	10.5"	23"	12.5"	YES	YES	+10° / -20°
ADJ HEIGHT TABLE SET	28.4"	10.75°	11"	5.75"	YES	YES	+10° / -20°




# TABLET ARM

Mount your tablet to one of our tool rail bars using our Support Arm with Tablet Holder. Tool rail bar is sold separately and mounting hardware is not included. Wire management is also included.




# TACK BOARDS

Post reminders and frequently referenced documents! These fabric covered tack boards attach to panel rails, and are available in different styles.



**A-Style Tack Board**  
Fabric covered A-Style Tack Board.  
Available in 12" and 16"H and 24"-60" W.



**B-Style Tack Board**  
Fabric covered B-Style Tack Board.  
Available in 12" and 16"H and 24"-60" W.



# MARKER BOARDS

Jot down notes during those brainstorming sessions on white dry-erase marker boards that attach to panels. Marker tray is included. Available in 24"-48" boards.



**Marker Board**  
Easily attaches to panels. Marker tray is included. Custom sizes are available.



**Marker Board  
Stacker Options**  
Come standard with a marker board on one side. Double sided options are available for a small up-charge. Available in Panel and Tile Systems (small up-charge for Tile).

# DESK SCREEN DIVIDERS


Enhance your work surface by adding extra privacy with desk screen dividers! The fabric desk screen dividers also compliment mullions and modesty panels.




DESK SCREEN HOLDER

## FINISHES

Desk Screen Holder



Desk Screen Trim





# MULLIONS

Our PGHM Universal Mullions can be added to work surfaces, table tops, OPS2 Panels and OPS2 Tiles to provide a unique look or added privacy! Our standard mullions are offered in clear tempered glass or fabric. Frosted mullions are also available at an up-charge. Custom fabric mullion heights are available at an up-charge. Custom heights are not available for tempered glass mullions.

## MULLION OPTIONS



On Panels



On Tile Panels



On Work Surfaces




As a Modesty Panel


Although tempered glass is our standard for glass mullions, plexiglass is our standard for mullions used as modesty panels for safety reasons.

## FINISHES


Fabric Mullion Trim



Painted Holder



## MULLION STYLE



Clear Glass



Frosted Glass



Fabric

## HOLDER OPTIONS



Painted



Nickel

24", 30", 36", 42" and 48" mullions come with two mullion holders. 60" and 72" mullions come with four mullion holders.



[www.openplan.com](http://www.openplan.com) | [sales@openplan.com](mailto:sales@openplan.com) | 844.OPS.OPS1 | REV 11.17.17

® 2017 Open Plan Systems. All Rights Reserved.

*All content is subject to change. For the most current revision, visit [www.openplan.com](http://www.openplan.com).*