

Expertly Crafted
Extremely Elegant
Exceptionally Affordable
Exceedingly Versatile



www.maispace.com



Modular Architectural interiors enable the creation of personalized work**SPACE**. Office layouts based on an integrated, modular concept are inherently versatile and offer significant economies. Interchangeable components are easily moved and customer inventories can be kept to a minimum.

MAiSPACE's stackable off modular frame design offers exceptional flexibility and unmatched quality. Moreover, the MAiSPACE award winning, cable management system is the answer to managing technology in the workplace.




Best of all, the MAiSPACE system is affordable. By combining lean manufacturing methods with supply chain management, we've reduced costs across the board. The bottom line, MAiSPACE not only offers the most features and flexibility, but the best value in office furniture systems.

Build these full height and partial height private offices anywhere using MAiSPACE stackable, floor to ceiling panels. Select from a wide choice of glass, metallic, wood grain and other tile options to create custom designs. Easily assembled and disassembled panel frames allow you to expand or reduce the floor space or move offices to another location overnight without disrupting the workforce.





Patterned glass, marker board and COM fabric combine in a sleek solution for a high panel 8 x 10 workstation. An 84-inch high sliding door provides privacy and saves costly floor space. Embossed steel, desk height power access and ergonomically designed wrap-around worksurfaces are featured in the attached 8 x 8 workstation. An oval counter top provides an ideal transaction surface and helps to facilitate work flow.



- a. Freestanding lateral files
- b. Square metal trim
- c. Coverseal Plus worksurface
- d. Square patterned glass tile
- e. Paper management tile and work tools
- f. Personal storage tower
- g. Lift-assist door mechanism
- h. Fabric covered bin
- i. Perforated steel modesty panel
- j. Full extension drawers




Off-modular panels, bins and work surfaces provides for unlimited flexibility and the personalization of the workspace. Workspaces can be reconfigured in hours rather than days. Conference-end worksurfaces encourage ad hoc meetings and can enhance productivity. Dry erase marker boards facilitate communications and allow for individual expression.



Frosted glass, dark wood grain and perforated stainless steel make up this elegant 10-foot reception station. 120 degree panels soften the angles and create a wrap-around design. A 72-inch counter top provides a generous reception area. In the background, a 10 x 12 floor to ceiling office with glass and matching wood grain finishes is attached to an off modular 6 x 8 station, ideal for touch down applications.





Cable Management

Managing voice, data, and power cabling is a cinch with MAiSPACE because cable runs are laid in behind lift-off panel segments, not bundled and fished through structural elements. Reconfigure an office floorplan in hours instead of days without disrupting the entire local area network. Savings go long term because moves, adds, and changes can be mastered by in-house personnel after a minimum of training.

MAiSPACE conforms to telecommunications industry standards for horizontal cabling systems in open offices. Easily accessible consolidation points provide an interconnection between work area outlets and telecommunications closets to create a zone distribution system. Unrestricted cable pathway access simplifies adding capacity or rerouting networks.

Factory terminated and tested modular cable assemblies in copper or fiber support plug-and-play office reconfigurations. Category 7 cabling surpassing all proposed industry standards is available for data intensive or video applications.

Power Distribution

Simplicity and utility describe the MAiSPACE power distribution system. Lay-in jumpers enable fast and easy changes for power runs above or below worksurfaces. Each workspace can be equipped with at least one 4-circuit, 8-wire system including a dedicated circuit for computer equipment.



An 8 x 8 workstation features a personal tower and a 66-inch high sliding door for added privacy. A 6 x 8 workstation incorporates lower level 57-inch and 48-inch high frames for greater interaction and visibility. Marker board, slat wall, embossed steel, desk height power and clear glass combine to create the perfect blend of form and function. 30-inch and 36-inch deep straight and flared worksurfaces allow the user to face outward to avoid having their backs to the isle.

Modular system components can be used freestanding to create a wide variety of configurations. Combined with wall and/or panel mounted components, the applications are virtually unlimited. Mobile peds and tables enhance the office layout and provide additional flexibility.

