



# OFFICE

## FURNITURE

### 2018



# Introducing **THE SPOOL!**

## THE ERGONOMIC STOOL FOR ACTIVE SITTING!

The stable rounded base allows for a wide range of motion to lean, turn and move as needed! Features a backless design to keep user in an ergonomic, upright position which helps to improve posture and strengthens core.

**4 Colors To Choose From!**  
*Black, Gray, Green & Blue*



### PERCHING

Interact with colleagues or perch behind a StandUp Desk



Exercise back muscles



Short to medium duration perching



### SITTING



Improve Focus



Relax the feet and legs



Medium Duration Seating

LEFT TO RIGHT MOVEMENT

*The Spool is perfect for any professional business, educational, or hospitality environment!*



**OfficeSource®**  
OfficeSourceFurniture.com



# TABLE OF CONTENTS

## + LEGEND



### DESKS

2 - 85

### TABLES

86 - 109

### PANELS & PARTITIONS

114 - 119

### HOSPITALITY

120 - 148

### SEATING

149 - 198

### CLASSROOM

199 - 209

### STORAGE

210 - 222

### ACCESSORIES

110-113; 223-229

### OUTDOOR FURNITURE

233

## Welcome to our New and Improved Office Furniture Guide!

We are excited to introduce our exclusive **"Design Your Own"** format of buying office furniture. Our easy to follow **"Design Your Own"** guidelines are available on many series and allows you to customize and design your furniture to fit **YOUR style, YOUR needs and YOUR budget.**

### LEGEND INFORMATION

#### QUICKSHIP

**QS - QUICKSHIP:** We have placed the **QS** prefix before model numbers that are quickship items. Delivery time is approximately 1-3 weeks.

#### SPECIAL ORDER

**SO - SPECIAL ORDER:** We have placed the **SO** prefix before model numbers that are special order items. Please note that lead times on special order items can vary greatly. We welcome special orders, we will always do our best to procure product in the quickest fashion possible and attempt to meet your expected due dates.



#### FULLY ASSEMBLED:

This logo indicates an item or items that ship Fully Assembled.



#### RTA - READY-TO-ASSEMBLE:

This logo indicates an item or items that ship RTA.



**UPSABLE:** This logo indicates an item or items that may be shipped via small package carrier. We have placed the logo at the end of model numbers for your reference.



**Approved CAL-133:** Flame retardant furniture which complies with various states fire codes.



**BIG & TALL:** Chairs are oversized with extra deep and wide seats. Designed to have a minimum weight capacity of 350lbs.



**24/7:** Built to support users 24 hours a day and seven days a week without breaking down.



All products with the Greenguard logo are certified for a healthier, cleaner workplace. For more information visit [www.greenguard.org](http://www.greenguard.org)



#### Environmentally Friendly

All OfficeSource® OS Laminate products are built from environmentally friendly materials which meet or exceed California's 2010 environmental guidelines.



**MAS Certified Green:** This logo is your assurance the product is certified for low VOC emissions.



**ANSI/BIFMA:** Meets and/or exceeds the American National Standards established by the Business & Institutional Furniture Manufacturers Association.



**TOP SELLER:** Look for this new icon on select OfficeSource® products! Products that carry this label are given a thumbs up as a great selling product, great quality and overall a TOP SELLER!



**MADE IN THE USA:** Product manufactured in the United States of America.



#### WE STRONGLY SUPPORT RECYCLING EFFORTS.

This catalog is printed on recycled paper containing a minimum of 10% PCW. We are committed to doing our part to sustain the environment. By printing this publication on recycled paper, two tons of wood, approximately 4,700 gallons of water and nine billion BTU of energy was saved. Also, it is printed using vegetable based inks. Please do your part by recycling this catalog after use.



**NEW PRODUCT 2018:** This style icon as well as single gold star indicates new product added to our catalog for 2018.



*Colors shown throughout catalog are representation only. If exact color match is necessary, please request finish or upholstery sample before placing your order.*

*List prices are effective as of December 1, 2017 and are subject to change. Printed in USA.*

*This catalog and its contents are proprietary to JMJS dba COE Distributing. Copyright 2017/2018 by JMJS, All Rights Reserved.*

List prices shown are suggested prices and are subject to change without notice. Colors shown are representation only. Copyright 2017/2018 by JMJS, All Rights Reserved.

# Keswick COLLECTION

Handsome detailing on durable wooden construction. Mirroring the looks of early American stateliness, this collection is a distinguished addition to any office. Solidly built with elegant mouldings and a rich English Cherry finish.



(Not Fully Assembled)

### EXECUTIVE BLACK LEATHER ROLL ARM DESK CHAIR W/ENGLISH CHERRY BASE QS69401105

27"W x 29 3/4"D x 43-46 1/2"H  
List: \$709.00



**DURABLE UV FINISH  
RESISTANT TO STAINS,  
MARS AND SCRATCHES!**



### KESWICK1 Total List: \$9,508.00

Includes: 799036, 799021,  
799062, 69401105  
Excludes Accessories



### EXECUTIVE DESK 799036

- Center Drawer w/Pencil Tray
  - Two Pull-out Writing Boards
  - Box, Locking Box & File Per Pedestal
- 72"W x 36"D x 30"H  
List: \$3,261.00



### EXECUTIVE CREDENZA 799020

- Four Box Drawers
  - Two File Drawers
  - Two Pull-out Writing Boards
  - Cabinet w/Adjustable Shelf
  - Center Drawer w/Drop Front
- 72"W x 24"D x 30"H  
List: \$3,271.00



### HUTCH W/BEVELED GLASS DOORS 799062

- 19"H Monitor Clearance
  - Two Adj. Shelves Behind Each Door
- 72"W x 15"D x 50"H  
List: \$2,449.00



### TWO DRAWER LATERAL FILE 799016

- Two Locking Drawers
  - Letter and/or Legal Size Filing
  - Anti-Tip Device
- 36"W x 24"D x 30"H  
List: \$1,715.00



### KNEESPACE CREDENZA QS799021

- Keyboard Drawer
  - Two Pull-out Writing Boards
  - Box, Locking Box, Locking File Per Pedestal
- 72"W x 24"D x 30"H  
List: \$3,089.00



### LEFT SINGLE PEDESTAL DESK QS7990470

- Center Drawer w/Pencil Tray
  - Pull-out Writing Board
  - Box, Locking Box, Locking File Drawer
- 66"W x 30"D x 30"H  
List: \$2,425.00



### RIGHT SINGLE PEDESTAL DESK QS7990480

- Center Drawer w/Pencil Tray
  - Pull-out Writing Board
  - Box, Locking Box, Locking File Drawer
- 66"W x 30"D x 30"H  
List: \$2,425.00

### EXECUTIVE LEFT PEDESTAL DESK QS7990570

- Center Drawer w/Pencil Tray
  - Pull-out Writing Board
  - Box, Locking Box, Locking File Drawer
- 72"W x 36"D x 30"H  
List: \$2,916.00

### RIGHT SINGLE PEDESTAL RETURN QS7990579

- Box, Locking Box, Locking File Drawer
  - Wire Management Access
- 48"W x 24"D x 30"H  
List: \$2,067.00

### EXEC. RIGHT PEDESTAL DESK QS7990580

- Center Drawer w/Pencil Tray
  - Pull-out Writing Board
  - Box, Locking Box, Locking File Drawer
- 72"W x 36"D x 30"H  
List: \$2,916.00


### LEFT SINGLE PEDESTAL RETURN QS7990589

- Box, Locking Box, Locking File Drawer
  - Wire Management Access
- 48"W x 24"D x 30"H  
List: \$2,067.00

**QS = QUICKSHIP**

**Collection Detail:**  
Veneer tops are detailed with decorative cherry inlay veneer and walnut banding.

**FINISH  
AVAILABLE:**  
English Cherry





# DESKS

EXECUTIVE - VENEER

## Rue De Lyon COLLECTION

From the opulent Ruby Cabernet finish and dark Platinum finished hardware with heavy highlights, to the hidden storage behind drop-front doors featured on the Overhead Storage, the Rue De Lyon Collection offers extras throughout and includes an expanded line-up to furnish any office requirement.

### FINISH AVAILABLE:

Ruby Cabernet



### RUDELYON1 Total List: \$8,296.00

#### Includes:

768434A, 768422A, 768444, 768416, 7684836. Excludes Accessories



### RUDELYON2 Total List: \$5,742.00

#### Includes:

768444, 7684836, 768448A (Right) or 768449A (Left)  
Excludes Accessories



### EXECUTIVE DESK

#### QS768436A

- Drop-front Drawer w/Removable Pencil Tray
- Each Pedestal Features a Drawer w/Pencil Tray, Utility Drawer w/Removeable Wood Dividers and a Full Extension File Drawer

72"W x 36"D x 30"H  
List: \$2,675.00

### MANAGER'S DESK 768434A

- Same Features as 768436A
- 66"W x 30"D x 30"H  
List: \$2,263.00

### KNEESPACE CRENDENZA

#### QS768421A

- Center Drawer w/Drop Front for Keyboard Tray
  - Two Box Drawers and One File Drawer Per Pedestal
- 72"W x 24"D x 30"H  
List: \$2,238.00

### COMPUTER CRENDENZA

#### 768422A

- Keyboard Tray/Lap Drawer
  - CPU Storage and One Utility Drawer (In Left Pedestal)
  - Two Utility and One File Drawer (In Right Pedestal)
- 66"W x 24"D x 30"H  
List: \$2,083.00

### HUTCH W/ACCENT LIGHTS

#### 768444

- Two CD Storage Areas Behind Drop-Front Drawer Fronts
  - Task Light & Two Accent Lights
  - Cable Accessible
- 67"W x 15½"D x 48"H  
List: \$1,779.00

### TWO DRAWER LATERAL FILE

#### 768416

- Full Extension File Drawers
  - Letter and/or Legal Size Filing; Anti-tip Device
- 36"W x 24"D x 30"H  
List: \$1,068.00

### COMPUTER "L" WORKSTATION

#### QS768448A (Right) QS768449A (Left)

- 768448A Consists of: -480, -489
  - 768449A Consists of: -490, -499
  - Drop Front Keyboard Drawer
  - Four Utility Drawers, Two w/Felt Lining, One w/Removable Dividers
  - Locking File Drawer
  - Computer Cabinet
  - Finished on All Sides
  - Some Assembly Required
- Computer Desk: 66"W X 28"D X 30"H  
Return: 48"W X 24"D X 30"H  
List: \$2,860.00

### COMPLEMENTARY SEATING



(Not Fully Assembled)



### EXECUTIVE BLACK LEATHER, HIGH BACK CHAIR W/RUBY CABERNET BASE

#### QS7684836

28¾"W x 29¾"D x 40½-43¾"H  
List: \$1,103.00

### GUEST, BLACK LEATHER, HIGH BACK CHAIR W/RUBY CABERNET BASE

#### QS7684821

27½"W x 28"D x 41"H  
List: \$1,028.00

### COMPLEMENTARY BOOKCASES

### DOUBLE BOOKCASE

#### QS768407

- Four Adjustable Wood Framed Glass Shelves
  - Two Canister Lights
- 47"W x 16"D x 78"H  
List: \$2,032.00

### FILE BOOKCASE

#### QS768408

- Three Adjustable Wood Framed Glass Shelves
  - One File Drawer
  - One Canister Light
- 39"W x 18"D x 78"H  
List: \$1,906.00



Rue De Lyon  
Collection Legend  
See Page 1 For Details

**FULLY ASSEMBLED**

Items in this collection come fully assembled.

**QS = QUICKSHIP**

# DESKS

EXECUTIVE - LAMINATE

**FLEXSTEEL®**  
CONTRACT 05015

DMI COLLECTION

## Governor's COLLECTION

Traditional integrity is inherent in the attention to detail found in solid wood bases with shaped mouldings, mitered edges, recessed modesty panels, and swinging bail drawer pulls finished in an Antique Brass finish with medium highlights.



**GOVERNORS1**  
**Total List: \$7,026.00**

Includes:

735036, 735021,  
735047, 7350152

Excludes Accessories  
& Seating



## COMPONENTS



### EXECUTIVE DESK

735036  
72"W x 36"D x 30"H  
List: \$2,118.00



### MANAGER'S DESK

QS735030  
60"W x 30"D x 30"H  
List: \$2,074.00

QS = QUICKSHIP

**FINISH  
AVAILABLE:**

Engraved Executive  
Mahogany



### STORAGE CREDENZA

735020  
66"W x 20"D x 30"H  
List: \$2,022.00



### COMPUTER CREDENZA W/KEYBOARD TRAY

QS735021  
66"W x 20"D x 30"H  
List: \$2,022.00



### TABLE DESK

QS735088  
• Center Drawer  
72"W x 36"D x 30"H  
List: \$1,582.00  
(Not Fully Assembled)



### OPEN HUTCH

QS735061  
• Use with -24, -571, -581  
66"W x 14"D x 46"H  
List: \$1,308.00

### OPEN HUTCH

QS735044  
• Use with -20 or -21  
60"W x 14"D x 46"H  
List: \$1,250.00



### MESH DOOR HUTCH

735047  
• Use with -20 or -21  
60"W x 13"D x 46"H  
List: \$1,582.00

### MESH DOOR HUTCH

QS735062  
• Use with -24  
66"W x 13"D x 46"H  
List: \$1,801.00



### 2 DRAWER LATERAL FILE

7350152  
• Finished Back  
• Anti-Tip Device  
32"W x 20"D x 30"H  
List: \$1,304.00



### LATERAL FILE HUTCH

QS735041  
29"W x 14"D x 46"H  
List: \$835.00



**NOT FULLY  
ASSEMBLED**

Most items in this collection  
come fully assembled.



### 4 DRAWER LATERAL FILE

QS735017  
• Anti-Tip Device  
36"W x 22"D x 54"H  
List: \$2,358.00

### DOOR BOOKCASE

QS735009  
30"W x 14"D x 74"H  
List: \$1,293.00

### BOOKCASE 5 ADJ. SHELVES

QS7350172  
32"W x 16"D x 72"H  
List: \$1,161.00



# DESKS

EXECUTIVE - LAMINATE

## Governor's COLLECTION

Traditional integrity is inherent in the attention to detail found in solid wood bases with shaped mouldings, mitered edges, recessed modesty panels, and swinging bail drawer pulls finished in an Antique Brass finish with medium highlights.



**GOVERNORS2**  
Total List: \$4,475.00

Includes:

7350580, 7350581 (Left) or  
7350570, 7350571 (Right), 735059



**GOVERNORS3**  
Total List: \$3,475.00

Includes:

7350480, 7350579 (Right) or  
7350490, 7350589 (Left)



### RIGHT - EXECUTIVE "U" LEFT PEDESTAL DESK

7350570

72"W x 36"D x 30"H

List: \$2,013.00

### RIGHT PEDESTAL CREDENZA

QS7350571

72"W x 21"D x 30"H

List: \$1,736.00

### "U" BRIDGE

QS735059

50"W x 24"D x 30"H

List: \$726.00

(Not Fully Assembled)

### LEFT - EXECUTIVE "U" RIGHT PEDESTAL DESK

7350580

72"W x 36"D x 30"H

List: \$2,013.00

### LEFT PEDESTAL CREDENZA

QS7350581

72"W x 21"D x 30"H

List: \$1,736.00

### "U" BRIDGE

QS735059

50"W x 24"D x 30"H

List: \$726.00

(Not Fully Assembled)

### RIGHT - EXECUTIVE "L" LEFT PEDESTAL DESK

7350570

72"W x 36"D x 30"H

List: \$2,013.00

### LEFT PEDESTAL DESK

7350480

66"W x 30"D x 30"H

List: \$1,946.00

### RIGHT EXECUTIVE HEIGHT RETURN

7350579

48"W x 24"D x 30"H

List: \$1,529.00

### LEFT - EXECUTIVE "L" RIGHT PEDESTAL DESK

7350580

72"W x 36"D x 30"H

List: \$2,013.00

### RIGHT PEDESTAL DESK

7350490

66"W x 30"D x 30"H

List: \$1,946.00

### LEFT EXECUTIVE HEIGHT RETURN

7350589

48"W x 24"D x 30"H

List: \$1,529.00

## MATCHING RECEPTION TABLES



### SOFA TABLE

735082

53"W x 16"D x 27"H

List: \$682.00

### END TABLE

735081

26"W x 21"D x 22"H

List: \$566.00



## MATCHING CHAIR



(Not Fully  
Assembled)

### EXECUTIVE BLACK LEATHER ROLL ARM DESK CHAIR W/MAHOGANY BASE

QS69401101

27"W x 29¾"D x 43-46½"H

List: \$709.00

**FUNCTIONS:** Pneumatic Seat Height,  
360-Degree Swivel, Swivel/Tilt Control,  
Tilt Lock, Tilt-Tension

TRADITIONAL  
INTEGRITY IS  
INHERENT IN THE  
ATTENTION TO  
DETAIL!


QS = QUICKSHIP

**FULLY  
ASSEMBLED**

Most items in this collection  
come fully assembled.

**FINISH  
AVAILABLE:**

Engraved Executive  
Mahogany



## MATCHING CONFERENCE TABLES

### 42" ROUND TRADITIONAL QUEEN ANNE TABLE TOP

QS7350011

• Seats 4 People

List: \$822.00

### SOLID WOOD TRADITIONAL QUEEN ANNE TABLE BASE

QS7350002

Table Height 30"

List: \$437.00



Please Note  
Table Top & Base Sold  
Separately.



# Abbey COLLECTION

Shown with OfficeSource® Laminate and Draper Collection

**↑ ABBEY1**  
**Total List: \$6,298.00**  
 Includes: 9WS6 Right or 9WS5 Left, 960  
 Excludes Accessories & Seating



### EXECUTIVE DESK

932  
 • Center Drawer  
 72"W x 36"D x 29"H  
 List: \$1,999.00



### TABLE DESK

920  
 • Center Drawer  
 72"W x 36"D x 29"H  
 List: \$1,199.00



### STORAGE CREDENZA

962D  
 72"W x 23"D x 29"H  
 List: \$2,599.00



### MANAGER'S DESK

934  
 • Center Drawer  
 60"W x 30"D x 29"H  
 List: \$1,899.00



### 2 DRAWER LATERAL FILE

952  
 • Finished Back  
 38"W x 24"D x 29"H  
 List: \$1,599.00



### KNEESPACE CREDENZA

962  
 72"W x 22½"D x 29"H  
 List: \$1,899.00

# COMPONENTS

**FINISH  
AVAILABLE:**  
 Mahogany



### BOOKCASE

946  
 • Finished Back  
 36"W x 14"D x 72"H  
 List: \$1,599.00



### DOOR HUTCH


960  
 • Use with 962D, 962, 9WS5, 9WS6  
 71½"W x 16"D x 42½"H  
 List: \$1,899.00

The OfficeSource® Abbey Collection is the epitome of luxury. The OfficeSource® Abbey Collection features a traditional style which blends perfectly with a contemporary office setting. The timeless wood veneer and mahogany finish boasts the idea that it will never go out of style. This Collection comes complete with antique brass pulls which add to the luxurious aesthetics of this office furniture.

### STANDARD FEATURES

- Traditional Wood Veneer w/Mahogany Finish
- Traditional Style In-Lay top
- Full Extension. Box/File Drawers
- Antique Brass Pulls
- Picture Frame Mouldings

### ANTIQUE BRASS PULLS



**Abbey Collection - Legend**  
 See Page 1 For Detailed Information



Items on this page come ready-to-assemble.



# DESKS

EXECUTIVE - VENEER

OfficeSource®

05030

## Abbey COLLECTION

### 72" W - L GROUP - LEFT 9WS1

Right Desk: 72"W x 36"D  
• Center Drawer  
Left Return: 48"W x 22½"D  
List: \$3,399.00

### 72" W - L GROUP - RIGHT 9WS2

Left Desk: 72"W x 36"D  
• Center Drawer  
Right Return: 48"W x 22½"D  
List: \$3,399.00

### 66" W - L GROUP - LEFT 9WS3

Right Desk: 66"W x 30"D  
• Center Drawer  
Left Return: 48"W x 22½"D  
List: \$3,299.00

### 66" W - L GROUP - RIGHT 9WS4

Left Desk: 66"W x 30"D  
• Center Drawer  
Right Return: 48"W x 22½"D  
List: \$3,299.00



Right Executive "L"  
(Pictured)

## SUITES



Right Executive "U"  
(Pictured)

### 9WS2 Total List: \$3,299.00

**Includes:**  
9WS2 Right or 9WS3 Left;  
**Excludes Seating**

### 9WS6 Total List: \$4,399.00

**Includes:**  
9WS6 Right or 9WS5 Left

### U GROUP - LEFT 9WS5

Right Desk: 72"W x 36"D  
• Center Drawer  
Left Credenza: 72"W x 22½"D  
Bridge: 48"W x 24"D  
List: \$4,399.00

### U GROUP - RIGHT 9WS6

Left Desk: 72"W x 36"D  
• Center Drawer  
Right Credenza: 72"W x 22½"D  
Bridge: 48"W x 24"D  
List: \$4,399.00



**1-3/4" THICK TOPS!**

## CONFERENCE

### 6' RECTANGULAR CONFERENCE TABLE W/PANEL BASE

992  
72"W x 42"D x 29"H  
List: \$1,459.00

### 8' RECTANGULAR CONFERENCE TABLE W/PANEL BASE

910  
96"W x 42"D x 29"H  
List: \$1,699.00

### 48" ROUND CONFERENCE TABLE W/QUEEN ANNE BASE

984  
48"Diameter x 29"H  
List: \$969.00

**TIMELESS FOUNDATION FOR TODAY'S  
SOPHISTICATED WORK PLACE!**

### 10' RECTANGULAR CONFERENCE TABLE W/PANEL BASE

996  
• Two Piece Top  
120"W x 48"D x 29"H  
List: \$2,299.00

### 12' RECTANGULAR CONFERENCE TABLE W/PANEL BASE

998  
• Two Piece Top  
144"W x 48"D x 29"H  
List: \$2,399.00

# DESKS

MODULAR - LAMINATE

Indiana<sup>®</sup>  
FURNITURE  
05005



## Canvas COLLECTION

➔ **SO CANVAS6610**  
(TFL) Total List: \$14,272.00  
Excludes Seating, Tack Board/  
Workwall & Accessories.

**ITEMS ON THIS PAGE ARE SPECIAL ORDER!**  
**PRICING SHOWN IS BASED ON TFL TOPS.**

**PLEASE CONTACT YOUR LOCAL SALES  
REPRESENTATIVE FOR DETAILS!**

SO = **SPECIAL ORDER**



the BIFMA sustainability standard



➔ **SO CANVAS6615**  
(TFL) Total List: \$4,853.00  
Excludes Seating & Accessories.

### LAMINATE OPTIONS - TFL OR HPL TOPS



**RED** Color indicators - Available in High Pressure Laminate Tops.  
\* Not available on laminate framed modesty panels or doors.

### CHOOSE FROM 15 LAMINATE FINISH OPTIONS

**PLEASE NOTE:**  
Pricing shown is based on TFL Tops. Please Call Your Local Sales Rep. for HPL pricing.

### EDGE OPTIONS



### CHOOSE FROM 4 EDGE OPTIONS

### PULL OPTIONS





# DESKS

EXECUTIVE - LAMINATE/VENEER

Indiana<sup>®</sup>  
FURNITURE  
05005



➔ **SOPHOENIX3**  
(Laminate) Total List: \$10,123.00  
(Wood) Total List: \$10,612.00  
Excludes Seating, Tack Board & Accessories.

## Phoenix COLLECTION

Phoenix's clean, transitional styling is at ease in both contemporary and traditional settings. It is a perfect choice for value minded companies who want a sophisticated, yet uncomplicated, furniture solution. A molded base profile and overhanging worksurface infuse Phoenix with an engaging blend of classic and contemporary detailing. The bow top worksurface imparts elegance, while warm, richly grained woods add distinction without compromising the budget.




➔ **SOPHOENIX2**  
(Laminate) Total List: \$9,059.00  
(Wood) Total List: \$9,753.00  
Excludes Seating, Tack Board & Accessories.



➔ **SOPHOENIX1**  
(Laminate) Total List: \$8,491.00  
(Wood) Total List: \$8,958.00  
Excludes Seating & Accessories.


### FINISH OPTIONS



RED Color indicators - Available in High Pressure Laminate Tops.

**ITEMS ON THIS PAGE ARE SPECIAL ORDER!  
PLEASE CONTACT YOUR LOCAL  
SALES REPRESENTATIVE FOR DETAILS!**

### PULL OPTIONS



➔ **SOPHOENIX4**  
(Laminate) Total List: \$6,239.00  
(Wood) Total List: \$6,696.00  
Excludes Seating & Accessories.



➔ **ALL PHOENIX TOPS COME  
STANDARD WITH TRANSITIONAL  
EDGE DETAIL!**

**SO = SPECIAL ORDER**



# DESKS

EXECUTIVE - VENEER

OfficeSource®  
05030

**DURABLE UV FINISH  
RESISTANT TO STAINS,  
MARKS AND SCRATCHES!**

**EXEC1PULL**  
**Total List: \$6,994.00**  
Includes: ALPD33, ALPD42, MS725ESJ, ALPD37, ALPD44OH, ALP98, UNI04AG (2), ALP78, ALP99/ALPD100, RUDMEDPULL (3), RUDLRGPULL (1)  
Excludes Accessories & Seating  
Overall Dimensions: 96"W x 104"D x 68"H

## Contemporary COLLECTION

It doesn't get much more luxurious or executive than The OfficeSource® Contemporary Collection. The handles within this collection come in various styles to fit your office décor. This OfficeSource® Collection features drawers that are equipped with a full extension ball bearing side mount, as well as the gorgeous reeded edge detailing to enhance the beauty of the Brazilian hardwood.

**EXEC2**  
**Total List: \$5,682.00**  
Includes: ALPD89, ALPD33, ALPD14, ALPD37, ALPD44OH, UNI04AG (2), ALP78  
Overall Dimensions: 72"W x 110"D x 68"H



### DRAWER DETAILS



### OPTIONAL DESK ACCESSORIES

**KEYBOARD TRAY**  
**ALPD14**  
27½"W x 12"D  
List: \$259.00

**CENTER DRAWER**  
**ALP15**  
24"W x 18½"D  
List: \$259.00

### FINISHES IN STOCK:

(CH) Cherry

(MH) Mahogany



**Contemporary Collection - Legend**  
See Page 1 For Detailed Information



Some items in this collection  
come ready-to-assemble.



# DESKS

EXECUTIVE - VENEER

## → DESKS, CREDENZAS & HUTCHES



**RECTANGULAR DESK SHELL**  
ALPD01  
72"W x 36"D x 29"H  
List: \$1,259.00

**RECTANGULAR DESK SHELL**  
ALPD02  
66"W x 30"D x 29"H  
List: \$1,039.00



**D-SHAPE DESK SHELL**  
ALPD89  
72"W x 36/42"D x 29"H  
List: \$1,329.00



**CREDENZA SHELL**  
**W/GROMMET**  
ALPD33  
72"W x 20"D x 29"H  
List: \$879.00



**STORAGE CREDENZA**  
**W/FOUR DOORS**  
ALPD50  
• 1 Fixed Shelf on Each Side  
72"W x 20"D x 29"H  
List: \$1,569.00



**STORAGE CREDENZA**  
**W/2 DOORS AND 2 FILES**  
ALPD10  
• Consists of:  
(1) ALPD12  
(1) ALPD13  
(1) ALPD11  
72"W x 20"D x 29"H  
List: \$3,177.00



**BULLET DESK W/O LEG**  
ALPD42  
• Full Modesty Panel  
• Requires Post Leg Purchase  
MS725E or WOODLEG  
72"W x 36"D x 29"H  
List: \$999.00

**POST LEG OPTIONS**  
(For ALPD42)  
3"Dia. x 28½"H  
MS725E  
Black Metal List: \$139.00  
Silver Metal List: \$159.00  
WOODLEG  
(Cherry or Mahogany)  
Cherry List: \$139.00  
Mahogany List: \$139.00



**RETURN SHELL - Reversible**  
ALPD45  
• Grommet Located in  
Back Panel  
48"W x 24"D x 29"H  
List: \$609.00

**RETURN SHELL - Reversible**  
ALPD40  
• Grommet Located in  
Back Panel  
42"W x 24"D x 29"H  
List: \$579.00



**BRIDGE W/GROMMET**  
ALPD37  
48"W x 24"D x 29"H  
List: \$489.00

**BRIDGE W/GROMMET**  
ALPD39  
42"W x 24"D x 29"H  
List: \$469.00




**OPEN HUTCH**  
ALPD44OH  
70"W x 14"D x 39"H  
List: \$1,179.00



**HANGING HUTCH**  
ALPD101OH  
36"W x 14"D x 20"H  
List: \$779.00

**TACK BOARD - BLACK FABRIC**  
ALP98  
• For ALPD44OH  
68"W x 1"D x 13"H  
List: \$209.00

### OPTIONAL HUTCH DOORS & DRAWER PULLS



**OPTIONAL HUTCH**  
**DOORS**  
(Set of 2)

**SMOKED GLASS**  
**W/ALUMINUM FRAME**  
UNI04AG  
List: \$389.00

**ALL WOOD DOORS**  
UNI04W  
List: \$139.00

For ALPD44OH & ALPD101OH

**DURABLE UV FINISH RESISTANT TO**  
**STAINS, MARKS AND SCRATCHES!**

## COMPONENTS

## → PEDESTALS & STORAGE OPTIONS



**BOX/BOX/FILE**  
**DESK PEDESTAL**  
ALP81  
15"W x 28"D x 27¾"H  
List: \$909.00

**BOX/BOX/FILE**  
**CREDENZA/RETURN PED.**  
ALP78  
15"W x 18¾"D x 27¾"H  
List: \$769.00



**FILE/FILE**  
**DESK PEDESTAL**  
ALP79  
15"W x 28"D x 27¾"H  
List: \$899.00

**FILE/FILE**  
**CREDENZA/RETURN PED.**  
ALP77  
15"W x 18¾"D x 27¾"H  
List: \$749.00

\*All pedestals ship assembled  
& have open tops.



**LATERAL FILE PEDESTAL**  
ALP31  
• Credenza Pedestal  
34¾"W x 19"D x 27¾"H  
List: \$1,609.00



**72" CREDENZA TOP**  
ALPD11  
• For Use on ALPD12 & 13  
72"W x 20"D  
List: \$579.00



**2 DOOR STORAGE**  
**CABINET**  
ALPD13  
36"W x 20"D x 29"H  
• 1 Adjustable Shelf  
• Ships RTA  
List: \$919.00



**2 DRAWER LATERAL FILE**  
ALPD12  
• Ships Assembled  
36"W x 20"D x 29"H  
List: \$1,679.00



**4 DRAWER LATERAL FILE**  
ALPD24  
• Ships Assembled  
36"W x 20"D x 53"H  
List: \$3,459.00



**WARDROBE**  
**CABINET**  
ALP99/ALPD100  
• 3 Shelves  
• Wardrobe Bar  
• Reversible Door  
24"W x 20"D x 68"H  
List: \$1,339.00  
Shown w/Optional  
Large - 25.5" Pull  
(RUDLRGPULL)



**BOOKCASE -**  
**3 ADJUSTABLE SHELVES**  
ALPD55  
36"W x 13"D x 48"H  
List: \$879.00


**BOOKCASE -**  
**5 ADJUSTABLE SHELVES**  
ALPD56  
36"W x 13"D x 68"H  
List: \$1,179.00

**BOOKCASE - DOOR KIT -24"H**  
ALP58  
• Fits ALPD55 & ALPD56  
List: \$299.00

### OPTIONAL DRAWER PULLS



**NICKEL PULL\***  
RUDPULLNIC  
List: \$38.00 Per Pull



**BLACK PULL\***  
RUDPULLBLK  
List: \$38.00 Per Pull



**MEDIUM - 9" \***  
RUDMEDPULL  
List: \$44.00 Per Pull

*Note: Collection comes standard without drawer  
pulls. Drawer Pull Options In-Stock.*

\*Drawer Pulls are Field Installable.

**LARGE - 25½" \***  
RUDLRGPULL  
(For ALP99 & ALPD12)  
List: \$62.00 Per Pull

## Sienna Collection by OfficeSource™



The OfficeSource® Sienna Collection is the perfect addition to any office setting. This OfficeSource® Collection suits any need for mid century modern office furniture that you may be inspired by. This furniture is both functional and beautiful with its sleek and elegant design, you can see only top quality craftsmanship goes into the making of these pieces.

**STANDARD DESK  
(NO MODESTY)**

**OX903**  
60"W x 29½"D x 29½"H  
List: \$599.00

**OX902**  
66"W x 29½"D x 29½"H  
List: \$619.00

**OX901**  
71"W x 29½"D x 29½"H  
List: \$649.00

**MODESTY PANEL  
(+ 2 PIECE HANGING  
BRACKETS)**

**OX9MP03** (For OX903)  
38½"W x ¾"D x 14½"H  
List: \$99.00

**OX9MP02** (For OX902)  
44½"W x ¾"D x 14½"H  
List: \$109.00

**OX9MP01** (For OX901,  
OX9170, OX9180)  
50¾"W x ¾"D x 14½"H  
List: \$129.00



#OX9170

**82" TABLE  
W/SINGLE LEG**

**OX9170**  
82½"W x 35½"D x 29½"H  
List: \$699.00

**63" OPEN SIDE RETURN**

**OX9180**  
63"W x 21½"D x 25¾"H  
List: \$579.00

**DRAWERS & DOORS  
AVAILABLE IN WHITE FINISH**#OX9170, OX9180, OX9MP01,  
OX9WDS80, OX9MP01#OX9170, OX9180, OX9WDS80,  
OX9DRW80, OX9MP01#OX9170, OX9180,  
OX9WDS80 (2), OX9MP01

Shown w/Top Cushion

**FINISHES IN STOCK:**

Espresso

Modern Walnut

Coastal Gray

White\*  
(Drawer & Door Fronts)**OPTIONAL SLIDING DOOR  
(FOR OX9180)**

**OX9WDS80**  
14¾"W (1 Door) / 29½"W (2 Door)  
x ¾"D x 20½"H  
List: \$179.00

**OPTIONAL TWO  
DRAWER CABINET  
(FOR OX9180)**

**OX9DRW80**  
30½"W x 19¾"D x 20½"H  
List: \$529.00

**OPTIONAL MOBILE  
PEDESTAL - BOX/FILE**

**OX9007**  
16"W x 22½"D x 22½"H  
List: \$559.00

**TOP CUSHION**  
**CUSH1623** (For OX9007)  
List: \$139.00

**UPHOLSTERY IN STOCK:**

Celestial Blue

Lime Green

Dark Gray

Visconti

**Upholsteries  
In Stock (Top  
Cushion):**  
Celestial Blue,  
Lime Green,  
Dark Gray &  
Visconti.



# Sienna Collection by OfficeSource™



**BOOKCASE  
(NO DOORS)**

**OX956**  
31½"W x 17¾"D x 65"H  
List: \$599.00

**OX954**  
31½"W x 17¾"D x 29½"H  
List: \$329.00



**LAMINATE DOOR KITS  
(FOR BOOKCASES) - 2 DOORS**

**OX9WD56** (For OX956)  
29½"W x ¾"D x 60"H  
List: \$299.00

**OX9WD54** (For OX954)  
31½"W x ¾"D x 24¾"H  
List: \$149.00



**GLASS DOOR KITS  
(FOR BOOKCASES) - 2 DOORS  
W/BLACK FRAME**

**OX9GD56** (For OX956)  
29½"W x ¾"D x 59"H  
List: \$669.00

### FINISHES IN STOCK:

Espresso




Modern Walnut



Coastal Gray



White\*  
(Drawer & Door Fronts)



**94" BOAT SHAPE  
CONFERENCE TABLE  
(W/GROMMET)**

**OX9236**  
94½"W x 47¼"D x 29½"H  
List: \$1,199.00



**42" ROUND  
MEETING TABLE**

**OX9127**  
42"Diameter x 29½"H  
List: \$599.00



**CREDENZA  
(W/BBF & SLIDING DOORS)**

**OX9245**  
47¼"W x 17¾"D x 29½"H  
List: \$879.00

# DESKS

MODULAR - LAMINATE

**CANDEX** CUSTOM CORP.  
05010

## Contemporary Value SERIES

Simply Stylish. Clean contemporary lines crafted by Candex, known for its custom-made quality and durability.



### DOUBLE PEDESTAL DESK

- Box/File Each Pedestal, One Side Locking
- Full modesty (add \$30)

MODEL #	DIMEN.	LIST PRICE
2MMP200	60"W x 30"D	\$597.00
SO2MMP210	72"W x 36"D	\$780.00
SO2MMP212	66"W x 30"D	\$657.00
SO2MMP219	72"W x 30"D	\$720.00



### DOUBLE PEDESTAL CREDENZA

- Box/File Each Pedestal, One Side Locking
- Full modesty (add \$30)

MODEL #	DIMEN.	LIST PRICE
SO2MMP201	60"W x 20"D	\$588.00
SO2MMP211	72"W x 20"D	\$708.00
SO2MMP222	66"W x 20"D	\$606.00



### SINGLE PEDESTAL DESK

- Locking Box/File in Pedestal (Left or Right)
- Includes Grommet
- Full modesty (add \$30)

MODEL #	DIMEN.	LIST PRICE
SO2MMP240	48"W x 24"D	\$408.00
2MMP206	60"W x 30"D	\$498.00
2MMP207	66"W x 30"D	\$537.00
SO2MMP245	48"W x 30"D	\$468.00
SO2MMP238	72"W x 30"D	\$621.00
SO2MMP208	72"W x 36"D	\$669.00



### RETURN

- Box/File in Pedestal (Left or Right)
- Includes Grommet
- Full modesty (add \$30)
- For 48"W (add \$30)

MODEL #	DIMEN.	LIST PRICE
2MMP3201	42"W x 20"D	\$372.00
2MMP3202	42"W x 24"D	\$408.00



### HUTCH W/NO DOORS (SOLID BACK, F45)

- Full Width Wire Management Included
- Decorative Bracket Construction
- Double Sided Tape Included
- For Set of 4 Doors (add \$201)

MODEL #	DIMEN.	LIST PRICE
2MMP5060	60"W x 15"D x 32"H	\$336.00
SO2MMP5072	72"W x 15"D x 32"H	\$405.00
SO2MMP5045	48"W x 15"D x 32"H	\$270.00
SO2MMP5066	66"W x 15"D x 32"H	\$369.00



### L SHAPE DESK

- Box/File Each Pedestal, One Side Locking
- Full modesty (add \$60)
- For 48"W Return (add \$30)

MODEL #	DIMEN.	LIST PRICE
2MMP203	60"W x 30"D (Desk) 42"W x 20"D (Return)	\$870.00
2MMP204	66"W x 30"D (Desk) 42"W x 24"D (Return)	\$945.00



### BRIDGE & MODESTY

- Includes 1" Modesty, Grain Up & Down
- For 48"W (add \$30)

MODEL #	DIMEN.	LIST PRICE
SO2MMP50034	42"W x 20"D	\$201.00
SO2MMP50054	42"W x 24"D	\$234.00



### TWO DRAWER LATERAL

- Includes Lock
  - 200 LB Capacity Ball Bearing Sides
- | MODEL #   | DIMEN.      | LIST PRICE |
|-----------|-------------|------------|
| 2MMP551   | 30"W x 20"D | \$558.00   |
| SO2MMP550 | 36"W x 20"D | \$618.00   |



### CANDEX1

**Total List: \$1,236.00**

*Includes:* 2MMP207, 2MMP50034, 2MMP217. *Excludes Seating*



**FULLY  
ASSEMBLED**



### CANDEX2

**Total List: \$1,521.00**

*Includes:* 2MMP200, 2MMP5060, 2MMP201. *Excludes Seating*

**2MM Edges!**

### BOOKCASES ALL 1" (Black Masonite Backs)

- Decorative Bracket Construction
- Adjustable Glides Included
- Common Dimensions: 32"W x 12"D

MODEL #	DIMEN.	LIST PRICE
SO2MMP29B11	2 Shelf - 29"H	\$201.00
SO2MMP48B11	3 Shelf - 48"H	\$291.00
SO2MMP61B11	4 Shelf - 61"H	\$339.00
SO2MMP72B11	5 Shelf - 72"H	\$393.00

**SO = SPECIAL ORDER**

*Pictured w/Solid Backs (SB)  
For Solid Backs add 30%*



### FINISHES IN STOCK:

Mahogany  
370

Rum Cherry  
336



### ADDITIONAL FINISHES AVAILABLE:

Hard Rock Maple  
SO140

Gray Likatree  
SOW163

Aluminum  
SOA60

Honey Maple  
SO421

White  
SO411

Black  
SO405

Gray  
SO548





# Component SERIES

ALL ITEMS ON THIS PAGE AVAILABLE  
IN 30 Colors (Including 2-Tone and Edge Treatment)

**POWER of  
CHOICE**

SO = SPECIAL ORDER

### VERTICAL FILES WITH LOCK - ALL 1" MATERIAL - LETTER OR LEGAL

MODEL #	DESCRIPTION	DIMENSION	2MMP LIST PRICE	3MM1 LIST PRICE
SO518	2-Drawer Letter w/Lock	16 3/4"W x 24"D x 29"H	\$522.00	\$567.00
SO521	3-Drawer Letter w/Lock	16 3/4"W x 24"D x 43 1/2"H	\$795.00	\$855.00
SO522	4-Drawer Letter w/Lock	16 3/4"W x 24"D x 56"H	\$1,008.00	\$1,128.00
SO519	2-Drawer Legal w/Lock	19 3/4"W x 24"D x 29"H	\$711.00	\$792.00
SO524	3-Drawer Legal w/Lock	19 3/4"W x 24"D x 43 1/2"H	\$1,020.00	\$1,134.00
SO525	4-Drawer Legal w/Lock	19 3/4"W x 24"D x 56"H	\$1,329.00	\$1,479.00



ITEMS  
ON THIS  
PAGE  
ARE  
SPECIAL  
ORDER!



## CREATE & DESIGN

## LATERAL FILES/CREDENZAS/STORAGE

\*\* All 1" thick units come with adjustable glides

\* All tall storage units come with black Masonite backs  
For matching back 5/8" Thick....Add \$180

### 2 DRAWER LATERAL/STORAGE W/LOCKS - 29"H

MODEL #	DIMEN.	2MMP LIST PRICE	3MM1 LIST PRICE
SO250	72"W x 20"D	\$1,263.00	\$1,533.00
SO263	72"W x 24"D	\$1,386.00	\$1,656.00



### 4 DRAWER LATERAL - 29"H

MODEL #	DIMEN.	2MMP LIST PRICE	3MM1 LIST PRICE
SO25050	72"W x 20"D	\$1,392.00	\$1,662.00
SO25053	72"W x 24"D	\$1,542.00	\$1,758.00



### 4 DOOR STORAGE W/LOCKS - 29"H

MODEL #	DIMEN.	2MMP LIST PRICE	3MM1 LIST PRICE
SO255	72"W x 20"D	\$1,113.00	\$1,464.00
SO244	72"W x 24"D	\$1,248.00	\$1,521.00



### STORAGE CREDENZA B/F/F-DOOR-B/B/FL - 29"H

MODEL #	DIMEN.	2MMP LIST PRICE	3MM1 LIST PRICE
SO298	72"W x 20"D	\$1,323.00	\$1,707.00
SO29824	72"W x 24"D	\$1,440.00	\$1,866.00



### 4 DWR/4 DOOR BUFFET HEIGHT CREDENZA W/LOCKS - 36"H

MODEL #	DIMEN.	2MMP LIST PRICE	3MM1 LIST PRICE
SO397	72"W x 20"D	\$1,854.00	\$2,262.00
SO398	72"W x 24"D	\$2,034.00	\$2,502.00



### LOCKER - 4 DOOR

- All 1" material w/Adjustable glides
- Individual locks w/handle for ea. door
- Solid Back

MODEL #	DIMEN.	LIST PRICE
SO3MM1533	16"W x 20"D x 70"H	\$1,080.00



### SORTER/STORAGE

MODEL #	DIMEN.	LIST PRICE
SO3MM1538	36"W x 12"D x 36"H	\$1,374.00
SO3MM1555	36"W x 20"D x 29"H	\$723.00



### \*WARDROBE - STORAGE - F/FL (1" MATERIAL) \*\*

MODEL #	DIMEN.	2MMP LIST PRICE	3MM1 LIST PRICE
SO5866	25"W x 20"D x 65"H	\$1,350.00	\$1,485.00
SO5867	25"W x 24"D x 65"H	\$1,449.00	\$1,584.00
SO5868	25"W x 20"D x 72"H	\$1,416.00	\$1,551.00
SO5869	25"W x 24"D x 72"H	\$1,518.00	\$1,650.00



### \*2 DOOR STORAGE W/LOCKS - 72"H (1" MATERIAL) \*\*

- 3 Adjustable Shelves & 1 Fixed Shelf w/Locks

MODEL #	DIMEN.	2MMP LIST PRICE	3MM1 LIST PRICE
SO5832	36"W x 20"D	\$1,011.00	\$1,146.00
SO583224	36"W x 24"D	\$1,113.00	\$1,248.00



### \*2 DRAWER LATERAL, 2 DOOR STORAGE W/LOCKS - 72"H (1" MATERIAL) \*\*

- 2 Adjustable Shelves & 1 Fixed Shelf

MODEL #	DIMEN.	2MMP LIST PRICE	3MM1 LIST PRICE
SO5830	36"W x 20"D	\$1,464.00	\$1,602.00
SO583024	36"W x 24"D	\$1,569.00	\$1,701.00



2MM1 - Available in 9 COLORS (See Page 14)

3MM1 - Available in 30 COLORS (See Page 17)



CALL YOUR LOCAL SALES REPRESENTATIVE FOR DETAILS!

# DESKS

MODULAR - LAMINATE

**CANDEX** CUSTOM CORP.  
05010

## 42"High - Showroom/Storage/Workstation

**POWER of  
CHOICE**



MODEL #	DESCRIPTION	DIMENSION	LIST PRICE
<b>S03MM1TOP10842</b>	Top	108"W x 42"D x 1"H	\$663.00
<b>S03MM1670</b>	Base Unit (4-Drwr top+2-Drwr Bottom)	36"W x 24"D x 41"H	\$1,809.00
<b>S03MM1671</b>	Base Unit (Open Compartments+2 Doors)	36"W x 24"D x 41"H	\$1,242.00
<b>S03MM1673</b>	Credenza (2-Door+8-Drwrs)	72"W x 20"D x 36"H	\$2,430.00



**CANDEX3**  
Total List: \$5,523.00  
Includes: 3MM1TOP10842,  
3MM1670 (2), 3MM1671

**★ NEW!**

*All drawers in this series are made in 1/2" white laminate including the bottom (Solid Bottom) so they can withhold heavy weight.*

## Conference Tables Any size, any shape, any profile, any thickness & any base

**CANDEX4**  
Total List: \$4,814.00  
Includes: 4' x 16' Top, (2) PB1,  
(3) CL4. Excludes Seating

**16' TABLE TOP!**



SO = SPECIAL ORDER

**★ NEW!**

**5 PROFILES, 3 THICKNESSES**



**4 TABLE BASES**



## Saturn Series Floating Top Design



**★ NEW!**

MODEL #	DESCRIPTION	DIMENSION	LIST PRICE
<b>S03MSAT910</b>	Double Pedestal Desk (Door/B/F+Door/B/FL Includes Sorter Behind Door)	84"W x 30/36"D x 29"H	\$2,760.00
<b>S03MSAT911</b>	Double Pedestal Credenza (B/F/Door+/B/FL/Raised Top with 4" Legs)	72"W x 20"D x 29"H	\$2,250.00
<b>S03MSAT227FDNY</b>	Wall Mount Hutch (Flip Up Door in Middle & Frosted Glass Door - R & L)	72"W x 15"D x 15"H	\$1,446.00
<b>S03MSAT905</b>	Single Ped. Desk Door/B/FL (w/Raised Top & PL9 Leg w/4-Position Modesty)	84"W x 30/36"D x 29"H	\$2,037.00
<b>S03MSAT902</b>	Return B/F w/Raised Top	48"W x 24"D x 29"H	\$942.00

**All are available in all of our 30 COLORS including 2-TONE and EDGE TREATMENT at no extra charge!**



# DESKS

MODULAR - LAMINATE

**CANDEX** CUSTOM CORP.  
05010

## Reception Desk Custom Sizes - 30 Colors!



**Custom Upholstery**  
Available Providing Comfortable  
**WHEELCHAIR Access!**



**MODEL #**

**SO3MM1676**

**SO3MM1679**

**SO6003190**

**DESCRIPTION**

Reception Desk - B/B/FL (L or R)

Reception Desk - B/B/FL (L or R) with Insert Cubbies

Single Pedestal Reception Return - B/B/F

**DIMENSION**

84"W x 30"D x 42"H

72"W x 30"D x 42"H

48"W x 24"D x 42"H

**LIST PRICE**

\$2,400.00

\$2,997.00

\$1,074.00

**★ NEW!** SO = SPECIAL ORDER


## 8 Person Workstation

(4) 24 x 96 Tops & (2) Center Wire Channels 6 x 96 x 6

MODEL #	DESCRIPTION/DIMENSION	LIST PRICE
<b>SO3MM1TOP9624</b>	Top -- 96"W x 24"D x 1"H	\$336.00
<b>SO3MM1506</b>	Open Tray Mobile Ped -- 15½"W x 20"D x 27"H	\$513.00
<b>SOOPTIONPL7U</b>	"U" - Leg -- 2½"	\$450.00
<b>SOOPTIONCH</b>	Channel & Lid to Conceal Wires 96"W x 6"D x 6"H	\$570.00
<b>SOOPTIONPG</b>	Bow Top Plexi Glass 48"W x 12/16"H	\$288.00
<b>SOOPTIONCNCPG</b>	For Bow Top Plexi Glass	\$120.00
<b>SOOPTIONGS</b>	Glass Supports (24 x 2)	\$24.00
<b>SOOPTIONPB1</b>	Power Bar 2 Outlets / 2-USB / 1-Phone Jack	\$360.00
<b>SOOPTIONCNCPB1</b>	For Power Bar	\$120.00


**→ CANDEX5**  
**Total List: \$13,452.00**

**Includes:** 3MM1TOP9624 (4), 3MM1506 (8), OPTIONPL7U (10), OPTIONCNCPB1 (2), OPTIONGS (8), OPTIONPB1 (4), OPTIONPG (4), OPTIONCNCPG (4)



### CANDEX 3MM1

All are available in all of our 30 COLORS including 2-TONE and EDGE TREATMENT at no extra charge!





(PO) Medium Oak/Putty

## 500 Series METAL DESKS

### STANDARD FEATURES

- Durable woodgrain laminate top. Powder coat finish on metal base
- Aluminum drawer handles and chrome-plated 1" square tubular steel legs with adjustable leg levelers
- Full extension locking file drawers accommodate hanging file folders.
- Box drawers are equipped with dividers
- Center locking system for all drawers
- Center drawer with supply tray
- Minimal assembly, just attach legs

### 500 SERIES FINISHES AVAILABLE:

(PO)  
Medium Oak/Putty



(BW) Walnut/Black



SO(GG)  
Gray Nebula/Gray



(BW) Walnut/Black

### DOUBLE PEDESTAL DESK

S6030

- Box/File Drawer in Each Pedestal
- Full Extension Locking File Drawers
- File Drawers Accommodate File Folders, Equipped with Dividers
- Center Drawer w/Supply Tray

60"W x 30"D x 29½"H

List: \$1,429.00

### SINGLE RIGHT PEDESTAL DESK

S4524

- Box/File Drawer in Pedestal
- Full Extension Locking File Drawer
- File Drawers Accommodate File Folders, Equipped with Dividers
- Center Drawer w/Supply Tray

45"W x 24"D x 29½"H

List: \$949.00

**MANUFACTURER 5 YEAR WARRANTY!**



(WA) Arctic White/White

## 600 Series METAL TEACHER'S DESKS

### STANDARD FEATURES

- Laminated wood top surface with rounded corners and vinyl covered edges for comfort and safety
- Desk top features a 6" rear overhang for easy student conferencing
- Two grommets for easy cable and wire management
- Central locking system locks all drawers
- Full width center drawer
- Ball bearing slides

### 600 SERIES FINISHES AVAILABLE:


(BGN)  
Gray Nebula/Black




QS(PO)  
Medium Oak/Putty




QS(BW) Walnut/Black



QS(WA)  
Arctic White/White



2 Grommets  
for easy cable  
management



Smooth  
Rounded  
Corner Tops



(BGN) Gray Nebula/Black

### TEACHER'S DESK, DOUBLE PEDESTAL

DQ6030

- Box/File Drawer in Each Pedestal
- Full Extension Locking File Drawers
- File Drawers Accommodate File Folders, Equipped with Dividers
- Center Drawer w/Supply Tray

60"W x 30"D x 29½"H

List: \$1,619.00

### TEACHER'S DESK, SINGLE PEDESTAL

QSSQ4830

- Box/File Drawer in Pedestal
- Full Extension Locking File Drawers
- File Drawer Accommodate File Folders, Equipped with Dividers
- Center Drawer w/Supply Tray

48"W x 30"D x 29½"H

List: \$1,239.00

500 & 600 Series - Legend See Page 1 For Detailed Information



QS = QUICKSHIP



500 Series Only  
Legs Need to be Attached.



## 700 Series METAL DESKS

### STANDARD FEATURES

- Laminated wood top surface with rounded corners and vinyl covered edges for comfort and safety
- Desk top features a 6" rear overhang for easy student conferencing
- Two grommets for easy cable and wire management.

### DOUBLE 3/4 PEDESTAL DESK QSDP706030

- Box/File Drawer in Each Pedestal
  - Full Extension Locking File Drawer
  - File Drawers Accommodate File Folders, Equipped w/Dividers
  - Center Drawer w/Supply Tray
- 60"W x 30"D x 30"H  
List: \$1,819.00

### SINGLE RIGHT 3/4 PEDESTAL DESK QSSP704830

- Same as SP706030
  - Box/File Drawer in Pedestal
- 48"W x 30"D x 30"H  
List: \$1,429.00

### 700 & 900 SERIES FINISHES AVAILABLE:

**QS(BGN)**  
Gray Nebula/Black



**QS(BM)** Maple/Black



**QS(BO)**  
Medium Oak/Black



**QS(PO)**  
Medium Oak/Putty



**QS(CM)**  
Mahogany/Charcoal



**QS(WA)**  
Arctic White/White



### 700 & 900 Details



Box drawer includes adjustable divider



Telescoping ball-bearing slide suspension on all drawers



Adjustable leveling glides



Central locking system locks all drawers

## 900 Series METAL DESKS

### STANDARD FEATURES

- Laminated wood top surface with rounded corners and vinyl covered edges for comfort and safety
- Desk top features a 6" rear overhang for easy student conferencing
- Two grommets for easy cable and wire management.

### DOUBLE FULL PEDESTAL DESK QSDP906030

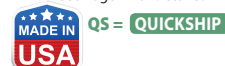
- Box/Box/File in Left Pedestal
  - File/File in Right Pedestal
  - Full Extension Locking File Drawer
  - File Drawers Accommodate File Folders, Equipped with Dividers
  - Center Drawer w/Supply Tray
- 60"W x 30"D x 30"H  
List: \$1,999.00

### SINGLE RIGHT FULL PEDESTAL DESK QSSP904830

- Same as SP906030
  - Box/Box/File Drawer in Pedestal
- 48"W x 30"D x 30"H  
List: \$1,549.00

### 700 & 900 Series - Legend

See Page 1 For Detailed Information



**FULL  
PEDESTALS  
ALLOW FOR  
ADDED STORAGE  
& PRIVACY**



(PO) Medium Oak/Putty



(WA) Arctic White/White



(CM) Mahogany/Charcoal

2 Grommets for easy cable management



(CM) Mahogany/Charcoal

**massima**  
COLLECTION

## Flexible Solutions for your Growing Business



### FINISH/FRAME AVAILABLE:

HG Honey  
w/Gray Frame



### PRIVACY PANEL COLORS AVAILABLE:

M797C Clear



M797L Lapiz



M797T Tangerine



M797Z Zinnia



### MULTIPLE SOLUTIONS

In the Massima Collection, we provide modular solutions with versatility and style.

Massima is ideal to provide solutions for customer service areas, sales offices, general office applications, school environments and home office needs.

Our modular solutions can also be easily modified as your office requirements change.



**47" DESK**  
M103  
47¼"W x 23½"D x 29½"H  
List \$319.00



**59" DESK**  
M153  
59"W x 23½"D x 29½"H  
List \$389.00



**71" DESK**  
M173  
71"W x 23½"D x 29½"H  
List \$439.00



**55" L DESK**  
M120  
• Interchangeable Left or Right  
55¼"W x 23½"D x 29½"H  
List \$529.00



**MOBILE PEDESTAL FILE**  
M310  
• Steel Interior Drawers  
16¾"W x 19¾"D x 23"H  
List \$489.00



**MOBILE PEDESTAL FILE**  
M106  
• Steel Interior Drawers  
16½"W x 19¾"D x 23¾"H  
List \$339.00



M797C (Shown Above)  
See left side for other  
color item numbers.

**PRIVACY PANEL**  
M797  
45"W x ½"D x 11¾"H  
List \$209.00



**RECEPTION DESK**  
M223  
64"W x 26¾"D x 45¼"H  
List \$858.00



M223 (Shown Above)  
Approach View

**Assembles**  
in less  
than **10** minutes

**EASY ASSEMBLY**  
**RTA**  
No tools required



# DESKS

MODULAR - LAMINATE

**LI** linea italia®  
by CRISA  
05015

**massima**  
COLLECTION

**Durable &  
Scratch-Resistant**



Some Items Pictured Are Listed on  
Page Previous Page.



**47" UTILITY TABLE** ups  
M647  
47¼"W x 23½"D x 29½"H  
List \$229.00



**59" UTILITY TABLE** ups  
M659  
59"W x 23½"D x 29½"H  
List \$299.00



**71" UTILITY TABLE** ups  
M671  
71"W x 23½"D x 29½"H  
List \$319.00



**ROUND CONFERENCE TABLE** ups  
M719  
43¼"W x 43¼"D x 29½"H  
List \$349.00



**59" CONFERENCE TABLE** ups  
M118  
59"W x 39½"D x 29½"H  
List \$429.00



**BASIC CREDENZA** ups  
M410  
47¼"W x 15½"D x 27½"H  
List \$508.00



**3 SHELF BOOKCASE** ups  
M181  
33½"W x 11½"D x 39½"H  
List \$279.00

**EASY ASSEMBLY  
RTA**  
No tools required

**Assembles  
in less  
than 10 minutes**

**15 PIECES TO  
CHOOSE FROM...  
PLUS 4 PRIVACY PANEL  
OPTIONS!**

**MODULAR PIECES  
WORK TOGETHER TO  
CREATE MULTIPLE  
WORKSPACE SOLUTIONS**

- Easy assembly (no tools required)
- Durable scratch-resistant surface
- Strong steel Structure
- Multiple solutions
- Manufacturer's five year limited warranty

**FINISH/FRAME  
AVAILABLE:**

**HG Honey**  
w/Gray Frame

**PRIVACY PANEL  
COLORS AVAILABLE:**

**M797C Clear**

**M797L Lapiz**



**M797T Tangerine**

**M797Z Zinnia**

## Vortex Collection RECEPTION - PLEXI PANEL



*Plexi-Panel*  
Allows light into  
desk area.



**RECEPTION STATION  
- SINGLE PANEL MAIN  
55310**  
72"W x 32"D x 45½"H  
Top Counter: 13"D  
Interior Desk: 19¾"D  
List \$1,799.00

**ADDITIONAL RECEPTION  
- SINGLE PANEL ADD-ON  
55315**  
67"W x 32"D x 45½"H  
Top Counter: 13"D  
Interior Desk: 19½"D  
List \$1,669.00

**MOBILE PEDESTAL  
- BOX/FILE  
55106**  
19¾"W x 19¾"D x 23"H  
List \$459.00



### FINISH/FRAME AVAILABLE:

Cherry Top  
w/Silver Frame

Maple Top  
w/Silver Frame

Walnut Top  
w/Silver Frame

White Top  
w/Silver Frame

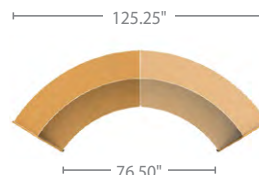


### STANDARD FEATURES

- Top plexi panel to allow light into desk area
- High end designer look at an affordable price
- Thermofused laminate finished with self edge
- Wire management cutouts in interior desk
- Powder-coated painted steel frame
- Silver frame standard
- No tools required for assembly

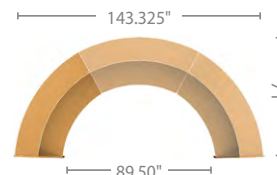
### 2 UNIT RECEPTION

(1) 55310 "MAIN" x (1) 55315 "ADD-ON"



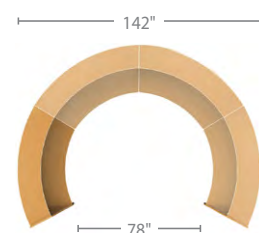
### 3 UNIT RECEPTION

(1) 55310 "MAIN" x (2) 55315 "ADD-ON"



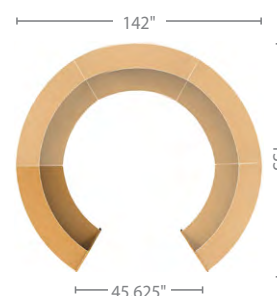
### 4 UNIT RECEPTION

(1) 55310 "MAIN" x (3) 55315 "ADD-ON"



### 5 UNIT RECEPTION

(1) 55310 "MAIN" x (4) 55315 "ADD-ON"





# Vortex Collection RECEPTION - ALL MELAMINE





**NEW!**  
COLLECTION

**EXPANDING  
SMART**

**EASY ASSEMBLY  
NO-TOOLS**

**TOTAL  
RE-ASSEMBLY**



## RECEPTION STATION - SINGLE PANEL MAIN 55290

72"W x 32"D x 45½"H  
Top Counter: 13"D  
Interior Desk: 19¾"D  
List \$1,639.00

## ADDITIONAL RECEPTION - SINGLE PANEL ADD-ON 55295


67"W x 32"D x 45½"H  
Top Counter: 13"D  
Interior Desk: 19½"D  
List \$1,489.00

## MOBILE PEDESTAL - BOX/FILE 55106

19¾"W x 19¾"D x 23"H  
List \$459.00



### FINISH/FRAME AVAILABLE:

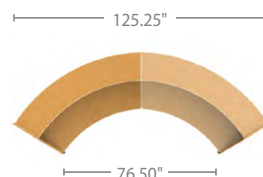


### STANDARD FEATURES

- Interchangeable with curved reception plexi-panel
- Thermofused laminate finished with self edge
- Wire management cutouts in interior desk
- Powder-coated painted steel frame
- Silver frame standard
- No tools required for assembly

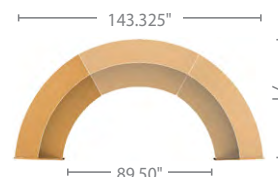
### 2 UNIT RECEPTION

(1) 55290 "MAIN" x (1) 55295 "ADD-ON"



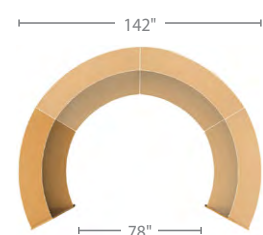
### 3 UNIT RECEPTION

(1) 55290 "MAIN" x (2) 55295 "ADD-ON"



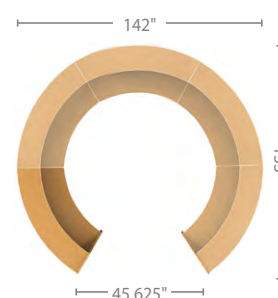
### 4 UNIT RECEPTION

(1) 55290 "MAIN" x (3) 55295 "ADD-ON"



### 5 UNIT RECEPTION

(1) 55290 "MAIN" x (4) 55295 "ADD-ON"



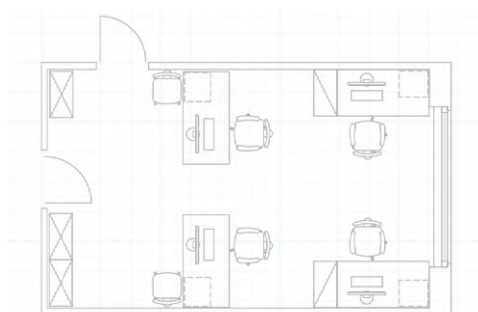
# OS Laminate Collection by OfficeSource™

## DESIGN YOUR OWN WITH OfficeSource™

The following **30 PAGES** provide components and options that work together, so you can customize your office to fit your space, needs & style.



## PUT YOUR DESIGN INTO ACTION!



Environmentally Friendly



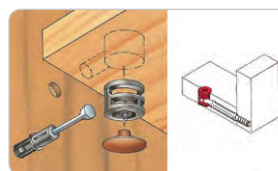
Ready to Assemble

Some items in this series come ready-to-assemble.

### STANDARD FEATURES



**3 Mil PVC Tough Edge**  
on all exposed edges



**Metal-to-Metal Cam-Lock Connections**  
for increased durability



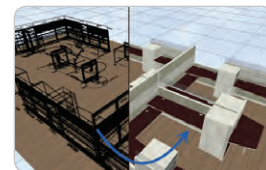
**Core Removable Locks, Grommets & Leveling Glides** included



**Top Quality Steel Ball Bearing Drawer Glides**



**Flared Drawer Pulls**  
Black & Silver



**Space Planning** - Series can be specified by your furniture professional.

### CHOICE OF EIGHT FINISHES W/STANDARD PULLS IN STOCK



Cherry  
w/Black Pulls




Mahogany  
w/Black Pulls



Honey  
w/Black Pulls



Maple  
w/Black Pulls



Espresso  
w/Silver Pulls



Modern Walnut  
w/Silver Pulls



Coastal Gray  
w/Silver Pulls



White  
w/Silver Pulls



## OS Laminate Collection by OfficeSource™ **HOW TO ORDER**

➔ **CHOOSE YOUR CONFIGURATION** – Most Popular

**COMPLEMENTS MANY OTHER SERIES**



Rectangular



Parallel



L-Shaped



U-Shaped



Reception



Collaborative

➔ **ADD STORAGE UNITS** – Hutches, Filing Cabinets, Storage Cabinets, Bookcases...



➔ **ADD SOME STYLE** – Both Step Front & Encore Components Have a Unique Style



Encore

**CONSIDER OPTIONAL DRAWER PULLS**

Adding style to your workplace.



Rectangular Pull



Silver Pull

➔ **ACCESSORIZE** – Hutches Doors & Tack Boards

4 Options to Choose From



Laminate Framed Glass Doors



Laminate Doors



Silver Framed Glass Doors



Sliding Silver Framed Glass Doors

5 Sizes & 2 Upholsteries Options  
+ New 2018 Glass Tack Board



Visconti Tack Board



Gray Tack Board



★ Magnetic Glass White Board

➔ **POWER UP** – Grommets, Cell Charger, Keyboards



Pull Out Power Grommet



★ **New 2018!**  
Cell Phone Charger Grommet



Keyboard System

## OS Laminate Collection by OfficeSource™

## COMPONENTS



Please Note: Pedestals, Seating & Keyboard Trays sold separately.

## DESK OPTIONS



## DESK SHELL LIST PRICE

PL104	47"W x 24"D x 29"H	\$319.00
PL121	47"W x 30"D x 29"H	\$339.00
PL103	60"W x 30"D x 29"H	\$349.00
PL102	66"W x 30"D x 29"H	\$379.00
PL105	71"W x 30"D x 29"H	\$469.00
PL101	71"W x 36"D x 29"H	\$479.00
PLT4160	60"W x 30"D x 41"H	\$759.00 ★
PLT4166	66"W x 30"D x 41"H	\$789.00 ★★
PLT4172	72"W x 30"D x 41"H	\$799.00 ★★

## BOW FRONT DESK SHELL

PL187	66"W x 30/35½"D	\$599.00
PL189	71"W x 36/41"D	\$599.00



## BULLET TOPS LIST PRICE

PL131A*	66"W x 30"D	\$319.00
PL147A*	71"W x 36"D	\$379.00
MS720BLK	Leg (Black)	\$139.00
MS720SI	Leg (Silver)	\$159.00

\*Top & Side Panel Only. Must order MS720 or PLTWML leg.

## BULLET W/CORNER EXTENSION

PL133LA* (Shown) or PL133RA*	71"W x 30/42"D	\$699.00
*Top & Modesty Only. Must order MS725E leg.		
MS725BLK	Leg (Black)	\$139.00
MS725ESI	Leg (Silver)	\$159.00

## VERTEX LEG

PLTWML (Silver & White)	\$199.00 ★
-------------------------	------------

Additional Leg Option to support Bullet Tops



## DESK WITH CORNER EXTENSION LIST PRICE

PL177R or PL177L (Bow Front)	71"W x 30/36/42/48"D	\$749.00
PL178R or PL178L (Straight Front)	71"W x 30/42"D	\$749.00



## CORNER DESK SHELL LIST PRICE

PL163	36"W x 24"D	\$559.00
PL134	42"W x 24"D	\$499.00

## CORNER HUTCH - 36"H

PL126	42"W x 15"D	\$869.00
-------	-------------	----------

## CREDENZAS, RETURNS &amp; BRIDGES



## CREDENZA SHELL LIST PRICE

PL129	60"W x 24"D	\$349.00
PL111	66"W x 24"D	\$359.00
PL143	71"W x 24"D	\$379.00

## CREDENZA W/CORNER EXTENSION

PL181L or PL181R (Shown)	66"W x 24/36"D	\$539.00
PL182L or PL182R	71"W x 24/36"D	\$549.00

## 1/2 LEG LIST PRICE

PL142	1/2 Leg (12¾"W)	\$67.00
-------	-----------------	---------

(Optional PL142 replaces the full gable so the credenza shell can be used in return application.)



## Reversible Return List Price

PL194	24"W x 24"D	\$219.00
PL179	30"W x 24"D	\$229.00
PL198	35"W x 24"D	\$239.00
PL192	35"W x 24"D	\$239.00
PL146	42"W x 20"D	\$309.00
PL196	42"W x 24"D	\$309.00
PL145	47"W x 24"D	\$319.00

## BRIDGE

PL195	24"W x 24"D	\$199.00
PL188	30"W x 24"D	\$209.00
PL193	35"W x 24"D	\$219.00
PL197	42"W x 24"D	\$259.00
PL170	47"W x 24"D	\$259.00

## RECEPTION STATION



## RECEPTION DESK SHELL &amp; RETURN

PL169NTT Reception Unit	71"W x 30"D x 40½"H	\$580.00
PL180 Reversible	42"W x 24"D x 40½"H	\$359.00

## OPTIONAL TRANSACTION TOPS &amp; RISER

PL169TT	Laminate Top	\$129.00
PL169RISERBRU	Metal Counter Riser (Elevates Laminate Transaction Tops)	\$79.00
PL169TTGLASSWH	Glass Top (Metal Riser Included)	\$499.00

Please Note: Reception Desk Shell does not require Transaction Top. In addition when purchasing an optional Transaction Top, Metal Counter Risers are not required.

★ Gold Stars Indicate Product New for 2018.

All work surfaces are 29½"H. Top thickness: (PL) 1"Thick. Measurements are approximate as they are rounded up to the next full inch.

## FINISHES IN STOCK:





# OS Laminate Collection by OfficeSource™

## COMPONENTS



## OS LAMINATE - STEP FRONT COMPONENTS

### ➔ DESK TOP OPTIONS



#### DESK TOP W/MODESTY PANEL

PL401\* 71"W x 36"D \$399.00  
PL402\* 66"W x 30"D \$349.00

#### BOW TOP W/MODESTY PANEL

PL489\* 71"W x 36/41"D \$489.00



#### PORKCHOP TOP W/MODESTY

**PANEL** - (Left or Right) **LIST PRICE**  
PL477L\* or PL477R\* (Shown)  
71"W x 30/36/42/48"D \$599.00

**\*Note:** Step Front Desk Tops require False Pedestals for support.

### ➔ PEDESTALS & OPTIONS



#### FALSE PEDESTALS

**LIST PRICE**  
PL46830\*\*  
15¾"W x 29½"D x 28½"H \$289.00  
(For use with PL402, PL477)  
PL46836\*\*  
15¾"W x 35½"D x 28½"H \$299.00  
(For use with PL401, PL489)  
PL46842\*\*  
15¾"W x 41½"D x 28½"H \$339.00  
(For use with PL477)

#### OPTIONAL LOCK CORE KIT

PLLOCKCOREKIT \$35.00 ea.

**\*\*Note:** False Pedestals required under PL401, PL402, PL489, PL447L & PL477R.



#### FULL PEDESTALS

**LIST PRICE**  
PL166 (Box/Box/File)  
15½"W x 22"D x 28½"H \$449.00  
PL175 (File/File)  
15½"W x 22"D x 28½"H \$459.00



#### OPTIONAL GLASS MODESTY

**PANEL**  
PL71SGM **LIST PRICE**  
40"W x 28"H \$479.00  
(For use with PL401, PL477, PL489)

**DESIGN  
YOUR OWN  
WITH  
OfficeSource™**



**Environmentally Friendly**

## OS LAMINATE - ENCORE COMPONENTS

### ➔ DESK TOP OPTIONS



#### CRESCENT TABLE TOP

PLTCRS71 71"W x 36"D \$429.00  
**Note:** Must order (4) legs.

#### VECTOR TABLE TOP - (Left or Right)

PLTVEC66L or PLTVEC66R (Shown)  
66"W x 42"D \$489.00

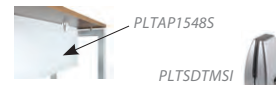
**Note:** Must order (2) legs.



#### ARC TABLE W/MODESTY PANEL

(Left or Right) **LIST PRICE**  
PLTARC71L (Shown) or  
PLTARC71R 71"W x 48"D \$939.00  
**Note:** Must order (2) legs.

### ➔ LEGS & OPTIONS



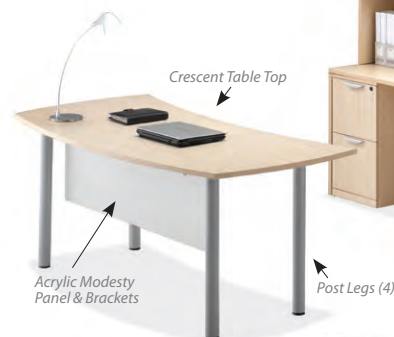
#### ACRYLIC MODESTY PANEL

**& BRACKET** **LIST PRICE**  
PLTAP1548S 48"W x 15"H \$209.00  
PLTSDTMSI (Brackets) \$55.00  
**Note:** For Crescent or Vector Tops Only.  
Must order brackets.



#### POST LEG (Black or Silver)

PLTLEGP 2½"Diameter  
\$99.00 ea.



#### Finishes In Stock:

Cherry, Mahogany, Honey, Maple, Espresso, Modern Walnut, Coastal Gray & White\*

**\*(Selected Skus) Not available in White:** PL401, PL402, PL477, PL489, PL46830, PL477L/R, PL46836 & PL46842.



Some items in this series come ready-to-assemble.

# OS Laminate Collection by OfficeSource™

## STORAGE OPTIONS!

**COMPONENTS**

**DESIGN YOUR OWN  
WITH OfficeSource™**



← PL152  
← PL152SGD  
  
← PL112

**Combine:**

1 (PL112) Lateral File +  
1 (PL152) Storage Cabinet +  
1 (PL152SGD) Door Kit to  
Create a Modern Storage Unit

**Combine:**

1 (PL112) Lateral File +  
1 (CUSH2136) Top Cushion to  
Create a Storage/Extra Seat Option



Top Cushion Upholstery Options:  
(CUSH2136 + CUSH1623)



Blue Green Dark Gray Visconti



(1) PL151 +  
(2) PL150151SGD  
Glass Doors

PL1007



**Storage On Wheels**

We carry several Mobile Storage Pedestal Options. Add a Top Cushion for extra seating.



**Combine:**

1 (PL156) Bookcase +  
1 (PLBCDK) Door Kit  
Creating a Combo Storage Option



**Combine:**

1 (PL166 or PL175) Full Pedestal +  
1 (PL1052 or PL1053) Cabinet  
to Create Vertical Storage Unit

**FINISHES IN STOCK: (SHOWN WITH STANDARD PULLS)**



\*Select SKUs

**OPTIONAL  
DRAWER PULLS**



**SILVER PULL**  
PLPULLHLNI  
List: \$25.00 ea.



**RECTANGULAR PULL**  
PLPULLRSI  
List: \$29.00 ea.





## OS Laminate Collection by OfficeSource™

## COMPONENTS

## → LATERALS




**COMBO LATERAL FILE** LIST PRICE  
PL114  
(Box/Box/File w/1 Lateral)  
31"W x 22"D x 29½"H \$899.00

**TWO DRAWER LATERAL FILE**  
PL112 (w/Removable Top)  
35½"W x 22"D x 29½"H \$799.00  
PL110 (Top to create credenza)  
71"W x 22"D x 1"H \$219.00  
Sits on Top of (2) PL112, PL113,  
PL1012, PL1013 or PL152.

**TOP CUSHION**  
CUSH2136 \$259.00  
(For PL112, PL113, PL1012 & PL1013)

**THREE DRAWER LATERAL FILE**  
PL183  
35½"W x 22"D x 42"H \$1,899.00  
**FOUR DRAWER LATERAL FILE**  
PL184  
35½"W x 22"D x 54½"H \$2,299.00



**Upholsteries In Stock (Top Cushion):**  
Celestial Blue, Lime Green, Dark Gray &  
Visconti.

## → PEDESTALS



**MOBILE PEDESTALS** LIST PRICE  
PL148 (Box/Box/File)  
16"W x 22"D x 28½"H \$599.00  
PL149 (File/File)  
16"W x 22"D x 28½"H \$629.00  
PL1007 (Box/File)  
16"W x 22½"D x 22½"H \$499.00

**TOP CUSHION**  
CUSH1623 (For PL1007) \$139.00

**CPU PEDESTAL - NO TOP**  
PL167\* (Reversible Door)  
12"W x 20"D x 28"H \$289.00

**OPTIONAL LOCKS & KEYS**  
**LOCK CORE KIT**  
PLLOCKCOREKIT \$35.00  
(Comes w/2 Keys)  
**BLANK KEY**  
PLKEYBLANK (Set of 2) \$19.00  
**MASTER KEY**  
PLMKEY (Set of 2) \$21.00

**HANGING PEDESTAL - 3/4**  
PL107 (Box/File)  
15½"W x 22"D x 19"H \$319.00  
PL108 (Box/File)  
15½"W x 19"D x 19"H \$319.00  
(Use with PL146 & PL198)  
**DELUXE PEDESTAL - FULL**  
PL166 (Box/Box/File)  
15½"W x 22"D x 28½"H \$449.00  
PL175 (File/File)  
15½"W x 22"D x 28½"H \$459.00  
PL66T\* (Top Panel For PL166/175)  
16"W x 22"D x 1"H \$69.00



**OPTIONAL CABINETS**  
(For PL166 & PL175)  
PL1052 Door Cabinet  
16"W x 22½"D x 20½"H \$379.00  
PL1053 Open Cabinet  
16"W x 22½"D x 20½"H \$299.00

**Your Choice:**  
Choose Hanging 3/4 Pedestals  
or Deluxe Full Pedestals. Then  
choose drawer configuration.  
You can even choose a CPU  
Pedestal as an option.

**Combine:**  
2 (PL112) Lateral Files + 1 (PL110) Top  
to Create Filing Storage Credenza



PL110  
(2) PL112



## → STORAGE CABINETS &amp; BOOKCASES



**STORAGE CABINET** LIST PRICE  
PL113 35½"W x 22"D x 29½"H \$469.00  
PL152 35½"W x 22"D x 37¼"H \$669.00  
PL151 35½"W x 22"D x 65½"H \$1,099.00

**TEMPERED GLASS SILVER FRAME  
CABINET DOORS**  
PL152SGD - Set of 2 (For PL152) \$499.00  
PL113SGD - Set of 2 (For PL113) \$289.00



**WARDROBE UNIT** LIST PRICE  
PL207  
23¾"W x 23¾"D x 65½"H \$1,599.00

**PERSONAL UNIT** LIST PRICE  
PL150 - 4 Adj. Shelves & Coat Rod  
18"W x 24"D x 65½"H \$849.00

**TEMPERED GLASS SILVER FRAME  
CABINET DOOR**  
PL150151SGD - 1 Per Box \$299.00  
(For PL150 & PL151)

**Note:** PL150151SGD - 1 Per Box,  
Order 2 for complete coverage on PL151.

**Finishes In Stock:**  
Cherry, Mahogany, Honey, Maple, Espresso,  
Modern Walnut, Coastal Gray & White\*

**\*(Selected Skus) Not available in White:**  
PL167, PL66T, PLBCXS, PL160, PL161, PL162



Some items in this series  
come ready-to-assemble.

**BOOKCASES - 32"W** LIST PRICE  
PL154 30"H x 14"D \$229.00  
PL155 48"H x 14"D \$299.00  
PL156 71"H x 14"D \$429.00

**BOOKCASE - DOOR KIT & EXTRA SHELF**  
PLBCDK 26"H x 16"W x ¾"D \$159.00  
PLBCXS\* Extra Shelf \$55.00  
(For Use on PL154, PL155, PL156)

Measurements are approximate as they are rounded up to the next full inch.



PL160  
PL161



**CORNER BOOKCASES** LIST PRICE  
PL160\* 30"H x 24"W \$459.00  
PL161\* 36"H x 15"W \$329.00  
PL162\* 66"H x 15"W \$499.00

**MATCHING CONFERENCE &  
RECEPTION TABLES AVAILABLE**

# OS Laminate Collection by OfficeSource™

## HUTCH OPTIONS!

**COMPONENTS**



### Options:

#### Freestanding Hutches –

Widths from 35½ to 71" Wide. Heights from 36 to 48" High.  
Add Optional Doors, Tack Boards, Vertical Organizers or Dividers.



### Options:

#### Wall Mounted Hutches –

Can be grouped together or hung separately.  
Hung staggered or straight. They come in three widths from 31 to 71"W.



**Ready to Assemble**

Some items in this series come ready-to-assemble.



### Options:

#### Support Vertical Hutch Organizer –

Not only does this unit provide support, the shelves can be used to organize materials in both lateral and vertical formats.



## DESIGN YOUR OWN WITH OfficeSource™



**Environmentally Friendly**



### FINISHES IN STOCK:

Cherry

Espresso

Mahogany

Honey

Maple

Modern Walnut

Coastal Gray

White\*  
(Selected SKUs)



# OS Laminate Collection by OfficeSource™

## COMPONENTS

### → OPEN HUTCHES WITHOUT DOORS



\*PL1440OH with  
Optional Tack Board



PL153

OPEN HUTCH	LIST PRICE
15"DEPTH x 36"H	
PL141OH - 60"W	\$509.00
PL140OH - 66"W	\$529.00
PL144OH - 71"W	\$539.00

OPEN HUTCH	LIST PRICE
-14"DEPTH x 36"H	
PL153 - 35½"W	\$389.00



OPEN HUTCH - WALL MOUNT	LIST PRICE
15"DEPTH x 17"H	
PL209OH * - 31"W	\$329.00
PL208OH * - 36½"W	\$359.00
PL2044OH* - 71"W	\$599.00

\*Doors Not Included



71"W Wall Mount Hutch  
Shown w/Optional  
Laminate Doors;  
2 Door Sets Pictured

### → OPEN HUTCHES OPTIONAL DOORS



#### OPTIONAL LAMINATE FRAMED GLASS DOORS

Set of 2	LIST PRICE
*PL44GLDRL - (See below)	\$149.00



#### OPTIONAL LAMINATE DOORS

Set of 2	LIST PRICE
PL40LD - (For PL140)	\$50.00
PL41LD - (For PL141, PL209)	\$50.00
*PL44LD - (See below)	\$50.00



#### OPTIONAL SILVER FRAMED GLASS DOORS

Set of 2	LIST PRICE
PL40SGD - (For PL140)	\$249.00
PL41SGD - (For PL141, PL209)	\$249.00
PL44SGD - (For PL144OH, PL208OH, PL2044OH)	\$249.00



#### OPTIONAL SLIDING GLASS DOORS

PL44SLIDESGD* - (2 Door Span)	\$169.00
PL44RAILSI - (Rails For PL144OH & PL2044OH)	\$99.00
PL08RAILSI - (Rails For PL208OH)	\$69.00

\*Sliding doors only for PL144OH, PL208OH & PL2044OH  
\*Doors only, must order rails.

**Note:** All SKUs beginning with **PL44** are (For PL144OH, PL208OH and PL2044OH)

### → HUTCHES WITH DOORS



\*Hutch Shown  
w/Optional Tack Board

48"W - HUTCH W/2 LAMINATE DOORS	LIST PRICE
15"D x 36"H	
PL125 - 47¼"W	\$589.00

42"W - CORNER HUTCH W/2 LAMINATE DOORS	LIST PRICE
15"D x 36"H	
PL126 - 42"W	\$869.00



\*Hutch Shown  
w/Optional Tack Board

#### Finishes In Stock:

Cherry, Mahogany, Honey, Maple, Espresso, Modern Walnut, Coastal Gray & White\*

**Please Note:** PL44GLDRL not available in white.

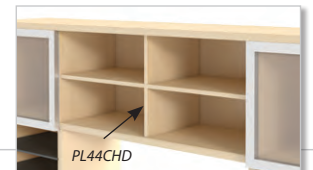


#### HIGH HUTCH W/LAMINATE DOORS

15"D x 48"H	LIST PRICE
PL130 - 71"W	\$979.00


#### OPTIONAL SILVER FRAMED GLASS DOORS

Set of 2	LIST PRICE
PL130SGD - (For PL130)	\$459.00



PL44CHD

### → HUTCHES ACCESSORIES



Gray Fabric

Visconti Fabric

Magnetic Glass White Board

**★ NEW!**

#### FABRIC TACK BOARDS

	DIMENSIONS	(GRAY FABRIC) LIST PRICE	(VISCONTI FABRIC) LIST PRICE
PL115 (Fits PL141)	58"W x ½"D x 16½"H	\$159.00	\$199.00
PL116 (Fits PL125)	45¼"W x ½"D x 16½"H	\$159.00	\$189.00
PL117 (Fits PL140)	64"W x ½"D x 16½"H	\$169.00	\$209.00
PL118 (Fits PL130 & PL144)	68¾"W x ½"D x 16½"H	\$189.00	\$229.00
PL124 (Fits PL126)	39¾"W x ½"D x 16½"H	\$239.00	\$279.00

#### MAGNETIC GLASS WHITE BOARD ★

GBM1769WH (Fits PL130 & PL144)	DIMENSIONS	LIST PRICE
	69"W x ½"D x 17"H	\$299.00



#### VERTICAL HUTCH ORGANIZER

PL122 - (Black Only)	12¼"W x 12¼"D
List:	\$189.00

#### CENTER HUTCH DIVIDER

PL44CHD - (8 Finishes)	Goes in center area of PL144OH or PL1044OH as option
List:	\$99.00



#### SUPPORT - VERTICAL HUTCH ORGANIZER

PL1022VHO	18¼"W x 13¾-14¾"D x 27½"H
• 1 Fixed Shelf (Finish matched)	+ 5 Adjustable Shelves (Black)
• Adj. Shelves can be inserted horizontally or vertically.	List: \$319.00

## OS Laminate Collection by OfficeSource™

## ACCESSORIES

## - GROMMET &amp; MOUNTABLE POWER CENTERS

Add the Convenience of Direct Power &amp; Data into your Workstations.

FOR A COMPLETE LISTING OF ALL ACCESSORIES;  
PLEASE REFER TO ACCESSORY SECTION  
LOCATED IN THE BACK OF CATALOGPOWER OUTLETS  
+ 2 USB CHARGERS**PULL OUT POWER GROMMET**  
**OSF1000BLK**

- Fits all OS Laminate Grommets (2 3/8")

List: \$139.00

## POWER OUTLET + USB CHARGER

**POWER CENTER**

OSF3000BLK

- Fits all OS Laminate Grommets (2 3/8")

List: \$99.00

## CELL CHARGING STATION

★ **NEW!****CELL PHONE CHARGER** ★

OSF7000BLK

- Fits all OS Laminate Grommets (2 3/8")
- Includes Apple Adapter.

List: \$149.00

POWER OUTLETS  
+ 2 USB CHARGERS

Daisy Chainable!

**UNDER SURFACE MOUNT**

OSF5000BLK

- Daisy Chainable

List: \$179.00

**PULL OUT, HIDDEN OR EXPOSED – YOUR CHOICE!**

We all know it's a hassle to crawl below your desk to plug into USB ports and electrical outlets, and there are times when you'd rather not have to deal with an iPhone® charger cord snaking its way across your workspace. We have solutions!

**POWER  
OPTIONS EASILY  
FIELD-INSTALLED  
into all laminate  
worksurfaces.**

## GROMMETS

**BLACK GROMMET**

PLSQGRMBLK

List: \$35.00 ea.

**SILVER GROMMET**

PLSQGRMSI

List: \$35.00 ea.

**SURFACE  
MOUNTABLE  
POWER****SURFACE MOUNT POWER**


OSF6000SI

- Can be mounted on top or under surface. Also, sideways mountable!

List: \$149.00

## - TASK LIGHTING

Light up your worksurface with our dimmable task light!



Dimmable!

★ **NEW!****24" DIMMABLE TASK LIGHT**

PLEDDMITL24MAGBLK

\$229.00

**48" DIMMABLE TASK LIGHT**

PLEDDMITL48MAGBLK

\$319.00

## - MONITOR ARMS

Free up valuable desk space! Our monitor arms are the ideal solution for supporting flat panel displays above the work surface.




SINGLE ARM

**DELUXE SINGLE LCD ARM**

227CS

\$299.00



DUAL ARM

**DELUXE DUAL LCD ARM**

627CS


\$399.00

★ **NEW!****4 SIDED MOBILE  
POWER TOWER** ★

OSF8000SI

- Per Side: 2 Electrical Sockets; 2 USB Jacks; On/off Switch
- 14' Power Cord
- 39 3/8" High

List: \$999.00



DETAIL




## - DESK ACCESSORIES

Free up space on your work surface by adding Keyboard Systems, Center Drawers and CPU Holders!

Gold Stars Indicate  
Product New for 2018.**LIFT & LOCK W/TEAR DROP**

OSF700BLK

\$279.00

**BLACK CENTER DRAWER**

CDR1BLK

\$99.00

**CPU HOLDER**

OSF100BLK

\$199.00

## - LOCK CORES &amp; KEYS

Replace lock core on file drawers or storage cabinets, allowing all files to be keyed alike.



Blank Key

**LOCK CORE KIT**PLLOCKCOREKIT \$35.00  
(Comes w/2 Keys)**BLANK KEY**PLKEYBLANK \$19.00  
(Set of 2)**MASTER KEY**

PLMKEY (Set of 2) \$21.00

Compatible with OS Laminate Products!



### - MODULAR ELECTRIC SYSTEMS

#### HOW TO ORDER:

1. Determine the configurations that need powered and electrical load requirements.
2. Choose **Base Feed**.\*\*
3. Establish placement of **Power Blocks**.
4. Identify **Receptacles** per power block.
5. To figure harness length take the center of the item where the power blocks are to be placed plus the length of any items the harness needs to pass under, subtract 7" and use the next larger size harness, unless measurement is exactly the size of a harness.


#### For Example:

Sample #1 the power blocks are centered in the 42" returns, so half the return size is 21" for each return (21" + 21") plus 30" depth of the peninsula, minus 7".

(21" + 21" + 30" - 7" = **65" harness length**)

6. Determine needed accessories.

#### BASE FEED

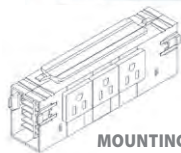


84SB272 - 6' Length  
84SB2144 - 12' Length

**Note:** 8 Wire, 4 Circuit System.  
**Must be hardwired by a Licensed Electrician.**

#### POWER BLOCK 84AA/78MB\*

84S1BL150, 84S2BL150, 84S4BL150



Power block does not include the receptacles shown.

**BLOCK IS TWO SIDED.  
MOUNTING BRACKET INCLUDED.**

#### CHANNEL & DATA JACK



**METAL CHANNEL**  
PLTPC18  
(Black)

- Under Table Mountable
- Accommodates Modular Electric System items



**DATA JACK**  
(Use with PLTPC18)  
ABLAB (Black)

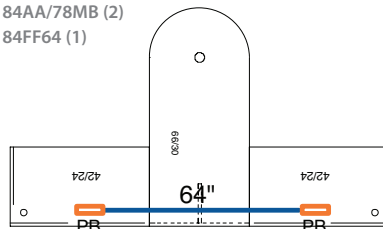
#### HARNESS



Available Lengths - 17" to 95"

#### SAMPLE 1 - OS CONFIGURATION

- 84AA/78MB (2)
- 84FF64 (1)



- Base feed required - please choose appropriate length.\*\*

#### SAMPLE 3 - OS CONFIGURATION

- 84AA/78MB (2)
- 84FF64 (1)



- Base feed required - please choose appropriate length.\*\*

#### SAMPLE 2 - OS CONFIGURATION

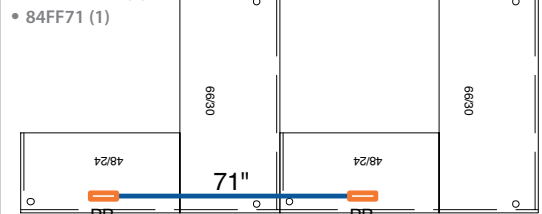
- 84AA/78MB (3)
- 84FF35 (1)
- 84FF71 (1)



- Base feed required - please choose appropriate length.\*\*

#### SAMPLE 4 - OS CONFIGURATION

- 84AA/78MB (2)
- 84FF71 (1)



- Base feed required - please choose appropriate length.\*\*

MODEL #	DESCRIPTION	LIST PRICE	MODEL #	DESCRIPTION	LIST PRICE
84SB272	72" Multi Circuit Hardwire Whip	\$170.00	84FF17	Harness - 17"	\$115.00
8420AP1	72" Single Circuit Whip w/20 AMP Plug	\$265.00	84FF23	Harness - 23"	\$120.00
84SB2144	12' Base Feed (Extra Long)	\$270.00	84FF29	Harness - 29"	\$130.00
ABLAB	Data Jack - RJ11 Cat 3 Phone & RJ45 Cat 6 Data (Use with PLTPC18)	\$115.00	84FF35	Harness - 35"	\$140.00
84AA/78MB	Power Block*	\$60.00	84FF41	Harness - 41"	\$145.00
84S1BL150	Receptacle 1	\$20.00	84FF47	Harness - 47"	\$155.00
84S2BL150	Receptacle 2	\$20.00	84FF53	Harness - 53"	\$165.00
84S4BL150	Receptacle 4	\$20.00	84FF59	Harness - 59"	\$170.00
84SIGOR150	Isolated Receptacle 3***	\$23.00	84FF64	Harness - 64"	\$180.00
8SR	Receptacle Removal Tool	\$10.00	84FF71	Harness - 71"	\$190.00
PLTPC18	Metal Channel (Under Table Mountable)	\$59.00	84FF77	Harness - 77"	\$200.00
			84FF83	Harness - 83"	\$205.00
			84FF89	Harness - 89"	\$215.00
			84FF95	Harness - 95"	\$225.00

\*Mounting bracket included.

\*\*Base feed required.

\*\*\* Isolated receptacles are to protect electronic equipment from electromagnetic noise.

**Note:** In some configurations the power block will not be centered.

*Can Be Retrofitted Into  
New & Existing Furniture!*



Items on this page may be shipped by a small package carrier.

#### SAMPLE 5 - OS CONFIGURATION

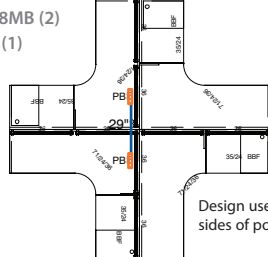
- 84AA/78MB (3)
- 84FF35 (1)
- 84FF77 (1)



- Base feed required - please choose appropriate length.\*\*

#### SAMPLE 6 - OS CONFIGURATION

- 84AA/78MB (2)
- 84FF29 (1)

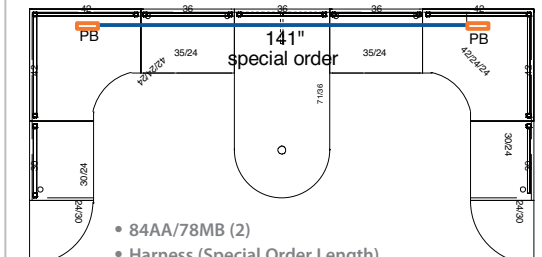


Design uses both sides of power block

- Base feed required - please choose appropriate length.\*\*

#### SAMPLE 7 - OS CONFIGURATION

- 84AA/78MB (2)
- Harness (Special Order Length)



- Base feed required - please choose appropriate length.\*\*

## OS Laminate Collection by OfficeSource™

TYPICALS



Environmentally Friendly

**TYPICAL OS74****Total List: \$6,814.00***Excludes Seating & Accessories.*Overall Dimensions:

107"W x 65½"H

**TYPICAL OS20****Total List: \$3,313.00***Excludes Keyboard System & Accessories.*Overall Dimensions:

71"W x 112"D x 78"H

**TYPICAL OS44****Total List: \$4,450.00***Excludes Seating & Accessories.*Overall Dimensions:

154"W x 71"D x 29½"H

**TYPICAL OS74**

MODEL #	QTY	DESCRIPTION	W x D x H	LIST PRICE
PL189	1	Bow Front Desk Shell	71 x 36/41 x 29½	\$599.00
PL166	2	Deluxe Full Pedestal - B/B/F	15½ x 22 x 28½	\$449.00 ea.
PL150	2	Personal Storage Cabinet	18 x 24 x 65½	\$849.00 ea.
PL150151SGD	2	Glass Storage Cabinet Doors	18 x ½ x 65½	\$299.00 ea.
PL113	2	Storage Cabinet - 29½"H	35½ x 22 x 29½	\$469.00 ea.
PL113SGD	2	Glass Storage Cabinet Doors	17¾ x ½ x 29½	\$289.00 ea.
PL110	1	Top (To Create Credenza)	71 x 22 x 1	\$219.00
PL2044OH	1	Wall Mount - Open Hutch	71 x 15 x 17	\$599.00
PL44SGD	2	Silver Frame Glass Doors	17 x ¾ x 15¾	\$249.00 ea.
PL118	1	Tack Board (Gray Fabric)	68% x ½ x 16½	\$189.00

**TYPICAL OS20**

MODEL #	QTY	DESCRIPTION	W x D x H	LIST PRICE
PL189	1	Bow Front Desk Shell	71 x 36/41 x 29½	\$599.00
PL170	1	Bridge	47 x 24 x 29½	\$259.00
PL143	1	Credenza Shell	71 x 24 x 29½	\$379.00
PL166	1	Deluxe Full Pedestal - B/B/F	15½ x 22 x 28½	\$449.00
PL130	1	High Hutch	71 x 15 x 48	\$979.00
PL130SGD	1	Silver Frame Glass Doors	17¾ x ½ x 48	\$459.00
PL118	1	Tack Board (Gray Fabric)	68% x ½ x 16½	\$189.00

**TYPICAL OS44**

MODEL #	QTY	DESCRIPTION	W x D x H	LIST PRICE
PL133RA	2	Bullet w/Corner Extension - Rt	71 x 30/42 x 29½	\$699.00 ea.
MS725BLK	2	Black Leg	6½"Dia x 30"H	\$139.00 ea.
PL192	2	Reversible Return	35 x 24 x 29½	\$239.00 ea.
PL166	2	Deluxe Full Pedestal - B/B/F	15½ x 22 x 28½	\$449.00 ea.
PL2044OH	2	Wall Mount - Open Hutch	71 x 15 x 17	\$599.00 ea.
PL44LD	4	Laminate Doors (Sets of 2)	17¾ x ½ x 15¾	\$50.00 ea.



## OS Laminate Collection by OfficeSource™ TYPICALS



**TYPICAL OS130** ★  
**Total List: \$3,196.00**  
*Excludes Seating & Accessories.*  
Single Desk Dimensions:  
72"W x 30"D x 41"H

MODEL #	QTY	DESCRIPTION	W x D x H	LIST PRICE
PLT4172	4	Rectangular Desk Shell	72 x 30 x 41	\$799.00 ea.




**TYPICAL OS87**  
**Total List: \$2,522.00**  
*Excludes Seating & Accessories.*  
Overall Dimensions:  
66"W x 101"D x 65½"H

MODEL #	QTY	DESCRIPTION	W x D x H	LIST PRICE
PL131A	1	Bullet Top (Top & Side)	66 x 30 x 29½	\$319.00
MS720BLK	1	Black Leg	6½"Dia x 29½"H	\$139.00
PL193	1	Bridge	35 x 24 x 29½	\$219.00
PL181L	1	Credenza w/Corner Ext.	66 x 24/36 x 29½	\$539.00
PL107	1	Hanging Pedestal - B/F	15½ x 22 x 19	\$319.00
PL140OH	1	Open Hutch	66 x 15 x 36	\$529.00
PL40SGD	1	Silver Frame Glass Doors	18 x ½ x 15¾	\$249.00
PL117	1	Tack Board (Visconti Fabric)	64 x ½ x 16½	\$209.00

**TYPICAL OS86**  
**Total List: \$2,524.00**  
*Excludes Accessories.*  
Overall Dimensions:  
71"W x 83"D x 65½"H

MODEL #	QTY	DESCRIPTION	W x D x H	LIST PRICE
PL101	1	Desk Shell	71 x 36 x 29½	\$479.00
PL145	1	Reversible Return	47 x 24 x 29½	\$319.00
PL166	1	Deluxe Full Pedestal - B/B/F	15½ x 22 x 28½	\$449.00
PL175	1	Deluxe Full Pedestal - F/F	15½ x 22 x 28½	\$459.00
PL144OH	1	Open Hutch	71 x 15 x 36	\$539.00
PL44LD	1	Laminate Doors (Sets of 2)	17¾ x ½ x 15¾	\$50.00
PL118	1	Tack Board (Visconti Fabric)	68½ x ½ x 16½	\$229.00

### FINISHES IN STOCK:




*Drawer Pulls - Cherry, Mahogany, Honey, Maple, come standard with Black pulls, while Espresso, Modern Walnut, Coastal Gray and White come standard with silver. Optional Silver and Square handles available for small up-charge.*





OS Laminate Collection by OfficeSource™ **TYPICALS**

MAHOGANY

**TYPICAL OS88**  
**Total List: \$2,903.00***Excludes Seating & Accessories.*Overall Dimensions:  
112"W x 71"D x 65½"HGrommets - Help manage  
workstation cords.**TYPICAL OS89**  
**Total List: \$2,723.00***Excludes Accessories.*Overall Dimensions:  
71"W x 83"D x 65½"H**TYPICAL OS90**  
**Total List: \$1,706.00***Excludes Accessories.*Overall Dimensions:  
71"W x 83"D x 29½"H**FINISHES IN STOCK:****TYPICAL OS88**

MODEL #	QTY	DESCRIPTION	W x D x H	LIST PRICE
PL189	1	Bow Front Desk Shell	71 x 36/41 x 29½	\$599.00
PL193	1	Bridge	35 x 24 x 29½	\$219.00
PL182R	1	Credenza w/Corner Ext (Rt)	71 x 24/36 x 29½	\$549.00
PL166	1	Deluxe Full Pedestal - B/B/F	15½ x 22 x 28½	\$449.00
PL144OH	1	Open Hutch	71 x 15 x 36	\$539.00
PL44SGD	1	Silver Frame Glass Doors	17 x ¾ x 15¾	\$249.00
GBM1769WH	1	Magnetic Glass White Board	69 x ½ x 17	\$299.00

**TYPICAL OS89**

MODEL #	QTY	DESCRIPTION	W x D x H	LIST PRICE
PL101	1	Desk Shell	71 x 36 x 29½	\$479.00
PL145	1	Reversible Return (Rt)	47 x 24 x 29½	\$319.00
PL166	1	Deluxe Full Pedestal - B/B/F	15½ x 22 x 28½	\$449.00
PL175	1	Deluxe Full Pedestal - F/F	15½ x 22 x 28½	\$459.00
PL144OH	1	Open Hutch	71 x 15 x 36	\$539.00
PL44SGD	1	Silver Frame Glass Doors	17 x ¾ x 15¾	\$249.00
PL118	1	Tack Board (Visconti Fabric)	68¾ x ½ x 16½	\$229.00

**TYPICAL OS90**

MODEL #	QTY	DESCRIPTION	W x D x H	LIST PRICE
PL101	1	Desk Shell	71 x 36 x 29½	\$479.00
PL145	1	Reversible Return (Lt)	47 x 24 x 29½	\$319.00
PL166	1	Deluxe Full Pedestal - B/B/F	15½ x 22 x 28½	\$449.00
PL175	1	Deluxe Full Pedestal - F/F	15½ x 22 x 28½	\$459.00

*Drawer Pulls - Cherry, Mahogany, Honey, Maple, come standard with Black pulls, while Espresso, Modern Walnut, Coastal Gray and White come standard with silver. Optional Silver and Square handles available for small up-charge.*



# OS Laminate Collection by OfficeSource™ TYPICALS



TEMPERED  
SLIDING GLASS DOORS  
Create a Modern Look!

**EASY TO ASSEMBLE!**  
**METAL TO METAL**  
**CAM-LOCK CONNECTION FOR**  
**INCREASED DURABILITY!**

# MAHOGANY



**Environmentally Friendly**



### TYPICAL OS58 Total List: \$2,861.00

*Excludes Seating & Accessories.*  
**Overall Dimensions:**  
101"W x 71"D x 65½"H

### TYPICAL OS58

MODEL #	QTY	DESCRIPTION	W x D x H	LIST PRICE
PL133LA	1	Bullet w/Corner Extension	71 x 30/42 x 29½	\$699.00
MS725BLK	1	Black Leg	6½"Dia x 30"H	\$139.00
PL193	1	Bridge	35 x 24 x 29½	\$219.00
PL143	1	Credenza Shell	71 x 24 x 29½	\$379.00
PL166	1	Deluxe Full Pedestal - B/B/F	15½ x 22 x 28½	\$449.00
PL144OH	1	Open Hutch	71 x 15 x 36	\$539.00
PL44SLIDESGD	2	Sliding Glass Doors	18 x ½ x 15¾	\$169.00 ea.
PL44RAILSI	1	Rails for PL44SLIDESGD	1 x 1 x 69	\$99.00



### TYPICAL OS7 Total List: \$3,610.00

*Excludes Keyboard System & Accessories.*  
**Overall Dimensions:**  
101"W x 95"D x 65½"H

### TYPICAL OS7

MODEL #	QTY	DESCRIPTION	W x D x H	LIST PRICE
PL177L	1	Desk w/Corner Extension (Lt)	71 x 30/42 x 29½	\$749.00
PL193	1	Bridge	35 x 24 x 29½	\$219.00
PL143	1	Credenza Shell	71 x 24 x 29½	\$379.00
PL166	1	Deluxe Full Pedestal - B/B/F	15½ x 22 x 28½	\$449.00
PL144OH	1	Open Hutch	71 x 15 x 36	\$539.00
PL44GLDRL	2	Laminate Frame Glass Doors	18 x ½ x 15¾	\$149.00 ea.
PL118	1	Tack Board (Gray Fabric)	68¾ x ½ x 16½	\$189.00
PL161	1	Corner Bookcase	15 x 15 x 36	\$329.00
PL160	1	Corner Bookcase	24 x 24 x 30	\$459.00



### TYPICAL OS8 Total List: \$2,563.00

*Excludes Keyboard System & Accessories.*  
**Overall Dimensions:**  
107"W x 71"D x 65½"H

### TYPICAL OS8

MODEL #	QTY	DESCRIPTION	W x D x H	LIST PRICE
PL147A	1	Bullet Top (Top & Side)	71 x 36 x 29½	\$379.00
MS720BLK	1	Black Leg	6½"Dia x 30"H	\$139.00
PL193	1	Bridge	35 x 24 x 29½	\$219.00
PL182L	1	Credenza w/Corner Ext.	71 x 24/36 x 29½	\$549.00
PL144OH	1	Open Hutch	71 x 15 x 36	\$539.00
PL44LD	2	Laminate Doors (Sets of 2)	17¾ x ½ x 15¾	\$50.00 ea.
PL166	1	Deluxe Full Pedestal - B/B/F	15½ x 22 x 28½	\$449.00
PL118	1	Tack Board (Gray Fabric)	68¾ x ½ x 16½	\$189.00



*Bookcases - Space Saver -  
At only 24"W, it tucks nicely  
into the tightest of spaces.*



OS Laminate Collection by OfficeSource™ **TYPICALS**


# MODERN WALNUT



Environmentally Friendly

**TYPICAL OS73** ★  
**Total List: \$4,509.00**

Excludes Accessories.  
Overall Dimensions:  
112"W x 71"D x 65½"H



Risers - Elevates  
Transaction Top

**TYPICAL OS77**  
**Total List: \$1,426.00**

Excludes Seating &  
Accessories.  
Overall Dimensions:  
71"W x 35½"D x 42½"H



\*Height does not include  
wall mounted hutches

**TYPICAL OS30**  
**Total List: \$3,012.00**

Excludes Seating &  
Accessories.  
Overall Dimensions:  
107"W x 71"D x 29½"H\*

**TYPICAL OS73**

MODEL #	QTY	DESCRIPTION	W x D x H	LIST PRICE
PL133RA	1	Bullet w/Corner Extension - Rt	71 x 30/42 x 29½	\$699.00
MS725ESI	1	Silver Leg	6½"Dia x 30"H	\$159.00
PL192	1	Reversible Return	35 x 24 x 29½	\$239.00
PL1007	1	Mobile Pedestal - B/F	16 x 22½ x 22½	\$499.00
PL208OH	2	Wall Mount - Open Hutch	36½ x 15 x 17	\$359.00 ea.
PL44SGD	2	Silver Frame Glass Doors	17 x ¾ x 15¾	\$249.00 ea.
PL151	1	Storage Cabinet	35½ x 22 x 65½	\$1,099.00
PL150151SGD	2	Silver Frame Glass Door	35½ x ½ x 65½	\$299.00 ea.

**TYPICAL OS77**

MODEL #	QTY	DESCRIPTION	W x D x H	LIST PRICE
PL169NTT	1	Reception Desk Shell	71 x 30 x 40½	\$580.00
PL169TT	1	Transaction Top	71 x 17¾ x 1	\$129.00
PL169RISERBRU	1	Metal Counter Riser	3/4 Dia x 1 H	\$79.00
PL107	2	Hanging 3/4 Pedestal - B/F	15½ x 22 x 19	\$319.00 ea.

**TYPICAL OS30**

MODEL #	QTY	DESCRIPTION	W x D x H	LIST PRICE
PL177R	1	Desk w/Corner Extension - Rt	71 x 30/36/48 x 29½	\$749.00
PL193	1	Bridge	35 x 24 x 29½	\$219.00
PL143	1	Credenza Shell	71 x 24 x 29½	\$379.00
PL166	1	Deluxe Full Pedestal - B/B/F	15½ x 22 x 28½	\$449.00
PL208OH	2	Wall Mount - Open Hutch	36½ x 15 x 17	\$359.00 ea.
PL44SGD	2	Silver Frame Glass Doors	17 x ¾ x 15¾	\$249.00 ea.



Gold Stars Indicate  
Product New for 2018.



OS Laminate Collection by OfficeSource™ **TYPICALS**

Gold Stars Indicate  
Product New for 2018.

\*Height does not include  
wall mounted hutches



#### TYPICAL OS111

Total List: \$8,394.00

Excludes Seating &  
Accessories.

Overall Dimensions:  
142"W x 77"D x 42½"H\*




#### TYPICAL OS31

Total List: \$1,626.00

Excludes Seating &  
Accessories.

Overall Dimensions:  
66"W x 66"D x 29½"H\*

#### FINISHES IN STOCK:



#### TYPICAL OS111

MODEL #	QTY	DESCRIPTION	W x D x H	LIST PRICE
PL169NTT	2	Reception Desk Shell	71 x 30 x 40½	\$580.00 ea.
PL169TT	2	Transaction Top	71 x 17½ x 1	\$129.00 ea.
PL169RISERBRU	2	Metal Counter Riser	3/4 Dia x 1 H	\$79.00 ea.
PL107	4	Hanging 3/4 Pedestal - B/F	15½ x 22 x 19	\$319.00 ea.
PL113	4	Storage Cabinet	35½ x 22 x 29½	\$469.00 ea.
PL113SGD	4	Glass Storage Cabinet Doors	17¾ x ½ x 25	\$289.00 ea.
PL110	2	Credenza Top	71 x 22 x 1	\$219.00 ea.
PL2044OH	2	Wall Mount - Open Hutch	71 x 15 x 17	\$599.00 ea.
PL44SLIDESGD	4	Sliding Glass Doors	18 x ½ x 16	\$169.00 ea.
PL44RAILSI	2	Rails for PL44SLIDESGD	34 x ½ x 1	\$99.00 ea.

#### TYPICAL OS31

MODEL #	QTY	DESCRIPTION	W x D x H	LIST PRICE
PL181R	1	Credenza w/Corner Ext. - Rt	66 x 24/36 x 29½	\$539.00
PL179	1	Reversible Return	30 x 24 x 29½	\$229.00
PL166	1	Deluxe Full Pedestal - B/B/F	15½ x 22 x 28½	\$449.00
PL208OH	1	Wall Mount - Open Hutch	36½ x 15 x 17	\$359.00
PL44LD	1	Laminate Door (Set of 2)	17¾ x ½ x 15¾	\$50.00

Drawer Pulls - Cherry, Mahogany, Honey, Maple, come standard with Black pulls, while Espresso, Modern Walnut, Coastal Gray and White come standard with silver. Optional Silver and Square handles available for small up-charge.

OS Laminate Collection by OfficeSource™ **TYPICALS****ESPRESSO**

Environmentally Friendly

**TYPICAL OS125** ★  
**Total List: \$5,172.00**

Excludes Seating &amp; Accessories.

Overall Dimensions:  
107"W x 95"D x 65½"H**TYPICAL OS43**  
**Total List: \$5,553.00**

Excludes Seating &amp; Accessories.

Overall Dimensions:  
114"W x 72"D x 29½"HGold Stars Indicate  
Product New for 2018.**TYPICAL OS2**  
**Total List: \$1,546.00**

Excludes Keyboard System &amp; Accessories.

Overall Dimensions:  
77"W x 71"D x 29½"H**TYPICAL OS125**

MODEL #	QTY	DESCRIPTION	W x D x H	LIST PRICE
PL147A	1	Bullet Top (Top & Side)	71 x 36 x 29½	\$379.00
PLTWML	1	Vertex Leg	8 x 21 x 28½	\$199.00
PL170	1	Bridge	47 x 24 x 29½	\$259.00
PL143	1	Credenza Shell	71 x 24 x 29½	\$379.00
PL114	1	Combo Lateral File - B/B/F/Lat.	31 x 22 x 29½	\$899.00
PL144OH	1	Open Hutch	71 x 15 x 36	\$539.00
PL44SGD	2	Silver Frame Glass Doors	17 x ¾ x 15¾	\$249.00 ea.
PL118	1	Tack Board (Gray Fabric)	68½ x ½ x 16½	\$189.00
PL207	1	Wardrobe Unit	23¾ x 23¾ x 65½	\$1,599.00
PLPULLRSI	8	Rectangular Pulls		\$29.00 ea.

**TYPICAL OS43**

MODEL #	QTY	DESCRIPTION	W x D x H	LIST PRICE
PL477L	1	Porkchop Top w/Modesty - Lt	71 x 30/36/48 x 29½	\$599.00
PL71SGM	1	Glass Modesty Panel	40 x 1¼ x 28	\$479.00
PL166	1	Deluxe Full Pedestal - B/B/F	15½ x 22 x 28½	\$449.00
PL46830	1	False Pedestal	15¾ x 29½ x 28½	\$289.00
PL46842	1	False Pedestal	15¾ x 41½ x 28½	\$339.00
PL111	1	Credenza Shell	66 x 24 x 29½	\$359.00
PL142	1	Half Leg	12¾"W	\$67.00
PL1012	1	Two Drawer Personal Cabinet	35½ x 22 x 22	\$879.00
PL1013	1	Open Bookcase	35½ x 22 x 22	\$399.00
CUSH2136	1	Top Cushion	35½ x 22 x 1½	\$259.00
PL110	1	Credenza Top	71 x 22 x 1	\$219.00
PL208OH	2	Wall Mount - Open Hutch	36½ x 15 x 17	\$359.00 ea.
PL44SGD	2	Silver Frame Glass Doors	17 x ¾ x 15¾	\$249.00 ea.

**TYPICAL OS2**

MODEL #	QTY	DESCRIPTION	W x D x H	LIST PRICE
PL133LA	1	Bullet w/Corner Extension - Lt	71 x 30/42 x 29½	\$699.00
PL192	1	Reversible Return	35 x 24 x 29½	\$239.00
PL166	1	Deluxe Full Pedestal - B/B/F	15½ x 22 x 28½	\$449.00
MS725ESI	1	Silver Leg	6½"Dia x 30"H	\$159.00



OS Laminate Collection by OfficeSource™ **TYPICALS**

**EASILY TRANSFORM THE LOOK OF YOUR WORKSTATION BY SIMPLY UPGRADING THE PULL OPTION!**

SUITE SHOWN HERE WITH OPTIONAL RECTANGULAR PULL.

**TYPICAL OS112** ★  
**Total List: \$2,619.00**

*Excludes Seating & Accessories.*

Overall Dimensions:  
71"W x 95"D x 29½"H

**TYPICAL OS112**

MODEL #	QTY	DESCRIPTION	W x D x H	LIST PRICE
PL177R	1	Desk w/Corner Extension (Rt)	71 x 30/36/42/48 x 29½	\$749.00
PL145	1	Reversible Return	47 x 24 x 29½	\$319.00
PL166	1	Deluxe Full Pedestal - B/B/F	15½ x 22 x 28½	\$449.00
PL114	1	Combo Lateral File - B/B/F/Lat.	31 x 22 x 29½	\$899.00
PLPULLRSI	7	Rectangular Pulls		\$29.00 ea.



**TYPICAL OS9**  
**Total List: \$3,372.00**

*Excludes Seating & Accessories.*

Overall Dimensions:  
107"W x 71"D x 65½"H

**TYPICAL OS9**

MODEL #	QTY	DESCRIPTION	W x D x H	LIST PRICE
PL177L	1	Desk w/Corner Extension - Lt	71 x 30/36/48 x 29½	\$749.00
PL193	1	Bridge	35 x 24 x 29½	\$219.00
PL143	1	Credenza Shell	71 x 24 x 29½	\$379.00
PL112	1	Two Drawer Lateral File	31 x 22 x 29½	\$799.00
PL144OH	1	Open Hutch	71 x 15 x 36	\$539.00
PL44SGD	2	Silver Frame Glass Doors	17 x ¾ x 15¾	\$249.00 ea.
PL118	1	Tack Board (Gray Fabric)	68½ x ½ x 16½	\$189.00

**NEW GLASS TRANSACTION TOP!**



**TYPICAL OS109**  
**Total List: \$2,346.00**

*Excludes Accessories.*

Overall Dimensions:  
71"W x 78"D x 42"H

**TYPICAL OS109**

MODEL #	QTY	DESCRIPTION	W x D x H	LIST PRICE
PL169NTT	1	Reception Desk Shell	71 x 30 x 40½	\$580.00
PL180	1	Reception Return Shell	42 x 24 x 41½	\$359.00
PL166	1	Deluxe Full Pedestal - B/B/F	15½ x 22 x 28½	\$449.00
PL175	1	Deluxe Full Pedestal - F/F	15½ x 22 x 28½	\$459.00
PL169TTGLASSWH	1	Glass Transaction Top + Risers	71 x 17¾ x 1¾	\$499.00

**FINISHES IN STOCK:**

Gold Stars Indicate  
Product New for 2018.

*Drawer Pulls - Cherry, Mahogany, Honey, Maple, come standard with Black pulls, while Espresso, Modern Walnut, Coastal Gray and White come standard with silver. Optional Silver and Square handles available for small up-charge.*

## OS Laminate Collection by OfficeSource™ TYPICALS

**TYPICAL OS113** ★  
**Total List: \$4,418.00**

*Excludes Accessories.*  
**Overall Dimensions:**  
101"W x 95"D x 65½"H

**TYPICAL OS113**

MODEL #	QTY	DESCRIPTION	W x D x H	LIST PRICE
PL133RA	1	Bullet w/Corner Extension - Rt	71 x 30/42 x 29½	\$699.00
MS725ESI	1	Silver Leg	6½"Dia x 30"H	\$159.00
PL193	1	Bridge	35 x 24 x 29½	\$219.00
PL143	1	Credenza Shell	71 x 24 x 29½	\$379.00
PL114	1	Combo Lateral File - B/B/F/Lat.	31 x 22 x 29½	\$899.00
PL144OH	1	Open Hutch	71 x 15 x 36	\$539.00
PL44SLIDESGD	2	Sliding Glass Doors	18 x ½ x 15¾	\$169.00 ea.
PL44RAILSI	1	Rails for PL44SLIDESGD	1 x 1 x 69	\$99.00 ea.
GBM1769WH	1	Magnetic Glass White Board	69 x ½ x 17	\$299.00
PL161	1	Corner Bookcase	15 x 15 x 36	\$329.00
PL160	1	Corner Bookcase	24 x 24 x 30	\$459.00

**TYPICAL OS22V**  
**Total List: \$5,307.00**

*Excludes Accessories.*  
**Overall Dimensions:**  
112"W x 106½"D x 65½"H

**TYPICAL OS22V**

MODEL #	QTY	DESCRIPTION	W x D x H	LIST PRICE
PL489	1	Bow Top w/Modesty	71 x 36/41 x 29½	\$489.00
PL71SGM	1	Glass Modesty Panel	40 x 1¼ x 28	\$479.00
PL46836	2	False Pedestal	15¾ x 35½ x 28½	\$299.00 ea.
PL170	1	Bridge	47 x 24 x 29½	\$259.00
PL143	1	Credenza Shell	71 x 24 x 29½	\$379.00
PL166	2	Deluxe Full Pedestal - B/B/F	15½ x 22 x 28½	\$449.00 ea.
PL144OH	1	Open Hutch	71 x 15 x 36	\$539.00
PL44SGD	1	Silver Frame Glass Doors	17 x ¾ x 15¾	\$249.00
PL118	1	Tack Board (Visconti Fabric)	68½ x ½ x 16½	\$229.00
PL112	1	Two Drawer Lateral File	35½ x 22 x 29½	\$799.00
PL153	1	Open Hutch	35½ x 14 x 36	\$389.00

**TYPICAL OS12**  
**Total List: \$1,706.00**

*Excludes Accessories.*  
**Overall Dimensions:**  
71"W x 78"D x 41½"H

**TYPICAL OS12**

MODEL #	QTY	DESCRIPTION	W x D x H	LIST PRICE
PL169NTT	1	Reception Desk Shell	71 x 30 x 40½	\$580.00
PL169TT	1	Transaction Top	71 x 17¾ x 1	\$129.00
PL180	1	Reception Return Shell	42 x 24 x 41½	\$359.00
PL107	2	Hanging 3/4 Pedestal - B/F	15½ x 22 x 19	\$319.00 ea.



Gold Stars Indicate  
Product New for 2018.



OS Laminate Collection by OfficeSource™ **TYPICALS****TYPICAL OS19V**  
**Total List: \$6,337.00**


*Excludes Seating & Accessories.*  
**Overall Dimensions:**  
142"W x 107"D x 65½"H

**TYPICAL OS24**  
**Total List: \$3,803.00**

*Excludes Accessories.*  
**Overall Dimensions:**  
66"W x 89¾"D x 65½"H

**TYPICAL OS36**  
**Total List: \$2,472.00**

*Excludes Accessories.*  
**Overall Dimensions:**  
77"W x 77"D x 42"H\*  
\*Includes Transaction Top

**FINISHES IN STOCK:****TYPICAL OS19V**

MODEL #	QTY	DESCRIPTION	W x D x H	LIST PRICE
PL189	1	Bow Front Desk Shell	71 x 36/41 x 29½	\$599.00
PL197	1	Bridge	42 x 24 x 29½	\$259.00
PL143	1	Credenza Shell	71 x 24 x 29½	\$379.00
PL166	2	Deluxe Full Pedestal - B/B/F	15½ x 22 x 28½	\$449.00 ea.
PL152	2	Storage Cabinet	35½ x 22 x 36	\$669.00 ea.
PL112	2	Two Drawer Lateral File	35½ x 22 x 29½	\$799.00 ea.
PL144OH	1	Open Hutch	71 x 15 x 36	\$539.00
PL44SGD	2	Silver Frame Glass Doors	17 x ¾ x 15¾	\$249.00 ea.
PL118	1	Tack Board (Visconti Fabric)	68% x ½ x 16½	\$229.00

**TYPICAL OS24**

MODEL #	QTY	DESCRIPTION	W x D x H	LIST PRICE
PL181R	1	Credenza w/Corner Ext - Rt	66 x 24/36 x 29½	\$539.00
PL179	1	Reversible Return	30 x 24 x 29½	\$229.00
PL166	1	Deluxe Full Pedestal - B/B/F	15½ x 22 x 28½	\$449.00
PL140OH	1	Open Hutch	66 x 15 x 36	\$529.00
PL40SGD	1	Silver Frame Glass Doors	18 x ½ x 15¾	\$249.00
PL117	1	Tack Board (Visconti Fabric)	68% x ½ x 16½	\$209.00
PL207	1	Wardrobe Unit	23¾ x 23¾ x 65½	\$1,599.00

**TYPICAL OS36**

MODEL #	QTY	DESCRIPTION	W x D x H	LIST PRICE
PL181R	1	Credenza w/Corner Ext. - Rt	66 x 24/36 x 29½	\$539.00
PL179	1	Reversible Return	30 x 24 x 29½	\$229.00
PL166	1	Deluxe Full Pedestal - B/B/F	15½ x 22 x 28½	\$449.00
PBTC66L	1	Corner Transaction Top - Left	72 x 12 x 1	\$209.00
PBTC66R	1	Corner Transaction Top - Right	72 x 12 x 1	\$209.00
PBP12	3	Posts	1¾ x 1¾ x 11¾	\$109.00 ea.
PB21266ACR	2	Acrylic Panel	66 x ¾ x 12	\$255.00 ea.

## OS Laminate Collection by OfficeSource™ TYPICALS

COMPATIBLE WITH  
OTHER COLLECTIONS.  
SHOWN HERE WITH  
STANDUP COLLECTION.

HONEY

SHOWN WITH OPTIONAL  
RECTANGULAR PULLS!



#### TYPICAL OS141 ★ Total List: \$8,014.00

Excludes Seating, iPhone  
Charger & Accessories.

Overall Dimensions:  
142"W x 107"D x 65½"H



#### TYPICAL OS10 Total List: \$2,914.00

Excludes Seating &  
Accessories.



#### TYPICAL OS6 Total List: \$1,775.00

Excludes Keyboard System  
& Accessories.

Overall Dimensions:  
89¼"W x 89¼"D x 29½"H



Gold Stars Indicate  
Product New for 2018.

#### TYPICAL OS141

MODEL #	QTY	DESCRIPTION	W x D x H	LIST PRICE
PL189	1	Bow Front Desk Shell	71 x 36/41 x 29½	\$599.00
PLTECSPST	1	Electric Single Post Adjustable Base	33 x 23¾ x 25-43¾	\$1,189.00
PL197	1	Bridge	42 x 24 x 29½	\$259.00
PL143	1	Credenza Shell	71 x 24 x 29½	\$379.00
PL166	1	Deluxe Full Pedestal - B/B/F	15½ x 22 x 28½	\$449.00
PL144OH	1	Open Hutch	71 x 15 x 36	\$539.00
PL44SLIDESGD	2	Sliding Glass Doors	18 x ½ x 15¾	\$169.00 ea.
PL44RAILSI	1	Rails For Glass Doors	1 x 1 x 69	\$99.00
PL118	1	Tack Board (Visconti Fabric)	68½ x ½ x 16½	\$229.00
PL112	2	Two Drawer Lateral File	35½ x 22 x 29½	\$799.00 ea.
PL152	2	Storage Cabinet	35½ x 22 x 36	\$669.00 ea.
PL152SGD	2	Silver Frame Glass Cabinet Doors	16½ x ½ x 36	\$499.00 ea.

#### TYPICAL OS10

MODEL #	QTY	DESCRIPTION	W x D x H	LIST PRICE
PL189	1	Bow Front Desk Shell	71 x 36/41 x 29½	\$599.00
PL112	1	Two Drawer Lateral File	35½ x 22 x 29½	\$799.00
PL113	1	Storage Cabinet	35½ x 22 x 29½	\$469.00
PL110	1	Top to Create Credenza	71 x 22 x 1	\$219.00
PL144OH	1	Open Hutch	71 x 15 x 36	\$539.00
PL44LD	2	Laminate Doors	17¾ x ½ x 15¾	\$50.00 ea.
PL118	1	Tack Board (Gray Fabric)	68½ x ½ x 16½	\$189.00

#### TYPICAL OS6

MODEL #	QTY	DESCRIPTION	W x D x H	LIST PRICE
PL134	1	Corner Desk Shell	42 x 42 x 29½	\$499.00
PL145	2	Reversible Return	47 x 24 x 29½	\$319.00 ea.
PL107	2	Hanging 3/4 Pedestal - B/F	15½ x 22 x 19	\$319.00 ea.



OS Laminate Collection by OfficeSource™ **TYPICALS****TYPICAL OS19G**  
**Total List: \$6,297.00**

Excludes Seating, Keyboard System &amp; Accessories.

Overall Dimensions:  
142"W x 107"D x 65½"H**TYPICAL OS19G**

MODEL #	QTY	DESCRIPTION	W x D x H	LIST PRICE
PL189	1	Bow Front Desk Shell	71 x 36/41 x 29½	\$599.00
PL197	1	Bridge	42 x 24 x 29½	\$259.00
PL143	1	Credenza Shell	71 x 24 x 29½	\$379.00
PL166	2	Deluxe Full Pedestal - B/B/F	15½ x 22 x 28½	\$449.00 ea.
PL152	2	Storage Cabinet	35½ x 22 x 36	\$669.00 ea.
PL112	2	Two Drawer Lateral File	35½ x 22 x 29½	\$799.00 ea.
PL144OH	1	Open Hutch	71 x 15 x 36	\$539.00
PL44SGD	2	Silver Frame Glass Doors	17 x ¾ x 15¾	\$249.00 ea.
PL118	1	Tack Board (Gray Fabric)	68½ x ½ x 16½	\$189.00

**TYPICAL OS114** ★  
**Total List: \$4,082.00**

Excludes Keyboard System &amp; Accessories

Overall Dimensions:  
89¼"W x 89¼"D x 65½"H**TYPICAL OS114**

MODEL #	QTY	DESCRIPTION	W x D x H	LIST PRICE
PL134	1	Corner Desk Shell	42 x 42 x 29½	\$499.00
PL145	2	Reversible Return	47 x 24 x 29½	\$319.00 ea.
PL166	2	Deluxe Full Pedestal - B/B/F	15½ x 22 x 28½	\$449.00 ea.
PL125	2	Hutch w/2 Laminate Doors	48 x 15 x 36	\$589.00 ea.
PL126	1	Corner Hutch w/Laminate Doors	42 x 15 x 36	\$869.00

**TYPICAL OS92**  
**Total List: \$1,706.00**

Excludes Keyboard System &amp; Accessories.

Overall Dimensions:  
71"W x 83"D x 29½"H**TYPICAL OS92**

MODEL #	QTY	DESCRIPTION	W x D x H	LIST PRICE
PL101	1	Desk Shell	71 x 36 x 29½	\$479.00
PL145	1	Reversible Return	47 x 24 x 29½	\$319.00
PL166	1	Deluxe Full Pedestal - B/B/F	15½ x 22 x 28½	\$449.00
PL175	1	Deluxe Full Pedestal - F/F	15½ x 22 x 28½	\$459.00

Gold Stars Indicate  
Product New for 2018.

OS Laminate Collection by OfficeSource™ **TYPICALS**

**TYPICAL OS127** ★  
**Total List: \$2,911.00**  
*Excludes Seating & Accessories.*  
**Overall Dimensions:**  
 71"W x 83"D x 65½"H

**TYPICAL OS127**

MODEL #	QTY	DESCRIPTION	W x D x H	LIST PRICE
PL101	1	Desk Shell	71 x 36 x 29½	\$479.00
PL145	1	Reversible Return	47 x 24 x 29½	\$319.00
PL166	1	Deluxe Full Pedestal - B/B/F	15½ x 22 x 28½	\$449.00
PL175	1	Deluxe Full Pedestal - F/F	15½ x 22 x 28½	\$459.00
PL144OH	1	Open Hutch	71 x 15 x 36	\$539.00
PL44SLIDESGD	2	Sliding Glass Doors	18 x ½ x 15¾	\$169.00 ea.
PL44RAILSI	1	Rails For Glass Doors	1 x 1 x 69	\$99.00
PL118	1	Tack Board (Visconti Fabric)	68¾ x ½ x 16½	\$229.00

**TYPICAL OS56**  
**Total List: \$3,142.00**  
*Excludes Seating, Keyboard System & Accessories.*  
**Overall Dimensions:**  
 107"W x 71"D x 65½"H

**TYPICAL OS56**

MODEL #	QTY	DESCRIPTION	W x D x H	LIST PRICE
PL101	1	Desk Shell	71 x 36 x 29½	\$479.00
PL170	1	Bridge	47 x 24 x 29½	\$259.00
PL143	1	Credenza Shell	71 x 24 x 29½	\$379.00
PL112	1	Two Drawer Lateral File	35½ x 22 x 29½	\$799.00
PL144OH	1	Open Hutch	71 x 15 x 36	\$539.00
PL44SGD	2	Silver Frame Glass Doors	17 x ¾ x 15¾	\$249.00 ea.
PL118	1	Tack Board (Gray Fabric)	68¾ x ½ x 16½	\$189.00



**TYPICAL OS124** ★  
**Total List: \$4,669.00**  
*Excludes Seating & Accessories.*  
**Overall Dimensions:**  
 66"W x 62¼"D x 66½"H

**TYPICAL OS124**

MODEL #	QTY	DESCRIPTION	W x D x H	LIST PRICE
PL102	2	Desk Shell	66 x 30 x 29½	\$379.00 ea.
PL166	2	Deluxe Full Pedestal - B/B/F	15½ x 22 x 28½	\$449.00 ea.
PL175	2	Deluxe Full Pedestal - F/F	15½ x 22 x 28½	\$459.00 ea.
PL140OH	2	Open Hutch	66 x 15 x 36	\$529.00 ea.
PL40LD	4	Laminate Doors (Sets of 2)	17¾ x ½ x 15¾	\$50.00 ea.
SP6672	1	Upholstered Panel	72 x 2½" x 66	669.00
SPCAP66	2	End Cap - 66"		\$35.00 ea.
SPBASE1	2	Support Foot		\$49.00 ea.



Gold Stars Indicate  
Product New for 2018.



# OS Laminate Collection by OfficeSource™ **TYPICALS**



MAPLE




**TYPICAL OS28**  
**Total List: \$3,612.00**  
*Excludes Accessories.*  
**Overall Dimensions:**  
95"W x 101"D x 65½"H



**TYPICAL OS142**  
**Total List: \$2,295.00**  
*Excludes Seating & Accessories.*  
**Overall Dimensions:**  
71"W x 83"D x 65½"H

**TYPICAL OS57**  
**Total List: \$2,634.00**  
*Excludes Seating, Keyboard System & Accessories.*  
**Overall Dimensions:**  
112"W x 71"D x 65½"H

### FINISHES IN STOCK:



### TYPICAL OS28

MODEL #	QTY	DESCRIPTION	W x D x H	LIST PRICE
PL133RA	1	Bullet w/Corner Extension	71 x 30/42 x 29½	\$699.00
MS725BLK	1	Black Leg	6½"Dia x 30"H	\$139.00
PL193	1	Bridge	35 x 24 x 29½	\$219.00
PL143	1	Credenza Shell	71 x 24 x 29½	\$379.00
PL114	1	Combo Lateral File - B/B/F/Lat.	31 x 22 x 29½	\$899.00
PL144OH	1	Open Hutch	71 x 15 x 36	\$539.00
PL44LD	1	Laminate Doors (Sets of 2)	17¾ x ½ x 15¾	\$50.00
PL118	1	Tack Board (Visconti Fabric)	68½ x ½ x 16½	\$229.00
PL160	1	Corner Bookcase	24 x 24 x 30	\$459.00

### TYPICAL OS142

MODEL #	QTY	DESCRIPTION	W x D x H	LIST PRICE
PL101	1	Desk Shell	71 x 36 x 29½	\$479.00
PL145	1	Reversible Return	47 x 24 x 29½	\$319.00
PL166	1	Deluxe Full Pedestal - B/B/F	15½ x 22 x 28½	\$449.00
PL175	1	Deluxe Full Pedestal - F/F	15½ x 22 x 28½	\$459.00
PL144OH	1	Open Hutch	71 x 15 x 36	\$539.00
PL44LD	1	Laminate Doors (Sets of 2)	17¾ x ½ x 15¾	\$50.00

### TYPICAL OS57

MODEL #	QTY	DESCRIPTION	W x D x H	LIST PRICE
PL189	1	Bow Front Desk Shell	71 x 36/41 x 29½	\$599.00
PL193	1	Bridge	35 x 24 x 29½	\$219.00
PL182L	1	Credenza w/Corner Ext. - Lt	71 x 24/36 x 29½	\$549.00
PL166	1	Deluxe Full Pedestal - B/B/F	15½ x 22 x 28½	\$449.00
PL144OH	1	Open Hutch	71 x 15 x 36	\$539.00
PL44LD	1	Laminate Doors (Sets of 2)	17¾ x ½ x 15¾	\$50.00
PL118	1	Tack Board (Visconti Fabric)	68½ x ½ x 16½	\$229.00

*Drawer Pulls - Cherry, Mahogany, Honey, Maple, come standard with Black pulls, while Espresso, Modern Walnut, Coastal Gray and White come standard with silver. Optional Silver and Square handles available for small up-charge.*

OS Laminate Collection by OfficeSource™ **TYPICALS****TYPICAL OS115**  
**Total List: \$2,423.00**

*Excludes Seating & Accessories.*  
**Overall Dimensions:**  
72"W x 78"D x 42½"H

**TYPICAL OS115**

MODEL #	QTY	DESCRIPTION	W x D x H	LIST PRICE
PL169NTT	1	Reception Desk Shell	71 x 30 x 40½	\$580.00
PL169TT	1	Transaction Top	71 x 17½ x 1	\$129.00
PL169RISERBRU	1	Metal Counter Riser	¾ Dia x 1 H	\$79.00
PL180	1	Reception Return Shell	42 x 24 x 40½	\$359.00
PL1007	2	Mobile Pedestal - B/F	16 x 22½ x 22½	\$499.00 ea.
CUSH1623	2	Top Cushion	15½ x 22½ x 1½	\$139.00 ea.

**TYPICAL OS95**  
**Total List: \$2,954.00**

*Excludes Accessories.*  
**Overall Dimensions:**  
71"W x 113"D x 65½"H

**TYPICAL OS95**

MODEL #	QTY	DESCRIPTION	W x D x H	LIST PRICE
PL189	1	Bow Front Desk Shell	71 x 36/41 x 29½	\$599.00
PL112	1	Two Drawer Lateral File	35½ x 22 x 29½	\$799.00
PL113	1	Storage Cabinet	35½ x 22 x 29½	\$469.00
PL110	1	Credenza Top	71 x 22 x 1	\$219.00
PL144OH	1	Open Hutch	71 x 15 x 36	\$539.00
PL44LD	2	Laminate Doors (Sets of 2)	17¾ x ½ x 15¾	\$50.00 ea.
PL118	1	Tack Board (Visconti Fabric)	68½ x ½ x 16½	\$229.00



**TYPICAL OS146** ★  
**Total List: \$8,516.00**  
*Excludes Seating & Accessories.*  
**Overall Dimensions:**  
142"W x 77"D x 42½"H\*

\*Height does not include wall mounted hutches



Gold Stars Indicate  
Product New for 2018.

**TYPICAL OS146**

MODEL #	QTY	DESCRIPTION	W x D x H	LIST PRICE
PL169NTT	2	Reception Desk Shell	71 x 30 x 40½	\$580.00 ea.
PL169TT	2	Transaction Top	71 x 17½ x 1	\$129.00 ea.
PL169RISERBRU	2	Metal Counter Riser	¾ Dia x 1 H	\$79.00 ea.
PL107	4	Hanging ¾ Pedestal - B/F	15½ x 22 x 19	\$319.00 ea.
PL113	4	Storage Cabinet	35½ x 22 x 29½	\$469.00 ea.
PL113SGD	4	Glass Storage Cabinet Doors	17¾ x ½ x 25	\$289.00 ea.
PL110	2	Credenza Top	71 x 22 x 1	\$219.00 ea.
PL2044OH	2	Wall Mount - Open Hutch	71 x 15 x 17	\$599.00 ea.
PL44SGD	4	Silver Frame Glass Doors	17 x ¾ x 15¾	\$249.00 ea.



OS Laminate Collection by OfficeSource™ **TYPICALS****TYPICAL OS4**  
**Total List: \$3,682.00**

*Excludes Accessories.*  
**Overall Dimensions:**  
107"W x 89"D x 65½"H

**TYPICAL OS4**

MODEL #	QTY	DESCRIPTION	W x D x H	LIST PRICE
PL177L	1	Desk w/Corner Extension - Lt	71 x 30/36/48 x 29½	\$749.00
PL193	1	Bridge	35 x 24 x 29½	\$219.00
PL143	1	Credenza Shell	71 x 24 x 29½	\$379.00
PL166	1	Deluxe Full Pedestal - B/B/F	15½ x 22 x 28½	\$449.00
PL144OH	1	Open Hutch	71 x 15 x 36	\$539.00
PL44SGD	2	Silver Frame Glass Doors	17 x ¾ x 15¾	\$249.00 ea.
PL150	1	Personal Unit	18 x 24 x 65½	\$849.00

**TYPICAL OS147**  
**Total List: \$2,544.00**

*Excludes Accessories.*  
**Overall Dimensions:**  
101"W x 71"D x 65½"H

**TYPICAL OS147**

MODEL #	QTY	DESCRIPTION	W x D x H	LIST PRICE
PL133LA	1	Bullet w/Corner Extension - Lt	71 x 30/42 x 29½	\$699.00
MS725ESI	1	Silver Leg	6½"Dia x 30"H	\$159.00
PL193	1	Bridge	35 x 24 x 29½	\$219.00
PL143	1	Credenza Shell	71 x 24 x 29½	\$379.00
PL144OH	1	Open Hutch	71 x 15 x 36	\$539.00
PL44LD	2	Laminate Doors (Sets of 2)	17¾ x ½ x 15¾	\$50.00 ea.
PL166	1	Deluxe Full Pedestal - B/B/F	15½ x 22 x 28½	\$449.00

**TYPICAL OS96**  
**Total List: \$1,925.00**

*Excludes Accessories.*  
**Overall Dimensions:**  
66"W x 66"D x 65½"H

**TYPICAL OS96**

MODEL #	QTY	DESCRIPTION	W x D x H	LIST PRICE
PL181L	1	Credenza w/Corner Extension - Lt	66 x 24/36 x 29½	\$539.00
PL179	1	Reversible Return	30 x 24 x 29½	\$229.00
PL107	1	Hanging 3/4 Pedestal - B/F	15½ x 22 x 19	\$319.00
PL140OH	1	Open Hutch	66 x 15 x 36	\$529.00
PL40LD	2	Laminate Doors (Sets of 2)	17¾ x ½ x 15¾	\$50.00 ea.
PL117	1	Tack Board (Visconti Fabric)	64 x ½ x 16½	\$209.00

**FINISHES IN STOCK:**

*Drawer Pulls - Cherry, Mahogany, Honey, Maple, come standard with Black pulls, while Espresso, Modern Walnut, Coastal Gray and White come standard with silver. Optional Silver and Square handles available for small up-charge.*

# OS Laminate Collection by OfficeSource™ TYPICALS



Shown in Modern Walnut & White



Environmentally Friendly



### TYPICAL OS21 Total List: \$4,630.00

Excludes Seating & Accessories.  
Overall Dimensions:  
106½"W x 112"D x 65½"H



Shown in Espresso & White



### TYPICAL OS9 Total List: \$3,372.00

Excludes Keyboard System & Accessories.  
Overall Dimensions:  
107"W x 71"D x 65½"H



Shown in Modern Walnut & White



### TYPICAL OS36 Total List: \$2,472.00

Excludes Seating, Keyboard System & Accessories.  
Overall Dimensions:  
72"W x 72"D x 42"H\*  
\*Includes Transaction Top

#### TYPICAL OS21

MODEL #	QTY	DESCRIPTION	W x D x H	LIST PRICE
PL189	1	Bow Front Desk Shell	71 x 36/41 x 29½	\$599.00
PL170	1	Bridge	47 x 24 x 29½	\$259.00
PL143	1	Credenza Shell	71 x 24 x 29½	\$379.00
PL166	1	Deluxe Full Pedestal - B/B/F	15½ x 22 x 28½	\$449.00
PL144OH	1	Open Hutch	71 x 15 x 36	\$539.00
PL44SGD	1	Silver Frame Glass Doors	17 x ¾ x 15¾	\$249.00
PL118	1	Tack Board (Gray Fabric)	68% x ½ x 16½	\$189.00
PL112	1	Two Drawer Lateral File	35½ x 22 x 29½	\$799.00
PL152	1	Storage Cabinet	35½ x 22 x 36	\$669.00
PL152SGD	1	Silver Frame Glass Cabinet Doors	16½ x ½ x 36	\$499.00

#### TYPICAL OS9

MODEL #	QTY	DESCRIPTION	W x D x H	LIST PRICE
PL177L	1	Desk w/Corner Extension - Lt	71 x 30/36/48 x 29½	\$749.00
PL193	1	Bridge	35 x 24 x 29½	\$219.00
PL143	1	Credenza Shell	71 x 24 x 29½	\$379.00
PL112	1	Two Drawer Lateral File	35½ x 22 x 29½	\$799.00
PL144OH	1	Open Hutch	71 x 15 x 36	\$539.00
PL44SGD	2	Silver Frame Glass Doors	17 x ¾ x 15¾	\$249.00 ea.
PL118	1	Tack Board (Gray Fabric)	68% x ½ x 16½	\$189.00

#### TYPICAL OS36

MODEL #	QTY	DESCRIPTION	W x D x H	LIST PRICE
PL181R	1	Credenza w/Corner Ext. - Rt	66 x 24/36 x 29½	\$539.00
PL179	1	Reversible Return	30 x 24 x 29½	\$229.00
PL166	1	Deluxe Full Pedestal - B/B/F	15½ x 22 x 28½	\$449.00
PBTC66L	1	Corner Transaction Top - Left	72 x 12 x 1	\$209.00
PBTC66R	1	Corner Transaction Top - Right	72 x 12 x 1	\$209.00
PBP12	3	Posts	1¾ x 1¾ x 11¾	\$109.00 ea.
PB21266ACR	2	Acrylic Panel	66 x ¾ x 12	\$255.00 ea.



# OS Laminate Collection by OfficeSource™ **TYPICALS**



Gold Stars Indicate  
Product New for 2018.



Shown in White & Modern Walnut



Shown in Modern Walnut & White



### TYPICAL OS110 ★

**Total List: \$3,184.00**

Excludes Accessories.

**Overall Dimensions:**  
72"W x 108"D x 65½"H



### TYPICAL OS97

**Total List: \$1,785.00**

Excludes Seating &  
Accessories.

**Overall Dimensions:**  
71"W x 78"D x 42½"H



### TYPICAL OS98

**Total List: \$1,426.00**

Excludes Seating &  
Accessories.

**Overall Dimensions:**  
71"W x 36"D x 42½"H

### TYPICAL OS110

MODEL #	QTY	DESCRIPTION	W x D x H	LIST PRICE
PL105	1	Desk Shell	71 x 30 x 29	\$469.00
PL166	1	Deluxe Full Pedestal - B/B/F	15½ x 22 x 28½	\$449.00
PL144OH	1	Open Hutch	71 x 15 x 36	\$539.00
PL44LD	1	Laminate Hutch Doors	17¾ x ½ x 15¾	\$50.00
PL44CHD	1	Center Hutch Divider	12 x 34 x 13	\$99.00
GBM1769WH	1	Magnetic Glass White Board	69 x ½ x 17	\$299.00
PLT2448	1	Return Top	48 x 24 x 1	\$229.00
PLT3072	1	Main Desk Top	72 x 30 x 1	\$329.00
PLTULEG30	2	Unite Leg	29½ x 1½ x 28½	\$229.00 ea.
PLTCBBDDESKBEAM72	1	Top Support Beam	67¾ x 2 x 1	\$187.00
PLTFB	4	Flat Brackets		\$19.00 ea.


### TYPICAL OS97

MODEL #	QTY	DESCRIPTION	W x D x H	LIST PRICE
PL169NTT	1	Reception Desk Shell	71 x 30 x 40½	\$580.00
PL169TT	1	Transaction Top	71 x 17¾ x 1	\$129.00
PL169RISERBRU	1	Metal Counter Riser	3/4 Dia x 1 H	\$79.00
PL180	1	Reception Return Shell	42 x 24 x 40½	\$359.00
PL107	2	Hanging 3/4 Pedestal - B/F	15½ x 22 x 19	\$319.00 ea.

### TYPICAL OS98

MODEL #	QTY	DESCRIPTION	W x D x H	LIST PRICE
PL169NTT	1	Reception Desk Shell	71 x 30 x 40½	\$580.00
PL169TT	1	Transaction Top	71 x 17¾ x 1	\$129.00
PL169RISERBRU	1	Metal Counter Riser	3/4 Dia x 1 H	\$79.00
PL107	2	Hanging 3/4 Pedestal - B/F	15½ x 22 x 19	\$319.00 ea.

### FINISHES IN STOCK:



Drawer Pulls - Cherry, Mahogany, Honey, Maple, come standard with Black pulls, while Espresso, Modern Walnut, Coastal Gray and White come standard with silver. Optional Silver and Square handles available for small up-charge.

OS Laminate Encore Collection by OfficeSource™ **TYPICALS**

Environmentally Friendly

**TYPICAL OS13**  
**Total List: \$6,541.00**

*Excludes Seating & Accessories.*  
Overall Dimensions:  
142"W x 90"D x 65½"H



\*Silver Pulls Standard on Espresso Finish

**TYPICAL OS14**  
**Total List: \$4,055.00**

*Excludes Seating & Accessories.*  
Overall Dimensions:  
180"W x 71"D x 42"H



\*Black Pulls Standard on Honey Finish

**TYPICAL OS15**  
**Total List: \$1,900.00**

*Excludes Accessories.*  
Overall Dimensions:  
71"W x 83"D x 29½"H

**TYPICAL OS13**

MODEL #	QTY	DESCRIPTION	W x D x H	LIST PRICE
PLTVEC66R	1	Vector Table Top	66 x 42 x 1	\$489.00
PLTLEGP	2	Post Leg	2½ Dia x 28½	\$99.00 ea.
PLTAP15485S	1	Acrylic Modesty Panel	48 x ¼ x 15	\$209.00
PLTSDTMSI	1	Screen Bracket (Set of 2)		\$55.00
PL143	1	Credenza Shell	71 x 24 x 29½	\$379.00
PL166	1	Deluxe Full Pedestal - B/B/F	15½ x 22 x 28½	\$449.00
PL144OH	1	Open Hutch	71 x 15 x 36	\$539.00
PL44LD	2	Laminate Hutch Doors	17¼ x ½ x 15¼	\$50.00 ea.
PL118	1	Tack Board (Gray Fabric)	68¾ x ½ x 16½	\$189.00
PL112	2	Two Drawer Lateral File	35½ x 22 x 29½	\$799.00 ea.
PL152	2	Storage Cabinet	35½ x 22 x 36	\$669.00 ea.
PL152SGD	2	Silver Frame Glass Cabinet Doors	16½ x ½ x 36	\$499.00 ea.

**TYPICAL OS14**

MODEL #	QTY	DESCRIPTION	W x D x H	LIST PRICE
PLTVEC66R	2	Vector Table Top	66 x 42 x 1	\$489.00 ea.
PLTLEGP	4	Post Leg	2½ Dia x 28½	\$99.00 ea.
PLTAP15485S	2	Acrylic Modesty Panel	48 x ¼ x 15	\$209.00 ea.
PLTSDTMSI	2	Screen Bracket (Set of 2)		\$55.00 ea.
PL143	2	Credenza Shell	71 x 24 x 29½	\$379.00 ea.
PL166	2	Deluxe Full Pedestal - B/B/F	15½ x 22 x 28½	\$449.00 ea.
PB21271ACR	1	Acrylic Panel	71 x ¾ x 12	\$279.00
PBP12	2	Posts	1¾ x 1¾ x 11¼	\$109.00 ea.

**TYPICAL OS15**

MODEL #	QTY	DESCRIPTION	W x D x H	LIST PRICE
PLTARC71R	1	Arc Table w/Modesty Panel - Rt	71 x 48 x 29½	\$939.00
PL192	1	Reversible Return	35 x 24 x 29½	\$239.00
PL166	1	Deluxe Full Pedestal - B/B/F	15½ x 22 x 28½	\$449.00
PLTLEGP	2	Post Leg	2½ Dia x 28½	\$99.00 ea.
PLPULLHLNI	3	Silver Drawer Pulls		\$25.00 ea.



# OS Laminate Encore Collection by OfficeSource™ **TYPICALS**



**TYPICAL OS17**  
**Total List: \$3,012.00**  
*Excludes Seating & Accessories.*  
Overall Dimensions:  
107"W x 71"D x 65½"H



**TYPICAL OS70**  
**Total List: \$4,047.00**  
*Excludes Accessories.*

\*Black Pulls Standard on Maple Finish



\*Black Pulls Standard on Maple Finish



**TYPICAL OS18**  
**Total List: \$3,005.00**  
*Excludes Seating & Accessories.*  
Overall Dimensions:  
90"W x 71"D x 65½"H

**TYPICAL OS52**  
**Total List: \$3,638.00**  
*Excludes Accessories.*

### TYPICAL OS17

MODEL #	QTY	DESCRIPTION	W x D x H	LIST PRICE
PLTARC71L	1	Arc Table w/Modesty Panel - Lt	71 x 48 x 29½	\$939.00
PLTLEGP	2	Post Leg	2½ Dia x 28½	\$99.00 ea.
PL193	1	Bridge	35 x 24 x 29½	\$219.00
PL143	1	Credenza Shell	71 x 24 x 29½	\$379.00
PL166	1	Deluxe Full Pedestal - B/B/F	15½ x 22 x 28½	\$449.00
PL144OH	1	Open Hutch	71 x 15 x 36	\$539.00
PL44LD	2	Laminate Hutch Doors	17¾ x ½ x 15¾	\$50.00 ea.
PL118	1	Tack Board (Gray Fabric)	68¾ x ½ x 16½	\$189.00

### TYPICAL OS70

MODEL #	QTY	DESCRIPTION	W x D x H	LIST PRICE
PLTCRS71	1	Crescent Table Top	71 x 36 x 1	\$429.00
PLTLEGP	4	Post Leg	2½ Dia x 28½	\$99.00 ea.
PLTAP1548S	1	Acrylic Modesty Panel	48 x ¼ x 15	\$209.00
PLTSDTMSI	1	Screen Bracket (Set of 2)		\$55.00
PL143	1	Credenza Shell	71 x 24 x 29½	\$379.00
PL148	1	Mobile Pedestal - B/B/F	16 x 22 x 28½	\$599.00
PL149	1	Mobile Pedestal - F/F	16 x 22 x 28½	\$629.00
PLPULLHLNI	5	Silver Drawer Pulls		\$25.00 ea.
PL144OH	1	Open Hutch	71 x 15 x 36	\$539.00
PL44SGD	2	Silver Frame Glass Doors	17 x ¾ x 15¾	\$249.00 ea.
PL118	1	Tack Board (Gray Fabric)	68¾ x ½ x 16½	\$189.00


### TYPICAL OS52

MODEL #	QTY	DESCRIPTION	W x D x H	LIST PRICE
PLTCRS71	1	Crescent Table Top	71 x 36 x 1	\$429.00
PLTLEGP	4	Post Leg	2½ Dia x 28½	\$99.00 ea.
PL112	1	Two Drawer Lateral File	35½ x 22 x 29½	\$799.00
PL113	1	Storage Cabinet	35½ x 22 x 29½	\$469.00
PL110	1	Top To Create Credenza	71 x 22 x 1	\$219.00
PL144OH	1	Open Hutch	71 x 15 x 36	\$539.00
PL44SGD	2	Silver Frame Glass Doors	17 x ¾ x 15¾	\$249.00 ea.
PL118	1	Tack Board (Gray Fabric)	68¾ x ½ x 16½	\$189.00
PLPULLHLNI	4	Silver Drawer Pulls		\$25.00 ea.

### TYPICAL OS18

MODEL #	QTY	DESCRIPTION	W x D x H	LIST PRICE
PLTVEC66R	1	Vector Table Top	66 x 42 x 1	\$489.00
PLTLEGP	2	Post Leg	2½ Dia x 28½	\$99.00 ea.
PL143	1	Credenza Shell	71 x 24 x 29½	\$379.00
PL166	1	Deluxe Full Pedestal - B/B/F	15½ x 22 x 28½	\$449.00
PL144OH	1	Open Hutch	71 x 15 x 36	\$539.00
PL44SGD	2	Silver Frame Glass Doors	17 x ¾ x 15¾	\$249.00 ea.
PL118	1	Tack Board (Gray Fabric)	68¾ x ½ x 16½	\$189.00
PLTAP1548S	1	Acrylic Modesty Panel	48 x ¼ x 15	\$209.00
PLTSDTMSI	1	Screen Bracket (Set of 2)		\$55.00

### FINISHES IN STOCK:



*Drawer Pulls - Cherry, Mahogany, Honey, Maple, come standard with Black pulls, while Espresso, Modern Walnut, Coastal Gray and White come standard with silver. Optional Silver and Square handles available for small up-charge.*

## DESIGN YOUR OWN WITH OfficeSource™



Variant Collection  
by OfficeSource™

★ **NEW!**

LEG STYLE OPTIONS!

Variant Collection by OfficeSource™ boasts sleek, stylish components that promote diversity, simplicity and functional modularity. All leg options come standard with adjustable glides.

Coordinates well with OS Laminate Collection by OfficeSource™ storage units, mounted hutches, privacy panels, upholstered seat cushions, surface mount electrics and cable management trays.

These features create working environments that are alive and inspirational in many kinds of offices. From classic offices to open concept layouts, the endless possibilities of the Variant Collection will surely enhance creativity and productivity in the workplace.

### WORKSURFACES - 3 SHAPES, 18 SIZES & 8 FINISHES



RECTANGULAR/RETURN

PORKCHOP

120 DEGREE

#### FINISHES IN STOCK:



Cherry

Mahogany

Modern Walnut

Espresso

Coastal Gray

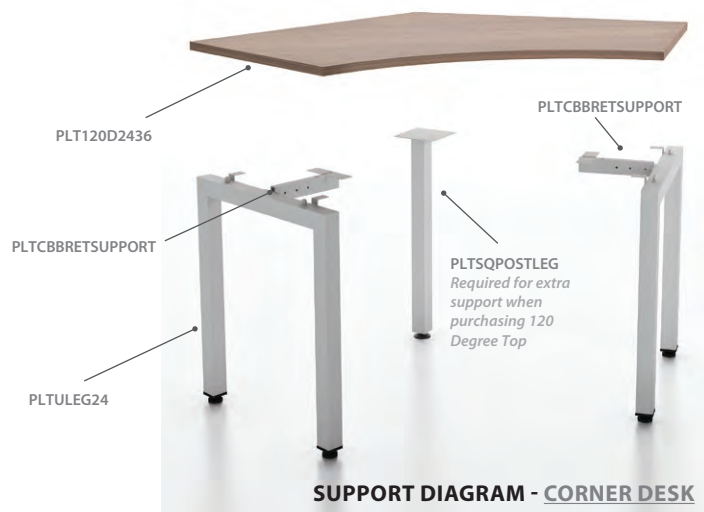
Honey

Maple

\*White  
(Select SKUs)



Gold Stars Indicate  
Product New for 2018.



SUPPORT DIAGRAM - CORNER DESK

### BASES - 3 METAL BASE OPTIONS



#### UNITE STYLE LEG BASE

**Stocked In:**  
Silver & **NEW!** White ★

UNITE STYLE LEG  
BASES...  
TWO HEIGHTS -  
28½" & 41"H

#### ARC STYLE LEG BASE



**Stocked In:**  
White

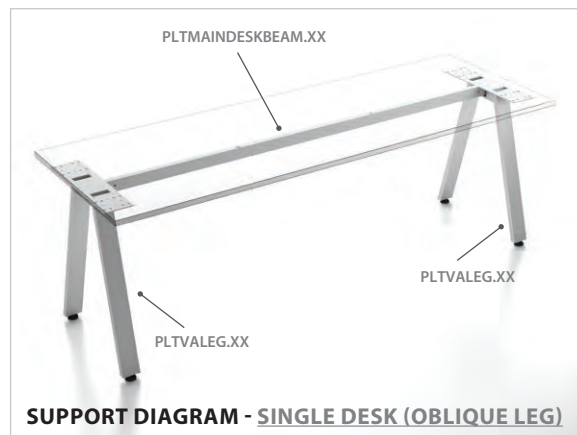
HEIGHT - 28½"

#### OBLIQUE STYLE LEG BASE ★



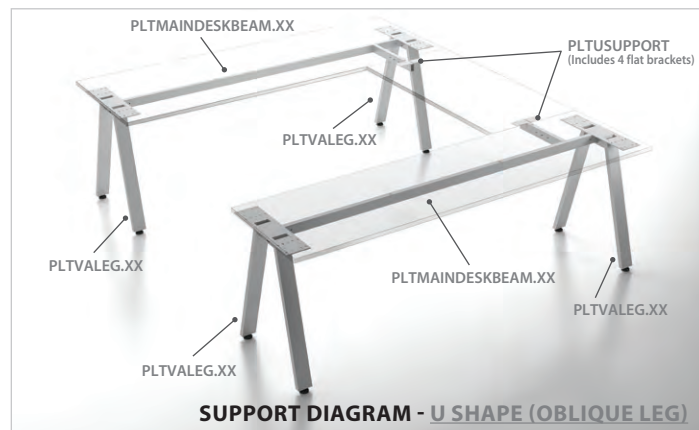
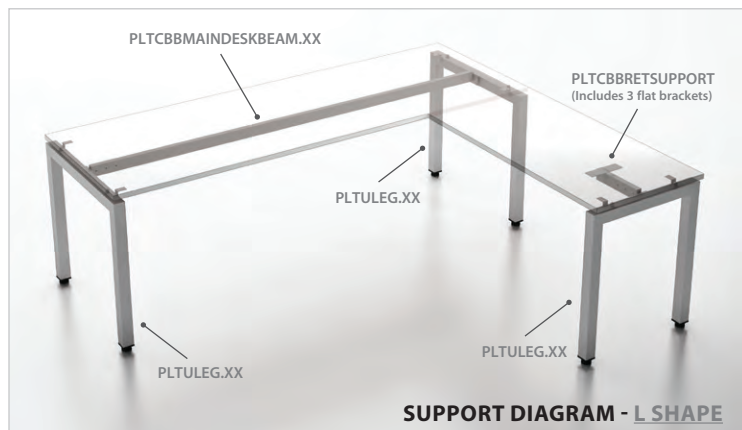
**Stocked In:**  
Silver & White

HEIGHT - 28½"



SUPPORT DIAGRAM - SINGLE DESK (OBLIQUE LEG)



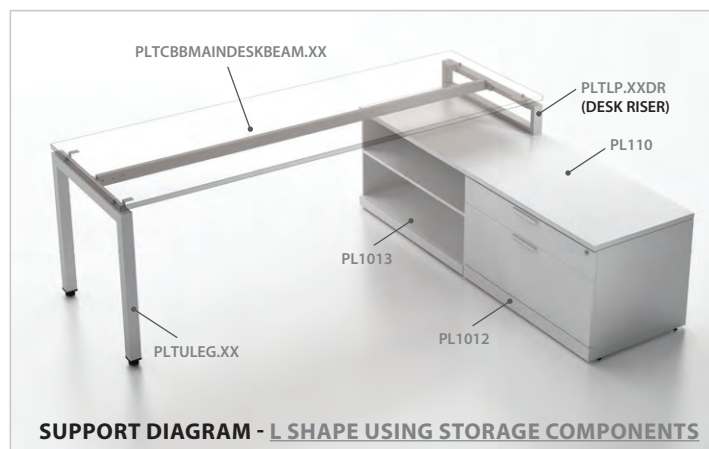


### DESK RISER ALLOWS THE USE OF MODULAR STORAGE UNITS TO SUPPORT THE WORKSURFACE.

Lateral Files, Bookcases and Metal Benching Cabinets can all be used to support tops using the Desk Riser.



**SUPPORT DIAGRAM - USING STORAGE W/RISER**





Variant Collection by OfficeSource™ **HOW TO ORDER**

This selection guide is designed to walk you through the steps of specifying your workspace and inspire ideas for how Variant Collection by OfficeSource™ can meet your specific needs. Worksurfaces available in 3 shapes and 8 laminate finishes.

**FIRST - SELECT A WORKSURFACE****FIRST - SELECT A WORKSURFACE & SUPPORTS****SELECT WORKSURFACE (Top) Shape & Finish**

1. Rectangular Desk Top, Return Top, Porkchop Top, 120 Degree Top
2. Size of Each Top
3. **Finishes In Stock:** Cherry, Mahogany, Honey, Maple, Espresso, Modern Walnut, Coastal Gray & White\*

**DESK OR RETURN TOP****PORKCHOP TOP****120 DEGREE TOP****SELECT SUPPORTS & HARDWARE**

**Please Note:** Some configurations may require a stiffener bar (PLT60MS or PLT72MS), for additional support. Please consult our design department with any questions.

**SELECT SUPPORTS & HARDWARE**

1. Select correct Main Desk Beam depending on use of either the Unite, Arc or **NEW!** Oblique Leg.
  - (A) - Main beams are ordered by using the coordinating beam length to top size such as 66" top with require a 66" main beam
2. All tops using either (2) Legs or (1) Leg and (1) Unite Desk Riser will require (1) Main Beam
3. When using a Return, a Return Beam is needed for Top sizes 60", 66" & 72"
  - (A) - Use a PLTRETSUPPORT for smaller tops 36", 42" & 48"
  - (B) - Configurations using a Bridge require (1) PLTUSUPPORT
  - (C) - When using porkchop top with return, the return beam must be 12" longer than the return top due to the extended corner.



Gold Stars Indicate  
Product New for 2018.

**SECOND - SELECT LEG TYPE****★ NEW!****OBLIQUE STYLE****SECOND - SELECT A LEG TYPE****SELECT LEG TYPE**

1. 3 Leg Bases To Choose From – (Unite, Arc & **NEW!** Oblique Leg)
2. Freestanding tables require 2 legs
3. Configurations using low cabinets require (1) leg and (1) Desk Riser
4. "Shared" or "Benching" configurations will require less legs

**Please Note:** Desk Riser required when using modular storage for support.

**UNITE  
STYLE  
LEG BASE****ARC  
STYLE  
LEG BASE****OBLIQUE  
STYLE  
LEG BASE ★**



# Variant Collection by OfficeSource™ **HOW TO ORDER**

**SEVERAL OPTIONS** - Variant Collection by OfficeSource™ offers mounted hutches, privacy panels, upholstered seat cushions, surface mount electrics and a cable management tray. From classic offices to open concept layouts, the endless possibilities surely enhance creativity and productivity in the workplace.

### THIRD - ADDITIONAL STORAGE & ACCESSORIES



### THIRD - ADDITIONAL STORAGE & ACCESSORIES

#### CONSIDER STORAGE OPTIONS & ACCESSORIES

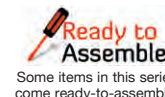
1. Below Surface/Tower Options
  - Low Cabinets
    - Cushion can be added
  - Pedestals
    - Metal
    - Laminate
  - Towers
    - PL207
    - PL166/1052/1053
    - PL175/1052/1053
3. Desktop Mounted Power Table Top
  - OSF6000SI
4. Wire Management
  - Under Surface Mount
    - OSF5000BLK
5. Collaboration Bench Seating
  - Cylinder, Cube, Quad, Pentagon Shapes

**Bench Seating Upholsteries In Stock:**  
Black (PER-F58), Kashmir Green (PER-BY1306), Taupe (PER-BY13013), Black Leather (PER-BL01)

Variant Collection - Symbol Key  
See Page 1 For Detailed Information



Environmentally Friendly



Some items in this series come ready-to-assemble.

### FOURTH - ABOVE WORKSURFACE STORAGE



### FOURTH - ABOVE WORKSURFACE STORAGE

#### CONSIDER OPEN HUTCHES W/OPTIONAL DOORS

1. Two Open Hutches – (36" & 71" Wide)
    - (A) Choose support height
  2. Three Wall Mount Hutches (31", 36½" & 71") No Supports
  3. Door Options for Open and Wall Mount Hutches
- Please Note:** Optional hutch doors available, four to choose from.



### FIFTH - CONSIDER ACRYLIC OR TACKABLE SCREENS



### FIFTH - CONSIDER ACRYLIC OR TACKABLE SCREENS


#### CONSIDER MODESTY AND PRIVACY SCREENS

1. Screens can be used in front, between or under work surfaces
2. Please select the correct bracket for the desired mounting type

**Please Note:** Brackets come in silver only. Must order 1 set for each Acrylic/Tackable Screen.



Surface Mount  
PLTSDTMSI



Surface Mount  
PLTSBUDMSGSLI



Dual Surface Mount  
PLTSBUDMDUALSI

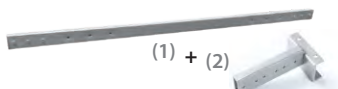
## Variant Collection by OfficeSource™

## COMPONENTS

## UNITE &amp; POST STYLE BASES



## 1 CHOOSE WORK SURFACE STYLE, SIZE &amp; SHAPE - MANY TO CHOOSE FROM



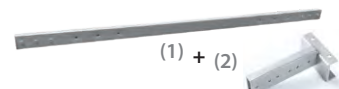
## MAIN DESK TOPS

## LIST PRICE

## ADD BEAMS

## LIST PRICE

PLT2436	36"W x 24"D	\$199.00	+	PLTCBBDESKBEAM36	\$147.00
PLT2448	48"W x 24"D	\$229.00	+	PLTCBBDESKBEAM48	\$147.00
PLT2460	60"W x 24"D	\$259.00	+	PLTCBBDESKBEAM60	\$163.00
PLT2466	66"W x 24"D	\$279.00	+	PLTCBBDESKBEAM66	\$177.00
PLT2472	72"W x 24"D	\$279.00	+	PLTCBBDESKBEAM72	\$187.00
PLT3048	48"W x 30"D	\$249.00	+	PLTCBBDESKBEAM48	\$147.00
PLT3060	60"W x 30"D	\$309.00	+	PLTCBBDESKBEAM60	\$163.00
PLT3066	66"W x 30"D	\$329.00	+	PLTCBBDESKBEAM66	\$177.00
PLT3072	72"W x 30"D	\$329.00	+	PLTCBBDESKBEAM72	\$187.00
PLT3672	72"W x 36"D	\$399.00	+	PLTCBBDESKBEAM72	\$187.00



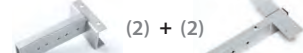
## PORKCHOP CREENZA TOPS

## ADD BEAMS

## LIST PRICE

PLT663624L	66"W x 24-36"D	\$389.00	+	PLTCBBDESKBEAM66	\$177.00
PLT663624R	66"W x 24-36"D	\$389.00	+	PLTCBBDESKBEAM66	\$177.00
PLT723624L	72"W x 24-36"D	\$499.00	+	PLTCBBDESKBEAM72	\$187.00
PLT723624R	72"W x 24-36"D	\$499.00	+	PLTCBBDESKBEAM72	\$187.00

\*Maximum return size is 60" on Porkchop Tops



## 120 DEGREE TOP

## LIST PRICE

## ADD BEAMS

## LIST PRICE

PLT120D2436	62 1/4"W x 38 3/4"D	\$399.00	+	PLTCBBRETSUPPORT	\$98.00
-------------	---------------------	----------	---	------------------	---------

RETURN TOPS  
(36"-48" WIDE)

## LIST PRICE

## ADD BEAMS

## LIST PRICE

PLT2436	36"W x 24"D	\$199.00	+	PLTCBBRETSUPPORT	\$98.00
PLT2442	42"W x 24"D	\$219.00	+	PLTCBBRETSUPPORT	\$98.00
PLT2448	48"W x 24"D	\$229.00	+	PLTCBBRETSUPPORT	\$98.00

## (60"-72" WIDE)

PLT2460	60"W x 24"D	\$259.00	+	PLTCBBRETURNBEAM60	\$198.00
PLT2466	66"W x 24"D	\$279.00	+	PLTCBBRETURNBEAM66	\$208.00
PLT2472	72"W x 24"D	\$279.00	+	PLTCBBRETURNBEAM72	\$218.00

## FINISHES IN STOCK:



## STIFFENERS

## LIST PRICE

PLT60MS	(For 60"W Tops)	\$39.00
PLT72MS	(For 72"W Tops)	\$49.00

Stiffener is a beam to prevent aging for table tops.

## 2 CHOOSE BASE STYLE - UNITE (TWO HEIGHT OPTIONS!) &amp; POST STYLE

UNITE LEG BASES  
- 28 1/2"H

## LIST PRICE

UNITE LEG BASES  
- 41"H

## LIST PRICE

PLTULEG24	(For 24"D Tops)	\$219.00	PLTULEG2441	(For 24"D Tops)	\$249.00
PLTULEG30	(For 30"D Tops)	\$229.00	PLTULEG3041	(For 30"D Tops)	\$259.00
PLTULEG36	(For 36"D Tops)	\$309.00	PLTULEG3641	(For 36"D Tops)	\$339.00
PLTULEG48	(For (2) 24"D Tops)	\$329.00	PLTULEG4841	(For (2) 24"D Tops)	\$369.00
PLTULEG60	(For (2) 30"D Tops)	\$349.00	PLTULEG6041	(For (2) 30"D Tops)	\$399.00

Finishes In Stock: Silver &amp; New! White ★

Finish In Stock: Silver

## OFFSET SQUARE LEG

PLTSQPOSTLEG \$169.00

Finishes In Stock: Silver, White &amp; Black

Please Note: Requires additional PLTCBBDESKBEAMS




## DESK RISER

## LIST PRICE

PLTLP24DR	(For 24"D Tops)	\$119.00
PLTLP30DR	(For 30"D Tops)	\$139.00

Finishes In Stock: Silver &amp; White



## U-SUPPORT BRACKET

(PAIR) 4 FLAT BRACKETS  
PLTUSUPPORT \$109.00

★ Gold Stars Indicate Product New for 2018.

NEED MORE  
LEG ROOM?PLTULEGHALF  
List: \$179.00

Ideal for shared single depth work surfaces. Allows more leg room. (For 24" or 30"D Tops)

Stocked In: Silver, NEW! White ★

INSET LEGS are ideal for shared double depth work surfaces. Allows more leg room. (For 24" or 30"D Tops)



PLTULEG4860ILCMB

Includes Wire Management Cover  
List: \$499.00

Stocked In: Silver or NEW! White ★

Wire Management Cover

PLTULEG4860ILMB41  
List: \$399.00INSET LEG COVER ★  
(FOR 41"H LEG)PLTULEG4860C41  
List: \$219.0041"H Leg & Cover  
Stocked In: Silver



## Variant Collection by OfficeSource™

## COMPONENTS

## ARC, VERTEX &amp; OBLIQUE BASES



## 1 CHOOSE WORK SURFACE STYLE, SIZE &amp; SHAPE - MANY TO CHOOSE FROM

MAIN DESK TOPS	LIST PRICE	ADD BEAMS	LIST PRICE
PLT2436 36"W x 24"D	\$199.00	PLTMAINDESKBEAM36 ★	\$59.00
PLT2448 48"W x 24"D	\$229.00	PLTMAINDESKBEAM48	\$69.00
PLT2460 60"W x 24"D	\$259.00	PLTMAINDESKBEAM60	\$85.00
PLT2466 66"W x 24"D	\$279.00	PLTMAINDESKBEAM66	\$99.00
PLT2472 72"W x 24"D	\$279.00	PLTMAINDESKBEAM72	\$109.00
PLT3048 48"W x 30"D	\$249.00	PLTMAINDESKBEAM48	\$69.00
PLT3060 60"W x 30"D	\$309.00	PLTMAINDESKBEAM60	\$85.00
PLT3066 66"W x 30"D	\$329.00	PLTMAINDESKBEAM66	\$99.00
PLT3072 72"W x 30"D	\$329.00	PLTMAINDESKBEAM72	\$109.00

PORKCHOP CRENZENZA TOPS	LIST PRICE	ADD BEAMS	LIST PRICE
PLT663624L 66"W x 24-36"D	\$389.00	PLTMAINDESKBEAM66	\$99.00
PLT663624R 66"W x 24-36"D	\$389.00	PLTMAINDESKBEAM66	\$99.00
PLT723624L 72"W x 24-36"D	\$499.00	PLTMAINDESKBEAM72	\$109.00
PLT723624R 72"W x 24-36"D	\$499.00	PLTMAINDESKBEAM72	\$109.00


\*Maximum return size is 60" on Porkchop Tops

RETURN TOPS (36"-48" WIDE)	LIST PRICE	ADD BEAMS	LIST PRICE
PLT2436 36"W x 24"D	\$199.00	PLTRETSUPPORT	\$59.00
PLT2442 42"W x 24"D	\$219.00	PLTRETSUPPORT	\$59.00
PLT2448 48"W x 24"D	\$229.00	PLTRETSUPPORT	\$59.00

(60"-72" WIDE)	LIST PRICE	ADD BEAMS	LIST PRICE
PLT2460 60"W x 24"D	\$259.00	PLTRETURNBEAM60	\$159.00
PLT2466 66"W x 24"D	\$279.00	PLTRETURNBEAM66	\$169.00
PLT2472 72"W x 24"D	\$279.00	PLTRETURNBEAM72	\$179.00

120 DEGREE TOP	LIST PRICE	ADD BEAMS	LIST PRICE
PLT120D2436 62 1/4"W x 38 3/4"D	\$399.00	PLTRETSUPPORT	\$59.00

## FINISHES IN STOCK:



## STIFFENERS

LIST PRICE
PLT60MS (For 60"W Tops) \$39.00
PLT72MS (For 72"W Tops) \$49.00

Stiffener is a beam to prevent aging for table tops.

## 2 CHOOSE BASE STYLE - ARC, VERTEX &amp; OBLIQUE STYLE



ARC LEG BASES - 28 1/2"H	LIST PRICE	OBLIQUE LEG BASES - 28 1/2"H	LIST PRICE
PLTARCLEG2430 (For 24"D & 30" Tops)	\$195.00	PLTVALEG2430 ★	\$189.00
PLTARCLEG4860 (For 48"D & 60" Tops)	\$205.00	PLTVALEG3642 ★	\$249.00
PLTMBMBC (Pair) Beam Connector (For PLTARCLEG4860)	\$49.00	PLTVALEG4860 ★	\$289.00

VERTEX LEG ★	LIST PRICE
PLTWML (Silver & White)	\$199.00

Finish In Stock: Silver &amp; White

U-SUPPORT BRACKET (PAIR) 4 FLAT BRACKETS	LIST PRICE
PLTUSUPPORT	\$109.00



## DESK RISER

Desk Riser used when using modular storage for support.

LIST PRICE
PLTLP24DR (For 24"D Tops) \$119.00
PLTLP30DR (For 30"D Tops) \$139.00

Finishes In Stock: Silver &amp; White

## OFFSET SQUARE LEG

LIST PRICE
PLTSQPOSTLEG \$169.00

Finishes In Stock: Silver, White &amp; Black

## NEED MORE LEG ROOM?



**HALF LEG - 28 1/2"H**  
PLTULEGHALF  
List: \$179.00

Ideal for shared single depth work surfaces. Allows more leg room. (For 24" or 30"D Tops)

Stocked In: Silver, NEW! White ★

**INSET LEGS** are ideal for shared double depth work surfaces. Allows more leg room. (For 24" or 30"D Tops)



**INSET LEG - 28 1/2"H**  
PLTULEG4860ILCMB

• Includes Wire Management Cover  
List: \$499.00

Stocked In: Silver or NEW! White ★

Wire Management Cover



**INSET LEG - 41"H ★**  
PLTULEG4860ILMB41  
List: \$399.00

**INSET LEG COVER ★**  
(FOR 41"H LEG)  
PLTULEG4860C41  
List: \$219.00

## Variant Collection by OfficeSource™

## COMPONENTS

## 3 CONSIDER ADDITIONAL STORAGE

Lateral  
w/Top  
Cushion**TWO DRAWER LATERAL FILE**

PL112 (w/Removable Top)

35½"W x 22"D x 29½"H \$799.00

**2 DRAWER PERSONAL CABINET**

PL1012\*

List Price

35½"W x 22"D x 22"H \$879.00

**OPEN BOOKCASE**

PL1013\*

List Price

35½"W x 22"D x 22"H \$399.00

\*PL1012 &amp; PL1013 - Top not included, requires PL109 or PL110.



Visconti Fabric


**TOP CUSHION**

CUSH2136

List Price

(For PL112, PL1012 &amp; PL1013) \$259.00

\*\*CUSH2136 Requires PL109 or PL110

**FILE/CREDENZA TOPS - 22"D**

PL109 File Top - 35½"W \$159.00

PL110 Credenza Top - 71"W \$219.00

**Laminate Finishes In Stock:**

Cherry, Mahogany, Honey, Maple, Espresso, Modern Walnut, Coastal Gray &amp; White\*

**Top Cushion Upholsteries In Stock:**

Celestial Blue, Lime Green, Dark Gray &amp; Visconti.



Some items in this series come ready-to-assemble.

**CHOOSE YOUR CABINET BASE STYLE**830BF  
w/Casters**TWO DRAWER METAL CABINETS**

830BF 2 Drawer File

30"W x 19"D x 20" or 23"H \$799.00

836BF 2 Drawer File

36"W x 19"D x 20" or 23"H \$869.00

830BO  
(No Base)**ONE DRAWER METAL CABINETS**

830BO Top Drawer/Bottom Open

30"W x 19"D x 20" or 23"H \$639.00

836BO Top Drawer/Bottom Open

36"W x 19"D x 20" or 23"H \$699.00

830OF  
(No Base)**ONE DRAWER METAL CABINETS**

830OF Top Open/Bottom Drawer

30"W x 19"D x 20" or 23"H \$739.00

836OF Top Open/Bottom Drawer

36"W x 19"D x 20" or 23"H \$839.00

830OO  
w/Sofa Legs

(With casters added, cabinet is 23"H)

**METAL BOOKCASE CABINETS**

830OO Bookcase w/1 Shelf

30"W x 19"D x 20" or 23"H \$539.00

836OO Bookcase w/1 Shelf

36"W x 19"D x 20" or 23"H \$599.00

**METAL CABINET BASE OPTIONS**

83CASTERS Heavy Duty Casters

(Set of 4) \$99.00

83SL Sofa Legs (Set of 4) \$59.00

**CABINET CUSHION ★**

CUSH2030 \$189.00

CUSH2036 \$219.00

**Metal Cabinets Finishes In Stock:**

Silver &amp; White

**OPEN CABINET**

LIST PRICE

PL1053 (For PL166, PL175)

16"W x 22½"D x 20¾"H \$299.00

**DOOR CABINET**

LIST PRICE

PL1052 (For PL166, PL175)

16"W x 22½"D x 20¾"H \$379.00

(Reversible)

Mobile Laminate  
Pedestal w/Top Cushion**MOBILE LAMINATE PEDESTAL**

PL1007 (Box/File) - Casters Included

16"W x 22½"D x 22¾"H \$499.00

**PEDESTAL TOP CUSHION**

CUSH1623 (For PL1007) \$139.00

**Laminate Finishes In Stock:**

Cherry, Mahogany, Honey, Maple, Espresso, Modern Walnut, Coastal Gray &amp; White\*

**Top Cushion Upholsteries In Stock:**

Celestial Blue, Lime Green, Dark Gray &amp; Visconti.

**METAL PEDESTALS**

LIST PRICE

CPSBBF (Box/Box/File)

15"W x 22"D x 26¾"H \$429.00

CPSFF (File/File)

15"W x 22"D x 26¾"H \$429.00

**OPTIONAL CASTERS**

CPPCASTERS \$39.00

Pedestals w/Casters (27"H)

**MOBILE METAL PEDESTAL**

CPSBF (Box/File) - Casters Included

15"W x 22"D x 22¼"H \$369.00

**PEDESTAL TOP CUSHION**

CUSH1522 (For CPS Peds) \$129.00


**Metal Pedestals Finishes In Stock:**

Black, Charcoal, Light Gray, Silver &amp; White.

CPSBF (White &amp; Silver Only).

**COMBINED STORAGE  
ADDED CABINET TO  
PEDESTAL**PL1053  
(PL166/PL175 Required)PL1052  
(PL166/PL175 Required)**LAMINATE FINISHES**

Cherry



Mahogany



Espresso



Honey




Coastal Gray



Modern Walnut



Maple



White

**METAL FINISHES**


Black




Charcoal



Light Gray



Silver



White

**CUSHION UPHOLSTERY**

Celestial



Lime



Dark Gray



Visconti

Gold Stars Indicate  
Product New for 2018.



## Variant Collection by OfficeSource™

## COMPONENTS



## 4 CONSIDER ABOVE WORKSPACE STORAGE

## STORAGE OPTIONS

## WALL MOUNTED OPEN HUTCH



Open Hutch Shown w/Optional Silver Framed Glass Doors



Open Hutch



Open Hutch Shown w/Optional Laminate Doors

## OPEN HUTCH - WALL MOUNT

– 15"D x 17"H  
PL209OH\* – 31"W  
\*Doors Not Included

LIST PRICE  
\$329.00

## OPEN HUTCH - WALL MOUNT

– 15"D x 17"H  
PL208OH\* – 36½"W  
\*Doors Not Included

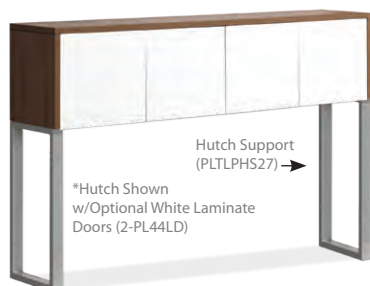
LIST PRICE  
\$359.00

## OPEN HUTCH - WALL MOUNT

– 15"D x 17"H  
PL2044OH\* – 71"W  
\*Doors Not Included

LIST PRICE  
\$599.00

## WALL MOUNTED OPEN HUTCH &amp; SUPPORTS (REQUIRED)



\*Hutch Shown w/Optional White Laminate Doors (2-PL44LD)

Hutch Support (PLTLPHS27) →



71"W

36½"W

## OPEN HUTCH LIST PRICE

PL1044OH\* Doors Not Included  
71"W x 15"D x 16½"H \$609.00  
PL1008OH\* Doors Not Included  
36½"W x 15"D x 16½"H \$369.00  
\*Requires PLTLPHS

**Please Note:** PL1044OH & PL1008OH are not compatible with the sliding glass doors.



Silver

White

## HUTCH SUPPORTS LIST PRICE

PLTLPHS27 27"H (pair) \$269.00  
PLTLPHS20 20"H (pair) \$229.00  
PLTLPHS14 14"H (pair) \$219.00  
PLTLPHS08 8"H (pair) \$195.00  
Sold & priced as pair

**Hutch Supports Colors In Stock:**  
Silver & White



(PLTLP27HSGLIDE)

## GLIDES (Set of 2) LIST PRICE

PLTLP27HSGLIDE \$19.00  
Raises the height of the PLTLPHS27 to be flush with a desk top. Allows PL1044OH to become desk mounted for use in benching.

## OPTIONAL HUTCH DOORS



## OPTIONAL LAMINATE FRAMED GLASS DOORS

Set of 2  
PL44GLDRL - (See Below)

LIST PRICE  
\$149.00



## OPTIONAL LAMINATE DOORS

Set of 2  
PL41LD - (For PL209)  
PL44LD - (See Below)

LIST PRICE  
\$50.00  
\$50.00



## OPTIONAL SILVER FRAMED GLASS DOORS

Set of 2  
PL41SGD - (For PL209)  
PL44SGD - (See Below)

LIST PRICE  
\$249.00  
\$249.00



## OPTIONAL SLIDING GLASS DOORS

(2 Door Span)  
PL44SLIDESGD \$169.00  
PL44RAILSI - (Rails For PL144OH/PL2044OH) \$99.00  
PL08RAILSI - (Rails For PL208OH) \$69.00

**Please Note:** PL1044OH & PL1008OH are not compatible with the sliding glass doors.

**NOTE:** All SKUs beginning with **PL44** above are (For PL144OH, PL1044OH, PL1008OH & PL208OH, PL2044OH)

## Variant Collection by OfficeSource™


## COMPONENTS

## SCREEN PANELS



## 5 CONSIDER OPTIONAL ACRYLIC, TACKABLE PRIVACY SCREENS &amp; ACCESSORIES

## ACRYLIC SCREEN BRACKETS



PLTSBUDMSGLSI

**UNDER DESK MOUNT SCREEN BRACKET** LIST PRICE

PLTSBUDMSGLSI (Set of 2) \$65.00

Brackets mount on to 1" work surfaces when screens are installed as a desk divider. Brackets can also be mounted to the underside of the work surface when using a screen as a modesty panel. Requires workspace overhang.



PLTSBUDMDUALSI

**DUAL UNDER DESK MOUNT SCREEN BRACKET**

PLTSBUDMDUALSI (Set of 2) \$85.00

Brackets mount between two back to back 1" work surfaces when screens are installed as a desk divider between the two work surface. Brackets attach with wood screws to the underside of the workstation. Requires workspace overhang.



PLTSDTMSI

**DESK MOUNT SCREEN BRACKET**

PLTSDTMSI (Set of 2) \$55.00

Brackets mount directly to the top of the work surface when screens are installed as a desk divider. Brackets can also mount to the underside of the work surface when screens are being used as a modesty panel.

*Note: Brackets come in Silver Only. Must order 1 set for each Acrylic Screen***ACRYLIC SCREENS - 1/4"D x 15"H**

MODEL #	SIZE	LIST PRICE
PLTAP1524S	24" Wide	\$159.00
PLTAP1530S	30" Wide	\$159.00
PLTAP1536S	36" Wide	\$169.00
PLTAP1542S	42" Wide	\$195.00
PLTAP1548S	48" Wide	\$209.00
PLTAP1554S	54" Wide	\$229.00
PLTAP1566S	66" Wide	\$239.00

**FABRIC SCREENS - 1/2"D x 15"H**


MODEL #	SIZE	LIST PRICE
PLTFP1524	24" Wide	\$109.00
PLTFP1530	30" Wide	\$109.00
PLTFP1536	36" Wide	\$119.00
PLTFP1548	48" Wide	\$159.00
PLTFP1554	54" Wide	\$179.00
PLTFP1566	66" Wide	\$199.00

**FABRIC SCREEN UPHOLSTERIES IN STOCK:**

Celestial Blue

Lime Green

Dark Gray



## MISCELLANEOUS ACCESSORIES



DOUBLE WIRE MESH TRAY



SINGLE WIRE MESH TRAY



TROUGH

**WIRE TRAYS**PLTWTD0UBLE18 (Black Only)  
18" Double Wire Mesh Tray \$89.00PLTWTSINGLE18 (Black Only)  
18" Single Wire Mesh Tray \$59.00**WIRE TRAYS**PLTWTD0UBLE24 (Black Only)  
24" Double Wire Mesh Tray \$139.00PLTWTSINGLE24 (Black Only)  
24" Single Wire Mesh Tray \$89.00**TROUGH**PLTPC18 (Black Only)  
18" Power Trough w/Cover \$59.00**SPINE CORD MANAGEMENT**CMS03SI (Silver Only)  
30"L Flexible Cord Concealer \$60.00

CMS03SI

## POWER MODULES &amp; CHARGER



TABLE MOUNTED

**TABLE MOUNTED POWER MODULE**OSF6000SI (Silver) \$149.00  
2 UL Power Outlets, 1 Dual USB Port

UNDER TABLE POWER MODULE

**UNDER TABLE POWER MODULE**OSF5000BLK (Black) \$179.00  
2 Outlets, 2 Dual USB Port  
Daisy-chainable

CELL PHONE CHARGER

**CELL PHONE CHARGER**OSF7000BLK \$149.00  
(Includes Apple Adapter)Gold Stars Indicate  
Product New for 2018.Some items in this series  
come ready-to-assemble.



## Variant Collection by OfficeSource™

## TYPICALS



## STANDARD FEATURES

- Tops & storage units feature rich thermally fused laminates with the added features of 3 mil PVC Dura-Edge detailing on all-exposed edges.
- Legs come standard with leveling glides.

## Unite Leg Colors

In Stock: Silver &amp; NEW! White ★

## Hutch Supports Colors In

Stock: Silver, White

TYPICAL OS51  
Total List: \$7,194.00

Excludes Accessories.

Overall Dimensions: 142"W x 72"D x 29½"H

## TYPICAL OS51

MODEL #	QTY	DESCRIPTION	W x D x H	LIST PRICE
PLT3072	2	Main Desk Top	72 x 30 x 1	\$329.00 ea.
PLTULEG30	2	Unite Leg	29½ x 1½ x 28½	\$229.00 ea.
PLTLP30DR	2	Desk Riser	29½ x 6½ x 2	\$139.00 ea.
PLTCBBDESKBEAM72	2	Top Support Beam	67½ x 2 x 1	\$187.00 ea.
PL1012	2	2 Drwr Personal Cabinet	35½ x 22 x 22	\$879.00 ea.
PL1013	2	Open Bookcase	35½ x 22 x 22	\$399.00 ea.
PL110	2	Credenza Top	71 x 22 x 1	\$219.00 ea.
PL208OH	4	Wall Mount - Open Hutch	36½ x 15 x 17	\$359.00 ea.
PL44SGD	4	Silver Frame Glass Doors	17 x ¾ x 15¾	\$249.00 ea.

## TYPICAL OS131

MODEL #	QTY	DESCRIPTION	W x D x H	LIST PRICE
PLT3072	1	Main Desk Top	72 x 30 x 1	\$329.00
PLT72MS	1	Stiffener Support	60¼ x 2¼ x 1	\$49.00
PLTULEG30	1	Unite Leg	29½ x 1½ x 28½	\$229.00
PLTWML	1	Vertex Leg (Silver)	8 x 21 x 28½	\$199.00
PLT2472	1	Return Desk Top	72 x 24 x 1	\$279.00
PLT60MS	1	Stiffener Support	48 x 2¼ x 1	\$39.00
PLTRETSUPPORT	1	Return Add Beam		\$59.00
PLTCBBRETSUPPORT	1	Top Support Beam	43¾ x 2 x 1	\$59.00
PLTLP24DR	1	Desk Riser	24"Dia x 6½"H	\$119.00
PL1012	1	Two Drawer Personal Cabinet	35½ x 22 x 22	\$879.00
PL1013	1	Open Bookcase	35½ x 22 x 22	\$399.00
PL110	1	Top (To Create Credenza)	71 x 22 x 1	\$219.00
CUSH2136	1	Top Cushion	35½ x 22 x 1½	\$259.00
PL2044OH	1	Wall Mount - Open Hutch	71 x 15 x 17	\$599.00
PL44SGD	2	Silver Framed Glass Doors	17 x ¾ x 15¾	\$249.00 ea.

TYPICAL OS131 ★  
Total List: \$4,253.00

Excludes Seating &amp; Accessories.

Overall Dimensions: 72"W x 102"D x 29½"H\*

\*Height does not include hutch.

## TOP CUSHIONS - UPHOLSTERIES IN STOCK:

Celestial Blue

Lime Green

Dark Gray

Visconti



## VARIANT COLLECTION - FINISHES IN STOCK:

Cherry

Espresso



Mahogany

Honey

Maple

Modern Walnut

Coastal Gray

White\*  
(Selected SKUs)Gold Stars Indicate  
Product New for 2018.

## Variant Collection by OfficeSource™ TYPICALS

Simple,  
Contemporary,  
Affordable...

**Finishes In Stock:**

Cherry, Mahogany,  
Honey, Maple, Espresso,  
Modern Walnut, White\*  
& Coastal Gray  
\*(White In Stock For  
Select Skus)

**Unite Leg Colors**

**In Stock:** Silver &  
**NEW!** White

**Hutch Supports**

**Colors In Stock:**  
Silver, White



**TYPICAL OS132 ★**  
**Total List: \$6,291.00**

*Excludes Desk Riser, Accessories & Seating.*

**Overall Dimensions:** 144"W x 102"D x 29½"H  
(Does not include Hutch)



**TYPICAL OS145 ★**  
**Total List: \$4,166.00**

*Excludes Seating & Accessories.*

**Overall Dimensions:**  
60"W x 61"D x 29½"H\*  
\*Height does not include hutch.



**TYPICAL OS140 ★**  
**Total List: \$3,154.00**

*Excludes Seating & Accessories.*

**Overall Dimensions:**  
60"W x 60"D x 29½"H



Gold Stars Indicate  
Product New for 2018.

**TYPICAL OS132**

MODEL #	QTY	DESCRIPTION	W x D x H	LIST PRICE
PL2044OH	2	Wall Mount - Open Hutch	71 x 15 x 17	\$599.00 ea.
PL44SLIDESGD	4	Sliding Glass Doors	18 x ½ x 15¾	\$169.00 ea.
PL44RAILSI	2	Rails for PL44SLIDESGD	1 x 1 x 69	\$99.00 ea.
PL1007	2	Mobile Pedestal - B/F	16 x 22½ x 22½	\$499.00 ea.
PLT3072	4	Main Desk Top	72 x 30 x 1	\$329.00 ea.
PLTULEG30	4	Unite Leg	29½ x 1½ x 28½	\$229.00 ea.
PLTULEGHALF	1	Half Leg	29½"H	\$179.00
PLTCBBDESKBEAM72	2	Top Support Beam	67¾ x 2 x 1	\$187.00 ea.
PLTCBBRETURNBEAM72	2	Top Support Beam	81 x 2 x 1	\$218.00 ea.

**TYPICAL OS145**

MODEL #	QTY	DESCRIPTION	W x D x H	LIST PRICE
PLT3072	1	Main Desk Top	72 x 30 x 1	\$329.00
PLTULEG30	1	Unite Leg	29½ x 1½ x 28½	\$229.00
PLTCBBDESKBEAM72	1	Top Support Beam	67¾ x 2 x 1	\$187.00
PL1012	1	Two Drawer Personal Cabinet	35½ x 22 x 22	\$879.00
PL1013	1	Open Bookcase	35½ x 22 x 22	\$399.00
PL110	1	Top (To Create Credenza)	71 x 22 x 1	\$219.00
CUSH2136	1	Top Cushion	35½ x 22 x 1½	\$259.00
PLTLP30DR	1	Desk Riser	29¾ x 6½ x 2	\$139.00
PL208OH	3	Wall Mount - Open Hutch	36½ x 15 x 17	\$359.00 ea.
PL44LD	3	Laminate Doors (Sets of 2)	17¾ x ½ x 15¾	\$50.00 ea.
GBM1769WH	1	Magnetic Glass White Board	69 x ½ x 17	\$299.00

**TYPICAL OS140**

MODEL #	QTY	DESCRIPTION	W x D x H	LIST PRICE
PLT3060	2	Rectangular Top	60 x 30 x 1	\$309.00 ea.
PLTCBBDESKBEAM60	2	Top Support Beam	2 x 55 x 1	\$163.00 ea.
PLTULEG60	2	Unite Leg	60"Dia x 28½"H	\$349.00 ea.
PLTAP1554S	1	Acrylic Screen	54 x ¼ x 15	\$229.00
PLTSBUDMDUALSI	1	Dual Mount Screen Bracket (Set of 2)	5¾ x 1¾ x 3¾	\$85.00
SS3221BLK	2	Pneumatic Desk Riser	31½ x 21¾ x 8-16	\$599.00 ea.

**FINISHES IN STOCK:**

Cherry



Mahogany

Modern  
Walnut

Espresso



Coastal Gray



Honey



Maple

\*White  
(Select SKUs)



## Variant Collection by OfficeSource™ TYPICALS



## TYPICAL OS143

Total List: \$7,236.00



Excludes Seating &amp; Accessories.

Overall Dimensions: 203"W x 72"D x 65½"H



## TYPICAL OS78

Total List: \$13,707.00

Excludes Seating &amp; Accessories.

Overall Dimensions: 216"W x 145"D x 46"H



## TYPICAL OS39

Total List: \$10,888.00

Excludes Seating &amp; Accessories.

Overall Dimensions: 144"W x 142"D x 44½"H

Gold Stars Indicate  
Product New for 2018.

## TYPICAL OS143

MODEL #	QTY	DESCRIPTION	W x D x H	LIST PRICE
PLT3072	2	Main Desk Top	72 x 30 x 1	\$329.00 ea.
PLTULEG30	4	Unite Leg	29½ x 1½ x 28½	\$229.00 ea.
PLTCBBDESKBEAM72	2	Top Support Beam	67¾ x 2 x 1	\$187.00 ea.
PLT2448	2	Return Top	48 x 24 x 1	\$229.00 ea.
PLTULEG24	2	Unite Leg	23¾ x 1½ x 28½	\$219.00 ea.
PLTCBBRETSUPPORT	2	Top Support Beam	43¾ x 2 x 1	\$98.00 ea.
PL207	2	Wardrobe Storage Unit	23¼ x 23¼ x 65½	\$1,599.00 ea.
PL1007	2	Mobile Pedestal - B/F	16 x 22½ x 22½	\$499.00 ea.

## TYPICAL OS78

MODEL #	QTY	DESCRIPTION	W x D x H	LIST PRICE
PLT2472	6	Main Desk Top	72 x 24 x 1	\$279.00 ea.
PLTULEG48	2	Unite Leg	48 x 1½ x 28½"H	\$329.00 ea.
PLTULEG4860ILCMB	2	Unite Inset Leg	35 x 10½ x 28½"H	\$499.00 ea.
PLTCBBDESKBEAM72	6	Top Support Beam	67¾ x 2 x 1	\$187.00 ea.
PL1044OH	6	Open Hutch	71 x 15 x 16½	\$609.00 ea.
PLTLPHS27	3	Hutch Supports (Pair)	14 x 2 x 27	\$269.00 ea.
PLTLP27HSGSLIDE	6	Glides (Set of 2)		\$19.00 ea.
PL1007	6	Mobile Pedestal - B/F	16 x 22½ x 22½	\$499.00 ea.
CUSH1623	6	Top Cushion	15¾ x 22¾ x 1½	\$139.00 ea.
PLTFP1566	3	Fabric Screen	66 x ½ x 15	\$199.00 ea.
PLTSBUDMDUALSI	3	Dual Mount Screen Bracket (Set of 2)	5¼ x 1¼ x 3¼	\$85.00 ea.

## TYPICAL OS39

MODEL #	QTY	DESCRIPTION	W x D x H	LIST PRICE
PLT2472	4	Main Desk Top	72 x 24 x 1	\$279.00 ea.
PLTULEG24	4	Unite Leg	23¾ x 1½ x 28½	\$219.00 ea.
PLTCBBDESKBEAM72	4	Top Support Beam	67¾ x 2 x 1	\$187.00 ea.
PL1012	4	2 Drwr Personal Cabinet	35½ x 22 x 22	\$879.00 ea.
PL1013	4	Open Bookcase	35½ x 22 x 22	\$399.00 ea.
PLTLP24DR	4	Desk Riser	23¾ x 6½ x 2	\$119.00 ea.
PL110	4	Credenza Top	71 x 22 x 1	\$219.00 ea.
CUSH2136	4	Top Cushion	35¾ x 22 x 1½	\$259.00 ea.
PLTAP1566S	2	Acrylic Screen	66 x ¼ x 15	\$239.00 ea.
PLTSBUDMDUALSI	2	Dual Mount Screen Bracket (Set of 2)	5¼ x 1¼ x 3¼	\$85.00 ea.

## Variant Collection by OfficeSource™ TYPICALS

## STANDARD FEATURES

- Rich thermally fused laminates with the added features of 3 mil PVC Dura-Edge detailing on all-exposed edges.
- Locking pedestals feature top quality Steel Ball Bearing drawer slides
- Core removable locks & leveling glides included.

Your Choice of  
**8 DESIGNER TOP  
FINISHES!**

## Unite Leg Colors

In Stock: Silver &amp; NEW! White

## Hutch Supports Colors In

Stock: Silver, White



## TYPICAL OS104

Total List: \$10,938.00



Excludes Seating &amp; Accessories.

Overall Dimensions: 216"W x 71"D x 50½"H



## TYPICAL OS46

Total List: \$6,258.00

Excludes Seating &amp; Accessories.

Overall Dimensions: 174"W x 72"D x 49"H




## TYPICAL OS47

Total List: \$16,584.00

Excludes Seating &amp; Accessories.

Overall Dimensions: 144"W x 204"D x 29½"H (w/o Panel)

## FINISHES IN STOCK



## TYPICAL OS104

MODEL #	QTY	DESCRIPTION	W x D x H	LIST PRICE
PLT2472	3	Main Desk Top	72 x 24 x 1	\$279.00 ea.
PLTULEG24	3	Unite Leg	23½ x 1½ x 28½	\$219.00 ea.
PLTCB8DESKBEAM72	3	Top Support Beam	67½ x 2 x 1	\$187.00 ea.
OSF6000SI	3	Table Mountable Power Module		\$149.00 ea.
PL1053	3	Open Cabinet	16 x 22½ x 20½	\$299.00 ea.
PLTLP24DR	3	Desk Riser	23½ x 6½ x 2	\$119.00 ea.
PL1007	3	Mobile Pedestal - B/F	16 x 22½ x 22½	\$499.00 ea.
CUSH1623	3	Top Cushion	15½ x 22½ x 1½	\$139.00 ea.
PL1012	3	2 Drwr Personal Cabinet	35½ x 22 x 22	\$879.00 ea.
PL1013	3	Open Bookcase	35½ x 22 x 22	\$399.00 ea.
PL110	3	Credenza Top	71 x 22 x 1	\$219.00 ea.
CUSH2136	3	Top Cushion	35½ x 22 x 1½	\$259.00 ea.

## TYPICAL OS46

MODEL #	QTY	DESCRIPTION	W x D x H	LIST PRICE
PLT3072	2	Main Desk Top	72 x 30 x 1	\$329.00 ea.
PLTULEG30	2	Unite Leg	29½ x 1½ x 28½	\$229.00 ea.
PLTLP30DR	2	Desk Riser	29½ x 6½ x 2	\$139.00 ea.
PL1012	2	2 Drwr Personal Cabinet	35½ x 22 x 22	\$879.00 ea.
PL1013	2	Open Bookcase	35½ x 22 x 22	\$399.00 ea.
PL110	2	Credenza Top	71 x 22 x 1	\$219.00 ea.
PL166	2	Deluxe Full Pedestal - B/B/F	15½ x 22 x 28½	\$449.00 ea.
PL1053	2	Open Cabinet	16 x 22½ x 20½	\$299.00 ea.
PLTCB8DESKBEAM72	2	Top Support Beam	67½ x 2 x 1	\$187.00 ea.

## TYPICAL OS47

MODEL #	QTY	DESCRIPTION	W x D x H	LIST PRICE
PLT3072	4	Main Desk Top	72 x 30 x 1	\$329.00 ea.
PLTULEG30	8	Unite Leg	29½ x 1½ x 28½	\$229.00 ea.
PLT2472	4	Main Desk Top	72 x 24 x 1	\$279.00 ea.
PLTLP24DR	4	Desk Riser	23½ x 6½ x 2	\$119.00 ea.
PLTCB8DESKBEAM72	4	Top Support Beam	67½ x 2 x 1	\$187.00 ea.
PL1012	4	2 Drwr Personal Cabinet	35½ x 22 x 22	\$879.00 ea.
PL1013	4	Open Bookcase	35½ x 22 x 22	\$399.00 ea.
PL110	4	Credenza Top	71 x 22 x 1	\$219.00 ea.
CUSH2136	4	Top Cushion	35½ x 22 x 1½	\$259.00 ea.
PLTAP1566S	2	Acrylic Screen	66 x ¼ x 15	\$239.00 ea.
PLTSBUDMDUALSI	2	Dual Mount Screen Bracket (Set of 2)	5¼ x 1¼ x 3¼	\$85.00 ea.
PLTCB8RETURNBEAM72	4	Top Support Beam	81 x 2 x 1	\$218.00 ea.
PL1007	4	Mobile Pedestal - B/F	16 x 22½ x 22½	\$499.00 ea.
CUSH1623	4	Top Cushion	15½ x 22½ x 1½	\$139.00 ea.



Variant Collection by OfficeSource™ **TYPICALS****TYPICAL OS105****Total List: \$22,098.00***Excludes Accessories.*Overall Dimensions: 249"W x 144"D x 65½"H**TYPICAL OS54****Total List: \$8,444.00***Excludes Seating & Accessories.*Overall Dimensions: 145"W x 144"D x 29½"H (w/o Panel)**TYPICAL OS65****Total List: \$3,459.00***Excludes Seating & Accessories.*Overall Dimensions:  
72"W x 78"D x 29½"H**TYPICAL OS105**

MODEL #	QTY	DESCRIPTION	W x D x H	LIST PRICE
PL1012	8	2 Drwr Personal Cabinet	35½ x 22 x 22	\$879.00 ea.
PL1013	4	Open Bookcase	35½ x 22 x 22	\$399.00 ea.
PL110	6	Credenza Top	71 x 22 x 1	\$219.00 ea.
CUSH2136	4	Top Cushion	35½ x 22 x 1½	\$259.00 ea.
PL150	4	Personal Storage Cabinet	18 x 24 x 65½	\$849.00 ea.
PL150151SGD	4	Glass Storage Cabinet Doors	18 x ½ x 65½	\$299.00 ea.
PL1044OH	2	Open Hutch	71 x 15 x 16½	\$609.00 ea.
PL1022VHO	4	Support - Vertical Hutch Organizer	18¼ x 14¼ x 29½	\$319.00 ea.
PL44SGD	2	Silver Framed Glass Doors	17 x ¾ x 15¾	\$249.00 ea.
PLT3072	4	Main Desk Top	72 x 30 x 1	\$329.00 ea.
PLTULEG30	4	Unite Leg	29½ x 1½ x 28½	\$229.00 ea.
PLTLP30DR	4	Desk Riser	29½ x 6½ x 2	\$139.00 ea.
PLTCBBDESKBEAM72	4	Top Support Beam	67½ x 2 x 1	\$187.00 ea.

**TYPICAL OS54**

MODEL #	QTY	DESCRIPTION	W x D x H	LIST PRICE
PLT2472	4	Main Desk Top	72 x 24 x 1	\$279.00 ea.
PLT2448	4	Return Top	48 x 24 x 1	\$229.00 ea.
PLTULEG24	12	Unite Leg	23½ x 1½ x 28½	\$219.00 ea.
PL1007	4	Mobile Pedestal - B/F	16 x 22½ x 22½	\$499.00 ea.
PLTAP1566S	2	Acrylic Screen	66 x ¼ x 15	\$239.00 ea.
PLTSBUDMDUALSI	2	Dual Mount Screen Bracket (Set of 2)	5¾ x 1¾ x 3¾	\$85.00 ea.
PLTCBBDESKBEAM72	4	Top Support Beam	67½ x 2 x 1	\$187.00 ea.
PLTCBBRETSUPPORT	4	Top Support Beam	43½ x 2 x 1	\$98.00 ea.

**TYPICAL OS65**

MODEL #	QTY	DESCRIPTION	W x D x H	LIST PRICE
PLT3072	1	Main Desk Top	72 x 30 x 1	\$329.00
PLT2448	1	Return Top	48 x 24 x 1	\$229.00
PLTULEG30	2	Unite Leg	29½ x 1½ x 28½	\$229.00 ea.
PLTULEG24	1	Unite Leg	23½ x 1½ x 28½	\$219.00
PLTCBBDESKBEAM72	1	Top Support Beam	67½ x 2 x 1	\$187.00
PLTCBBRETSUPPORT	1	Top Support Beam	43½ x 2 x 1	\$98.00
CPSBBF	1	Metal Pedestal - B/B/F	15 x 22 x 26¾	\$429.00
PL208OH	2	Open Hutch	36½ x 15 x 16½	\$359.00 ea.
PL44SGD	2	Silver Framed Glass Doors	17 x ¾ x 15¾	\$249.00 ea.
PLTAP1566S	1	Acrylic Screen	66 x ¼ x 15	\$239.00
PLTSDTMSI	1	Screen Bracket (Set of 2)		\$55.00

## Variant Collection by OfficeSource™ TYPICALS

**TYPICAL OS119** ★  
**Total List: \$9,272.00**

*Excludes Seating & Accessories.*  
**Overall Dimensions:**  
216"W x 174"D x 65½"H

TYPICAL OS119				
MODEL #	QTY	DESCRIPTION	W x D x H	LIST PRICE
PL2044OH	3	Wall Mount - Open Hutch	71 x 15 x 17	\$599.00 ea.
PL44SGD	3	Silver Framed Glass Doors	17 x ¾ x 15¾	\$249.00 ea.
PL44CHD	3	Center Hutch Divider	12 x 34 x 13	\$99.00 ea.
PLT2472	2	Main Desk Top	72 x 24 x 1	\$279.00 ea.
PLT3072	3	Main Desk Top	72 x 30 x 1	\$329.00 ea.
PLTULEG24	1	Unite Leg	23½ x 1½ x 28½	\$219.00
PLTULEG30	2	Unite Leg	29½ x 1½ x 28½	\$229.00 ea.
PLTULEGHF	3	Half Leg	15¾ x 2 x 28½	\$179.00 ea.
PLTCBBDESKBEAM72	4	Top Support Beam	67¾ x 2 x 1	\$187.00 ea.
PLTCBBRETURNBEAM72	1	Top Support Beam	81 x 2 x 1	\$218.00
CPSBF	3	Mobile Metal Pedestal (Box/File)	15 x 22 x 22¼	\$369.00 ea.
CUSH1522	3	Top Cushion	15 x 22 x 1½	\$129.00 ea.
OSF5000BLK	4	Under Surface Mount		\$179.00 ea.
PLT42R	1	Round Table Top	42" Diameter	\$229.00
PLTVLEG128	3	Tri-Leg Base (Single Leg)	1 x 3 x 28½	\$89.00 ea.

TYPICAL OS133				
MODEL #	QTY	DESCRIPTION	W x D x H	LIST PRICE
PLT3072	1	Main Desk Top	72 x 30 x 1	\$329.00
PLTVLEG2430	2	Oblique Leg Base	23¼ x 5 x 28½	\$189.00 ea.
PLTLP30DR	1	Desk Riser	29½ x 6½ x 2	\$139.00
PLTMAINDESKBEAM72	2	Add Beam	67¼ x 2 x 1	\$109.00 ea.
CMS03SI	1	Spine Cord Management	5 x 2½ x 30	\$60.00
PL1013	3	Open Bookcase	35½ x 22 x 22	\$399.00 ea.
PLT2472	1	Main Desk Top	72 x 24 x 1	\$279.00
PLTLP24DR	1	Desk Riser	23¾ x 6½ x 2	\$119.00
PL2044OH	1	Wall Mount - Open Hutch	71 x 15 x 17	\$599.00
PL44SGD	2	Silver Framed Glass Doors	17 x ¾ x 15¾	\$249.00 ea.
PLTLP527	1	Hutch Supports (Pair)	14 x 2 x 27	\$269.00
PL152	1	Storage Cabinet	35½ x 22 x 37¼	\$669.00
PL152SGD	1	Silver Frame Glass Cabinet Doors	16½ x ½ x 36	\$499.00
PL1007	1	Mobile Pedestal - B/F	16 x 22½ x 22½	\$499.00
PL109	3	File/Credenza Top	35½ x 22	\$159.00 ea.

**TYPICAL OS133** ★  
**Total List: \$6,229.00**

*Excludes Accessories.*  
**Overall Dimensions:**  
107½"W x 106½"D x 65½"H

**Your Choice of  
8 DESIGNER TOP  
FINISHES!**

**Unite Leg Colors**  
**In Stock: Silver & NEW! White**

**Hutch Supports Colors In  
Stock: Silver, White**



**Gold Stars Indicate  
Product New for 2018.**



Variant Collection by OfficeSource™ **TYPICALS****TYPICAL OS134** ★**Total List: \$33,946.00** ↑

Excludes Seating &amp; Accessories.

**Overall Dimensions:** 260"W x 214"D x 65½"H

Based on 48" walkways.

**TYPICAL OS134**

MODEL #	QTY	DESCRIPTION	W x D x H	LIST PRICE
PL152	16	Storage Cabinet	35½ x 22 x 37¼	\$669.00 ea.
PL152SGD	8	Silver Frame Glass Cabinet Doors	16½ x ½ x 36	\$499.00 ea.
PL110	8	Credenza Top	71 x 22 x 1	\$219.00 ea.
PLPULLRSI	48	Rectangular Pulls	1 x 7 x 1	\$29.00 ea.
PL144OH	4	Open Hutch	72 x 15 x 36	\$539.00 ea.
GBM1769WH	4	Magnetic Glass White Board	69 x ½ x 17	\$299.00 ea.
PL44SLIDESGD	8	Sliding Glass Doors	18 x ½ x 16	\$99.00 ea.
PL44RAILSI	4	Rails for PL44SLIDESGD	69 x ½ x 1	\$169.00 ea.
PL1007	8	Mobile Pedestal - B/F	16 x 22½ x 22½	\$499.00 ea.
CMS03SI	8	Spine Cord Management	5 x 2½ x 30	\$60.00 ea.
PLTVALEG4860	6	Oblique Leg Base	43½ x 5 x 28½	\$289.00 ea.
PLTMAINDESKBEAM72	8	Add Beam	67¼ x 2 x 1	\$109.00 ea.
PLT3072	8	Main Desk Top	72 x 30 x 1	\$329.00 ea.
PLTSBUDMDUALSI	4	Dual Mount Screen Bracket (Set of 2)	5¾ x 1¾ x 3¾	\$85.00 ea.
PLTAP1566S	4	Acrylic Screen	66 x ¼ x 15	\$239.00 ea.

Gold Stars Indicate  
Product New for 2018.**TYPICAL OS135**

MODEL #	QTY	DESCRIPTION	W x D x H	LIST PRICE
PLT3672	1	Main Desk Top	72 x 36 x 1	\$399.00
PLTVALEG3642	2	Oblique Leg Base	35 x 5 x 28½	\$249.00 ea.
PLTMAINDESKBEAM72	1	Add Beam	67¼ x 2 x 1	\$109.00
PLTAP1566S	1	Acrylic Screen	66 x ¼ x 15	\$239.00
PLTSDTMSI	1	Screen Bracket (Set of 2)		\$55.00
PLT2472	1	Main Desk Top	72 x 24 x 1	\$279.00
PLTVALEG2430	2	Oblique Leg Base	23¼ x 5 x 28½	\$189.00 ea.
PLTRETSUPPORT	2	Return Add Beam		\$59.00 ea.
PL149	2	Mobile Pedestal - F/F	16 x 22 x 28½	\$629.00 ea.
PL207	1	Wardrobe Storage Unit	23¼ x 23¼ x 65½	\$1,599.00
PL2044OH	1	Wall Mount - Open Hutch	71 x 15 x 17	\$599.00
PL44LD	1	Laminate Doors (Sets of 2)	17¾ x ½ x 15¾	\$50.00
CMS03SI	1	Spine Cord Management	5 x 2½ x 30	\$60.00

**TYPICAL OS135** ★  
**Total List: \$5,641.00**

Excludes Seating &amp; Accessories.

**Overall Dimensions:**

95¼"W x 108"D x 65½"H

**FINISHES IN STOCK**

Cherry	Mahogany
Honey	Espresso
Coastal Gray	Maple
Modern Walnut	*White (Select SKUs)

# Standup Standing Desk Collection by OfficeSource™

## DESIGN YOUR OWN WITH OfficeSource™



### AVOID THE HARMFUL LONG-TERM EFFECTS OF TOO MUCH SITTING...

Health authorities recommend changing posture from a sitting to standing position throughout the day to avoid the harmful long-term effects of too much sitting.

OfficeSource® StandUp Standing Desk Series are easy, quick and quiet to operate and offer the optimal vertical range to accommodate people of all sizes.



### SIX BASE OPTIONS

#### ADJUSTABLE HEIGHT RANGES:

Deluxe Electric - 25-50½"  
Electric Corner - 25-50½"  
Pneumatic Gas Lift - 26-39½"  
Crank Lift - 26-42½"



**FOUR TOP SHAPES + SEVERAL TOP SIZES + 8 TOP FINISHES**

**CONFIGURE YOUR WAY!**





## Standup Standing Desk by OfficeSource™ **HOW TO ORDER**

**CUSTOM BUILD YOUR STANDING WORKSTATION BY COMBINING TABLE TOPS AND BASES!**



## STANDING DESKS

### 1 CHOOSE ADJUSTABLE HEIGHT BASE - 6 TO CHOOSE FROM

1. Crank Lift
2. Pneumatic Gas Lift w/Casters
3. Deluxe Electric - Standard
4. Deluxe Corner Electric - Standard
5. Single Post Leg - Standard
6. Basic Electric - Standard

**Metal Finishes In Stock:** Silver

**Note:** Basic Electric Silver & White



**Interested in an Electric Style Base?  
Upgrade With Our Deluxe Programmable Remote!**

### 2 CHOOSE A TOP STYLE - 4 TO CHOOSE FROM IN VARIOUS SIZES

1. Rectangular - Square
2. Rectangular - Beveled Edge
3. Porkchop Top w/Return Top (Combined Creates "L" Workstation)
4. 120 Degree Worksurface

**Finishes In Stock:** Cherry, Mahogany, Honey, Maple, Espresso, Modern Walnut, Coastal Gray & White\*



## Standup Standing Desk by OfficeSource™

## COMPONENTS



**StandUp**  
Standing Desk Series

## SIX BASE OPTIONS

### 1 CHOOSE BASE STYLE - SIX TO CHOOSE FROM

#### DELUXE ELECTRIC ADJUSTABLE BASE

PLTDEAB7248WF24 (for 24"D tops)

PLTDEAB7248WF30 (for 30"D tops)

- Accommodates 48"W to 72"W Table Tops
- 2 Motor, 3 Stage Leg
- Standard Remote, Non-Programmable
- Adjustable Height Range: 25" - 50½"H
- Speed: 1.4" Per Second; Gear Driven Motor
- Weight Capacity: 350 Lbs

List \$1,799.00

#### BASIC ELECTRIC ADJUSTABLE BASE

PLTEAB4872BUDWF24 (for 24"D tops)

PLTEAB4872BUDWF30 (for 30"D tops)

- Accommodates 48"W to 72"W Table Tops
- 1 Motor, 2 Stage Leg
- Standard Remote, Non-Programmable
- Adjustable Height Range: 26¼" - 46½"H
- Weight Capacity: 175 Lbs

List \$1,299.00

#### UPGRADE YOUR ELECTRIC TABLE

(For Deluxe, Budget & Corner Bases)

#### DELUXE PROGRAMMABLE REMOTE

PLTDEPRGREMOTE

List \$99.00

#### ELECTRIC CORNER ADJUSTABLE BASE

PLTECAB6078WF

- Accommodates 60"W to 78"W Table Tops w/ Return Tops 36"W to 48"W or 72"W x 78"W Corner Unit (PLT723624 Porkchop Table w/PLT2442 Return)
- 3 Motor, 3 Stage Leg
- Standard Remote, Non-Programmable
- Adjustable Height Range: 25" - 50½"H
- Speed: 1.4" Per Second; Gear Driven Motor
- Weight Capacity: 350 Lbs

List \$2,449.00

#### SHORTENING KITS - Deluxe Unit Only

(FOR USE WHEN USING SMALLER TOPS)

#### DELUXE ADJ BASE - 36"- 48" WIDE

PLTDESHKIT

List \$189.00

#### CORNER ADJ BASE - 42"- 60" WIDE

PLTECASHKIT

List \$109.00

#### PNEUMATIC HEIGHT



#### ADJUSTABLE BASE W/CASTERS

- Accommodates 60"W to 72"W Table Tops

PLTPHAB2460WFSI (for 24"D tops)

List \$889.00

PLTPHAB2472WFSI (for 24"D tops)

List \$919.00

PLTPHAB3060WFSI (for 30"D tops)

List \$899.00

PLTPHAB3072WFSI (for 30"D tops)

List \$929.00

#### LAMINATE DESK CASINGS

\*PLTHAT5166

List \$2,829.00

\*PLTHAT5172

List \$2,839.00

\*Includes Deluxe Electric Adjustable Base & Top.

#### OPTIONAL CASTERS

(FOR USE WITH ALL NON-CASTER BASES)

83CASTERS - SET OF 4

List \$99.00

#### CRANK LIFT BASES

PLTCRKB36WF24 (for 24"D tops)

PLTCRKB36WF30 (for 30"D tops)

- Accommodates 36"W to 48"W Table Tops

• Adj. Height Range: 26¼" - 42¾"H

List \$819.00

PLTCRKB60WF24 (for 24"D tops)

PLTCRKB60WF30 (for 30"D tops)

- Accommodates 60"W to 72"W Table Tops

• Adj. Height Range: 26¼" - 42¾"H

• Weight Capacity: 150 Lbs

List \$859.00

#### ELECTRIC SINGLE POST

#### ADJUSTABLE BASE

PLTECSPST

- Accommodates 120 Degree Table Top & PLT

Tops up to 30" x 42", larger w/Stiffener Bar

- Standard Remote, Non-Programmable

• Adj. Height Range: 25" - 43¾"H

• Weight Capacity: 175 Lbs

List \$1,189.00

#### Metal Finishes In Stock: Silver

Note: Basic Electric Silver & White

### 2 CHOOSE WORK SURFACE STYLE, SIZE & SHAPE - SEVERAL TO CHOOSE FROM



#### RECTANGULAR TOPS

#### LIST PRICE

PLT2448	48"W x 24"D	\$229.00
PLT2460	60"W x 24"D	\$259.00
PLT2466	66"W x 24"D	\$279.00
PLT2472	72"W x 24"D	\$279.00
PLT3048	48"W x 30"D	\$249.00
PLT3060	60"W x 30"D	\$309.00
PLT3066	66"W x 30"D	\$329.00
PLT3072	72"W x 30"D	\$329.00
PLT3672	72"W x 36"D	\$399.00



#### RECTANGULAR BEVELED EDGE TOPS

PLBE2448	48"W x 24"D	\$279.00
PLBE2460	60"W x 24"D	\$309.00
PLBE2472	72"W x 24"D	\$349.00
PLBE3060	60"W x 30"D	\$369.00
PLBE3072	72"W x 30"D	\$399.00



#### 120 DEGREE TOP

#### LIST PRICE

PLT120D2436	62¼"W x 38¾"D	\$399.00
-------------	---------------	----------



PLT663624R &  
PLT723624R

#### PORKCHOP CREDEZA TOPS

PLT663624L	66"W x 24-36"D	\$389.00
PLT663624R	66"W x 24-36"D	\$389.00
PLT723624L	72"W x 24-36"D	\$499.00
PLT723624R	72"W x 24-36"D	\$499.00

#### RECTANGULAR RETURN TOPS

PLT2436	36"W x 24"D	\$199.00
PLT2442	42"W x 24"D	\$219.00
PLT2448	48"W x 24"D	\$229.00
PLT2460	60"W x 24"D	\$259.00

\*Maximum return size is 60" on Porkchop Tops

### 3 CHOOSE FINISH

#### FINISHES IN STOCK





## Standup Collection by OfficeSource™ TYPICALS



**TYPICAL OS136** ★  
**Total List: \$10,335.00**  
*Excludes Accessories.*  
**Overall Dimensions:**  
 142"W x 100"D x 73½"H

- **Reduce the Risk of Obesity** - Standing from time-to-time introduces a variety of natural little movements to your day.
- **Reduced Risk of Disease** - Sitting for extended periods contributes to metabolic problems including type 2 diabetes.
- **Less Cardiovascular Disease** - Simply put, sitting all day is bad for the heart.
- **Lowered Cancer Risk** - Recent studies potentially link prolonged sitting with increased breast and colon cancer risks.
- **Live Longer in Better Health** - Cutting time in a chair by few hours a day can add years to your life!

## TYPICAL OS136

MODEL #	QTY	DESCRIPTION	W x D x H	LIST PRICE
PL112	4	Two Drawer Lateral File	35½ x 22 x 29½	\$799.00 ea.
PL110	1	Desk Top	71 x 22 x 1	\$219.00
PL152	2	Storage Cabinet	35½ x 22 x 37¼	\$669.00 ea.
PL152SGD	2	Silver Frame Glass Cabinet Doors	16½ x ½ x 36	\$499.00 ea.
PL1044OH	1	Open Hutch	71 x 15 x 16½	\$609.00
PL44SGD	2	Silver Frame Glass Doors	17 x ¾ x 15¾	\$249.00 ea.
PL1022VHO	2	Support - Vertical Hutch Organizer	18¼ x 14¾ x 27½	\$319.00 ea.
PLTHAT5172	1	Laminate Desk Casings	73 x 30 x 26¼	\$2,839.00



**TYPICAL OS137**  
**Total List: \$3,932.00**

*Excludes Accessories.*

**Overall Dimensions:** 71"W x 107"D x 29½"H  
 (Not Including Hutch)

## TYPICAL OS137

MODEL #	QTY	DESCRIPTION	W x D x H	LIST PRICE
PL177L	1	Desk w/Corner Extension - Lt	71 x 30/36/48 x 29½	\$749.00
PL143	1	Credenza Shell	71 x 24 x 29½	\$379.00
PL166	1	Deluxe Full Pedestal - B/B/F	15½ x 22 x 28½	\$449.00
PL193	1	Bridge	35 x 24 x 29½	\$219.00
PL2044OH	1	Wall Mount - Open Hutch	71 x 15 x 17	\$599.00
PL44SGD	1	Silver Frame Glass Doors	17 x ¾ x 15¾	\$249.00
PL44CHD	1	Center Hutch Divider	12 x 34 x 13	\$99.00
PLTECSPOST	1	Electric Single Post Adjustable Base	33 x 23¾ x 25-43¾	\$1,189.00



StandUp Standing Desk Series - Symbol Key  
 See Page 1 For Detailed Information



Environmentally Friendly



MEETS  
BIFMA/ANSI



**Ready to Assemble**  
 Some items in this series  
 come ready-to-assemble.



Gold Stars Indicate  
 Product New for 2018.

## Standup Collection by OfficeSource™ TYPICALS



**TYPICAL OS144**  
Total List: \$18,012.00

Excludes Whiteboard,  
Seating & Accessories.

Overall Dimensions:  
175"W x 144"D x 49"H

## Avoid The Harmful Long-Term Effects Of Too Much Sitting...

Purchase a StandUp Desking System Today!



**TYPICAL OS66**  
Total List: \$5,636.00

Excludes Accessories.  
Overall Dimensions:  
107"W x 72"D x 65½"H



**TYPICAL OS144**

MODEL #	QTY	DESCRIPTION	W x D x H	LIST PRICE
PL1053	4	Open Cabinet	16 x 22½ x 20%	\$299.00 ea.
PL166	4	Deluxe Full Pedestal - B/B/F	15½ x 22 x 28½	\$449.00 ea.
PLTECAB6078WF	4	Electric Corner Adjustable Base	58⅜-76½ x 58⅜-76½ x 24-49%	\$2,449.00 ea.
PLT2436	4	Rectangular Table Top	36 x 24 x 1	\$199.00 ea.
PLT723624R	2	Porkchop Credenza Top - Rt	72 x 24-36 x 1	\$499.00 ea.
PLT723624L	2	Porkchop Credenza Top - Lt	72 x 24-36 x 1	\$499.00 ea.
PLTAP1566S	8	Acrylic Screen	66 x ¼ x 15	\$239.00 ea.
PLTSBUDMSGSLSI	8	Screen Bracket (Set of 2)		\$65.00 ea.

**TYPICAL OS66**

MODEL #	QTY	DESCRIPTION	W x D x H	LIST PRICE
PLTECAB6078WF	1	Electric Corner Adjustable Base	58⅜-76½ x 58⅜-76½ x 24-49%	\$2,449.00
PL177L	1	Desk w/Corner Extension (Lt)	71 x 30/36/42/48 x 29½	\$749.00
PL192	1	Reversible Return	35 x 24 x 29½	\$239.00
PLTAP1566S	1	Acrylic Screen	66 x ¼ x 15	\$239.00
PLTSDTMSI	1	Screen Bracket (Set of 2)		\$55.00
PL143	1	Credenza Shell	71 x 24 x 29½	\$379.00
PL166	1	Deluxe Full Pedestal - B/B/F	15½ x 22 x 28½	\$449.00
PL118	1	Tack Board (Visconti Fabric)	68⅞ x ½ x 16½	\$229.00
PL144OH	1	Open Hutch	71 x 15 x 36	\$539.00
PL44SGD	1	Silver Framed Glass Doors	17 x ¾ x 15¾	\$249.00
CMS03SI	1	Spine Cord Management	5 x 2½ x 30	\$60.00



**TYPICAL OS128**  
Total List: \$10,287.00

Excludes Seating & Accessories.

**TYPICAL OS128**

MODEL #	QTY	DESCRIPTION	W x D x H	LIST PRICE
PLTDEAB7248WF24	4	Deluxe Electric Adjustable Base	60 x 24½ x 25-50½	\$1,799.00 ea.
PLT2460	4	Main Desk Top	60 x 24 x 1	\$259.00 ea.
PLTAP1554S	4	Acrylic Screen	54 x ¼ x 15	\$229.00 ea.
PLTSBUDMSGSLSI	4	Screen Bracket (Set of 2)		\$65.00 ea.
PL100	1	Presentation Board	48 x 5 x 48	\$879.00





# Standup Collection by OfficeSource™

**TYPICALS**



Shown in Espresso Finish



**TYPICAL OS67**  
**Total List: \$8,896.00**  
Excludes Seating & Accessories.  
**Overall Dimensions:**  
142"W x 96"D x 65½"H



Shown in Espresso Finish

### TYPICAL OS67

MODEL #	QTY	DESCRIPTION	W x D x H	LIST PRICE
PLTDEAB7248WF24	2	Deluxe Electric Adjustable Base	72 x 24 x 25-50½	\$1,799.00 ea.
PLT2472	2	Main Desk Top	72 x 24 x 1	\$279.00 ea.
PL143	2	Credenza Shell	71 x 24 x 29½	\$379.00 ea.
PL114	2	Combo Lateral File - B/B/F/Lat.	31 x 22 x 29½	\$899.00 ea.
PL144OH	2	Open Hutch	72 x 15 x 36	\$539.00 ea.
PL44SGD	2	Silver Framed Glass Doors	17 x ¾ x 15¾	\$249.00 ea.
PLTAP1566S	2	Acrylic Screen	66 x ¼ x 15	\$239.00 ea.
PLTSBUDMSGLSI	2	Screen Bracket (Set of 2)		\$65.00 ea.

### TYPICAL OS80

**Total List: \$4,994.00**


Excludes Seating & Accessories.  
**Overall Dimensions:** 72"W x 102"D x 65½"H

### TYPICAL OS80

MODEL #	QTY	DESCRIPTION	W x D x H	LIST PRICE
PLT3072	1	Main Desk Top	72 x 30 x 1	\$329.00
PLT2472	1	Main Desk Top	72 x 24 x 1	\$279.00
PL1012	1	2 Drwr Personal Cabinet	35½ x 22 x 22	\$879.00
PL1013	1	Open Bookcase	35½ x 22 x 22	\$399.00
PL110	1	Credenza Top	71 x 22 x 1	\$219.00
PL153	1	Open Hutch	35½ x 14 x 36	\$389.00
PLTAP1566S	1	Acrylic Screen	66 x ¼ x 15	\$239.00
PLTLP24DR	1	Desk Riser	23½ x 6½ x 2	\$119.00
PLTULEGHALF	1	Half Leg	15¾ x 2 x 28½	\$179.00
PLTMAINDESKBEAM72	1	Top Support Beam	67¼ x 2 x 1	\$109.00
PLTDEAB7248WF30	1	Deluxe Electric Adjustable Base	72 x 30 x 25-50½	\$1,799.00
PLTSDTMSI	1	Screen Bracket (Set of 2)		\$55.00

**Avoid The Harmful Long-Term Effects Of Too Much Sitting...**

### FINISHES IN STOCK



Standup Collection by OfficeSource™ **COMPONENTS**

*Avoid The  
Harmful  
Long-Term  
Effects Of  
Too Much  
Sitting...*

**1 CHOOSE BASE SIZE - THREE TO CHOOSE FROM****DUAL HAT BENCHING BASE**

PLTDUALDEAB2448 - (24"D)

PLTDUALDEAB3048 - (30"D)

(for 48"W tops)

- Accommodates 48"W Table Tops
  - 2 Units, 3 Stage Leg
  - 4 Motor, 3 Stage Leg
  - Standard Remote, Non-Programmable
  - Adjustable Height Range: 26¾" - 46½"H
- List \$3,899.00

**DUAL HAT BENCHING BASE**

PLTDUALDEAB2460 - (24"D)

PLTDUALDEAB3060 - (30"D)

(for 60"W tops)

- Accommodates 60"W Table Tops
  - 2 Units, 3 Stage Leg
  - 4 Motor, 3 Stage Leg
  - Standard Remote, Non-Programmable
  - Adjustable Height Range: 26¾" - 46½"H
- List \$3,949.00

**DUAL HAT BENCHING BASE**

PLTDUALDEAB2472 - (24"D)

PLTDUALDEAB3072 - (30"D)

(for 72"W tops)

- Accommodates 72"W Table Tops
  - 2 Units, 3 Stage Leg
  - 4 Motor, 3 Stage Leg
  - Standard Remote, Non-Programmable
  - Adjustable Height Range: 26¾" - 46½"H
- List \$3,999.00

**UPGRADE YOUR ELECTRIC TABLE****DELUXE PROGRAMMABLE REMOTE**

PLTDEPRGREMOTE

List \$99.00

**Laminate Finishes In-Stock:** Cherry, Mahogany, Honey, Maple, Espresso, White\* Modern Walnut & Coastal Gray

**Benching - Metal Finish In-Stock:** Silver & White

OfficeSource® StandUp Standing Desk Series are easy, quick and quiet to operate and offer the optimal vertical range to accommodate people of all sizes.

**2 CHOOSE WORK SURFACE - 24", 30" OR 36" DEEP****RECTANGULAR TOPS LIST PRICE**

PLT2448 48"W x 24"D \$229.00

PLT2460 60"W x 24"D \$259.00

PLT2466 66"W x 24"D \$279.00

PLT2472 72"W x 24"D \$279.00

**RECTANGULAR TOPS LIST PRICE**

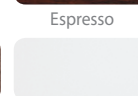



PLT3048 48"W x 30"D \$249.00

PLT3060 60"W x 30"D \$309.00

PLT3066 66"W x 30"D \$329.00

PLT3072 72"W x 30"D \$329.00

PLT3672 72"W x 36"D \$399.00

**3 CHOOSE FINISH****FINISHES IN STOCK****OFTEN PURCHASED WITH****Sit-Stand Stool**  
by OfficeSource™**ADJUSTABLE HEIGHT STOOL**  
**W/BLACK BASE**

18521BLK

Overall: 22"W x 17½"D x 24½-34½"H

Seat: 15"W x 16"D x 20½-30¼"H

List: \$299.00

**Upholstery In Stock:**BLK Black Air Mesh  
(QIA-EVOMESH)**★ NEW!****STANDUP MAT**

AF3320RBK List: \$119.00

**PROGRAMMABLE  
REMOTE**  
PLTDEPRGREMOTE  
List: \$99.00



**StandUp Standing Desk Series - Symbol Key**  
See Page 1 For Detailed Information

**Environmentally Friendly****MEETS  
BIFMA/ANSI****GREENGUARD****Ready to  
Assemble**Some items in this series  
come ready-to-assemble.



## Standup Collection by OfficeSource™ TYPICALS



## TYPICAL OS83

Total List: \$16,414.00

Excludes Seating &amp; Accessories.

Overall Dimensions: 122"W x 144"D x 41¼" - 66⅞"H

## TYPICAL OS83

MODEL #	QTY	DESCRIPTION	W x D x H	LIST PRICE
PLTDUALDEAB3060	2	Dual HAT Bench Base	60 x 64 x 25¼-51½	\$3,949.00 ea.
PLT3060	4	Rectangular Top - 30"W	60 x 30 x 1	\$309.00 ea.
836BF	4	2 Drawer Metal File	36 x 19 x 20	\$869.00 ea.
836OO	4	Metal Bookcase w/1 Shelf	36 x 19 x 20	\$39.00 ea.
83SL	8	Leg Base (Set of 4)	1½ x 1½ x 3	\$59.00 ea.
PLTAP1554S	4	Acrylic Screen	54 x ¼ x 15	\$229.00 ea.
PLTSBUDMSGLSI	4	Screen Bracket (Set of 2)		\$65.00 ea.

*Avoid The Harmful Long-Term  
Effects Of Too Much Sitting...*



**StandUp**



## TYPICAL OS81

Total List: \$18,453.00

Excludes Accessories.

Overall Dimensions:  
182"W x 61"D x 41¼" - 66⅞"H

## TYPICAL OS81

MODEL #	QTY	DESCRIPTION	W x D x H	LIST PRICE
PLTDUALDEAB3060	3	Dual HAT Bench Base	60 x 64 x 25¼-51½	\$3,949.00 ea.
PLT3060	6	Rectangular Top - 30"W	60 x 30 x 1	\$309.00 ea.
PLTAP1554S	6	Acrylic Screen	54 x ¼ x 15	\$229.00 ea.
PLTSBUDMSGLSI	6	Screen Bracket (Set of 2)		\$65.00 ea.
CPSBF	6	Mobile Metal Pedestal (Box/File)	15 x 22 x 22¼	\$369.00 ea.
CUSH1522	6	Top Cushion	15 x 22 x 1½	\$129.00 ea.

**DUAL HAT  
BENCHING UNITS  
(48, 60 & 72" WIDE  
WORKSURFACES)**

*Purchase a StandUp  
Desking System Today!*



## The Edge Desk SYSTEM

**The Edge Desk is an innovative idea to revolutionize the office world!**

The most mobile-friendly work system ever. A global solution for professionals, millennials, artists, students and freelancers.

### STANDARD FEATURES

- Comes fully assembled and sets up in less than 30 seconds
- Fully adjustable for a full range of body types
- Weighs under 30 pounds
- Folds 4 to 7 inches in seconds for easy storage and transportation
- Keeps you in comfortable focused posture
- Accessorize the outer edge while keeping workspace clear
- Great for small spaces!

### The Edge Desk

D1010

Open: 40"W x 30"D x 26-31"H

Folded: 40"W x 20"D x 6"H

List: \$699.00



### MINIMUM SPACE

The Edge sets up fast and folds down flat, so there's no need to devote precious space to a permanent desk and chair.

### MAXIMUM PRODUCTIVITY

The Edge places you in a focused posture at a clean uncluttered workspace, so you can get more done faster.

### FOCUSED COMFORT

The Edge's ergonomic kneeling chair with adjustable desk lets you find the perfect working positions and promotes better posture.

## PORTABLE DESK



### Optional Phone Holder

The Edge Desk Phone holder is constructed of sturdy, steel wire coated in vinyl to protect your phone's case from scratches. The holder connects to The Edge Desk universal clip that holds it place. It is easily removed from the clip when you want to fold the desk for storage. The phone holder's position can be adjusted to your preference.



### Optional Cup Holder

The Edge Desk cup holder uses the proprietary "Edge" universal clip to hold it securely to the edge of your desk. The sturdy wire frame and self-leveling basket make this the perfect, spill-free place to stash your drink.



### Optional Wheels

Now taking your Edge Desk with you is even easier! Just slide the transport wheels over the front feet of your edge desk, and secure with a snap of the locking collar. Now you're ready to go anywhere!



Gold Stars Indicate  
Product New for 2018.





## The Edge Desk SYSTEM

**The Edge Desk System is an Ergonomic Powerhouse!**

The ability to adjust the height, angle and tilt of the desk to suit individual body size and desk preferences, is functionally fantastic. If you are looking for a portable, space saving, versatile and ergonomic work station, The Edge Desk System is a wonderful choice.

**SETUP THE EDGE DESK JUST ABOUT ANYWHERE!**



### OPTIONAL ACCESSORIES



**Phone Holder** ★  
A1030  
3¼"W x 2"D x 5½"H  
List: \$45.00



**Cup Holder** ★  
A1031  
3¼"W x 5½"D x 6"H  
List: \$45.00




**Optional Wheels** ★  
A1032 (Set of 2)  
3¼"Dia. x 3"D  
List: \$53.00

### LESS THAN 30 POUNDS



### WORK SURFACE ADJUSTS CREATING AN EASEL



### USE JUST ABOUT ANYWHERE!



### WHO'S THE EDGE FOR?

We've heard from: artists creating from anywhere; students in small dorm rooms and apartments; freelancers working in coffee shops and libraries; and Small House Communities - Everyone loves working and creating on The Edge! It's so compact and portable, it really can be used virtually anywhere and stored out of the way, saving precious space.



# Borders II Collection by OfficeSource™

## DESIGN YOUR OWN WITH OfficeSource™

Borders is a modular desk mounted system that can be retrofitted to most OS Laminate Series workstations in a manner that allows you to define your space the way you want.

CREATE A STYLISH  
RECEPTION UNITS WITH THE  
BORDERS II COMBINED WITH  
OS LAMINATE SERIES!

FABRIC, ACRYLIC & WHITEBOARD  
PANELS AVAILABLE WITH SILVER  
OR BLACK FRAMES!

### TYPICAL OSB04

Total List: \$15,638.00

Excludes Seating, Reception Furniture & Accessories.

Overall Dimensions: 142"W x 77"D x 42"H

\*Includes Transaction Top. Does not include (4) PL183's



### TYPICAL OSB04

MODEL #	QTY	DESCRIPTION	W x D x H	LIST PRICE
PB21236ACRVIS	8	Combo Fabric/Acrylic Panel	36 x ¾ x 12	\$149.00 ea.
PBTR71	2	Rectangular Transaction Top	71 x 12 x 1	\$209.00 ea.
PBP12	14	Posts	1 ¾ x 1 ¾ x 11 ¾	\$109.00 ea.
PL182R	1	Credenza w/Corner Ext (Rt)	71 x 24/36 x 29 ½	\$549.00
PL182L	1	Credenza w/Corner Ext (Left)	71 x 24/36 x 29 ½	\$549.00
PL192	2	Reversible Return	35 x 24 x 29 ½	\$239.00 ea.
PL166	2	Deluxe Full Pedestal - B/B/F	15 ½ x 22 x 28 ½	\$449.00 ea.
PL183	4	Three Drawer Lateral File	35 ½ x 22 x 42	\$1,899.00 ea.
PL208OH	4	Open Hutch	36 ½ x 15 x 16 ½	\$359.00 ea.
PL44SGD	4	Silver Framed Glass Doors	17 x ¾ x 15 ¾	\$249.00 ea.

Borders II - Mounted  
Desk Components

OS Laminate Series -  
Components



### TYPICAL OSB05

Total List: \$3,252.00

Excludes Seating & Accessories.

Overall Dimensions: 77"W x 77"D x 42"H\*

\*Includes Transaction Top

### TYPICAL OSB05

MODEL #	QTY	DESCRIPTION	W x D x H	LIST PRICE
PB21236ACR	4	Acrylic Panel	36 x ¾ x 12	\$149.00 ea.
PBTR36	2	Rectangular Transaction Top	36 x 12 x 1	\$159.00 ea.
PBP12	7	Posts	1 ¾ x 1 ¾ x 11 ¾	\$109.00 ea.
PBTC36R	1	Corner Transaction Top (Right)	36 x 12 x 1	\$169.00
PBTC36L	1	Corner Transaction Top (Left)	36 x 12 x 1	\$169.00
PL182R	1	Credenza w/Corner Ext (Right)	71 x 24/36 x 29 ½	\$549.00
PL192	1	Reversible Return	35 x 24 x 29 ½	\$239.00
PL166	1	Deluxe Full Pedestal - B/B/F	15 ½ x 22 x 28 ½	\$449.00





## Borders II Collection by OfficeSource™

## COMPONENTS

**ACRYLIC PANELS**

Model #	Dimension	List Price
PB21224ACR	24"W x 12"H	\$99.00
PB21230ACR	30"W x 12"H	\$119.00
PB21236ACR	36"W x 12"H	\$149.00
PB21248ACR	48"W x 12"H	\$199.00
PB21260ACR	60"W x 12"H	\$239.00
PB21266ACR	66"W x 12"H	\$255.00
PB21271ACR	71"W x 12"H	\$279.00

**FABRIC PANELS**

Model #	Dimension	List Price
PB21224	24"W x 12"H	\$99.00
PB21230	30"W x 12"H	\$109.00
PB21236	36"W x 12"H	\$129.00
PB21248	48"W x 12"H	\$179.00
PB21260	60"W x 12"H	\$219.00
PB21266	66"W x 12"H	\$239.00
PB21271	71"W x 12"H	\$269.00

**COMBINATION FABRIC/ACRYLIC PANELS**

Model #	Dimension	List Price
PB21224ACRVIS	24"W x 12"H	\$109.00
PB21230ACRVIS	30"W x 12"H	\$119.00
PB21236ACRVIS	36"W x 12"H	\$149.00
PB21248ACRVIS	48"W x 12"H	\$209.00
PB21260ACRVIS	60"W x 12"H	\$255.00
PB21266ACRVIS	66"W x 12"H	\$269.00
PB21271ACRVIS	71"W x 12"H	\$289.00

**WHITEBOARD PANELS**

Model #	Dimension	List Price
PB21230MWB	30"W x 12"H	\$159.00
PB21236MWB	36"W x 12"H	\$169.00

**COMBINATION FABRIC/WHITEBOARD PANELS**

Model #	Dimension	List Price
PB21230MWBVIS	30"W x 12"H	\$159.00
PB21236MWBVIS	36"W x 12"H	\$169.00

**POSTS**

Model #	Description	List Price
PBP12	12" Post	\$109.00
PBP24	24" Post	\$169.00
PBP36	36" Post	\$279.00

**RECTANGULAR TRANSACTION TOP**

Model #	Dimension	List Price
PBTR24	24"W x 12"D	\$129.00
PBTR30	30"W x 12"D	\$129.00
PBTR36	36"W x 12"D	\$159.00
PBTR42	42"W x 12"D	\$159.00
PBTR48	48"W x 12"D	\$169.00
PBTR60	60"W x 12"D	\$189.00
PBTR66	66"W x 12"D	\$199.00
PBTR71	71"W x 12"D	\$209.00

**CORNER TRANSACTION TOP**

Model #	Dimension	List Price
PBTC30L (Left)	30"W x 12"D	\$139.00
PBTC30R (Right)	30"W x 12"D	\$139.00
PBTC36L (Left)	36"W x 12"D	\$169.00
PBTC36R (Right)	36"W x 12"D	\$169.00
PBTC66L (Left)	66"W x 12"D	\$209.00
PBTC66R (Right)	66"W x 12"D	\$209.00
PBTC71L (Left)	71"W x 12"D	\$219.00
PBTC71R (Right)	71"W x 12"D	\$219.00

## Accessories

**POWER MODULE**

**Table Mountable**  
Includes: 2 UL Power Outlets,  
1 Dual USB Charger  
OSF6000SI ..... \$149.00

**METAL CHANNEL**

**Under Table Mountable**  
Accommodates Modular  
Electric System items  
PLTPC18 (Black) ..... \$59.00


**CORD MANAGEMENT UNDER  
TABLE WIRE RACKS**

PLTWTDDOUBLE18 (Black) Double Tray 18" ..... \$89.00	PLTWTSINGLE18 (Black) Single Tray 18" ..... \$59.00
PLTWTDDOUBLE24 (Black) Double Tray 24" ..... \$139.00	PLTWTSINGLE24 (Black) Single Tray 24" ..... \$89.00

**DATA JACK**

RJ11 Cat 3 Phone & RJ45  
Cat 6 Data  
(Use with PLTPC18)  
ABLAB (Black) ..... \$115.00

## YOUR CHOICE OF PANEL MATERIAL

**Panel Fabric/Frame In Stock:**

- **NEW!** Celestial Blue, **NEW!** Lime Green or Visconti Fabric w/Silver or Black Frame
- Acrylic or Whiteboard w/Silver or Black Frame
- Visconti Fabric w/Acrylic or Whiteboard Combo w/Silver or Black Frame
- Posts available in both Silver or Black



Gold Stars Indicate  
Product New for 2018.

**Borders II Series - Symbol Key**  
See Page 1 For Detailed Information



Environmentally Friendly

## TRANSACTION TOPS FINISHES IN STOCK:



**Transaction Tops Finishes In-Stock:** Cherry, Espresso, Mahogany, Honey, Maple, Modern Walnut, Coastal Gray

Additional items or finishes may be special ordered. List prices shown are suggested prices and are subject to change without notice. Colors shown are representation only.

# Borders II Collection by OfficeSource™

**TYPICALS**



**TYPICAL OSB07**  
**Total List: \$8,160.00**

*Excludes Keyboards & Accessories.*  
**Overall Dimensions:** 178"W x 95"D x 54"H

**CORNER STORAGE PROVIDES  
ADDITIONAL WORKSURFACE &  
STORAGE SPACE**

### TYPICAL OSB07

MODEL #	QTY	DESCRIPTION	W x D x H	LIST PRICE
PB21236	10	Fabric Panels	36 x 5/8 x 12	\$129.00 ea.
PB21236ACR	4	Acrylic Panels	36 x 5/8 x 12	\$149.00 ea.
PBP12	6	Posts	1 3/4 x 1 3/4 x 11 1/16	\$109.00 ea.
PBP24	10	Posts	1 3/4 x 1 3/4 x 23 1/16	\$169.00 ea.
PL182R	1	Credenza w/Corner Ext (Right)	71 x 24/36 x 29 1/2	\$549.00
PL182L	1	Credenza w/Corner Ext (Left)	71 x 24/36 x 29 1/2	\$549.00
PL192	2	Reversible Return	35 x 24 x 29 1/2	\$239.00 ea.
PL147A	1	Bullet Top	71 x 36 x 29 1/2	\$379.00
MS720SI	1	Silver Leg (For Bullet Top)	6 1/2 Dia x 28 1/2	\$159.00
PL166	2	Deluxe Full Pedestal - B/B/F	15 1/2 x 22 x 28 1/2	\$449.00 ea.
PL160	2	Corner Bookcase	24 x 24 x 29 1/2	\$459.00 ea.

### TYPICAL OSB08

MODEL #	QTY	DESCRIPTION	W x D x H	LIST PRICE
PB21236ACRVIS	8	Combo Fabric/Acrylic Panel	36 x 5/8 x 12	\$149.00 ea.
PB21236MWB	4	Whiteboard Panels	36 x 5/8 x 12	\$169.00 ea.
PBP12	8	Posts	1 3/4 x 1 3/4 x 11 1/16	\$109.00 ea.
PBP24	8	Posts	1 3/4 x 1 3/4 x 23 1/16	\$169.00 ea.
PL182R	2	Credenza w/Corner Ext (Right)	71 x 24/36 x 29 1/2	\$549.00 ea.
PL182L	2	Credenza w/Corner Ext (Left)	71 x 24/36 x 29 1/2	\$549.00 ea.
PL192	4	Reversible Return	35 x 24 x 29 1/2	\$239.00 ea.
PL166	4	Deluxe Full Pedestal - B/B/F	15 1/2 x 22 x 28 1/2	\$449.00 ea.

**TYPICAL OSB08**  
**Total List: \$9,040.00**

*Excludes Accessories.*  
**Overall Dimensions:** 142"W x 142"D x 54"H

**White Board Panels**  
*Ideal for Task Lists*

**BORDERS PROVIDES PRIVACY  
ALONG WITH COLLABORATIVE  
WORKSPACE SOLUTIONS**



### Panel Fabric/Frame In Stock:

- Celestial Blue, Lime Green and Visconti Fabric w/Silver or Black Frame
- Acrylic w/Silver or Black Frame
- Visconti Fabric w/Acrylic Combo w/Silver or Black Frame
- PBP12, PBP24 & PBP36 Posts available in both Silver or Black



# Borders II Collection by OfficeSource™

**TYPICALS**



**TYPICAL OSB06**  
**Total List: \$10,108.00**

*Excludes Seating & Accessories.*

Overall Dimensions: 142"W x 107"D x 42"H

**ACRYLIC PANELS  
AVAILABLE WITH SILVER  
OR BLACK FRAME!**

### YOUR CHOICE OF PANEL MATERIAL

★ Celestial Blue Fabric




★ Lime Green Fabric



Visconti Fabric



Acrylic or Whiteboard



Acrylic or Whiteboard w/Visconti Fabric



### TYPICAL OSB06

MODEL #	QTY	DESCRIPTION	W x D x H	LIST PRICE
PB21224ACR	2	Acrylic Panels	24 x ¾ x 12	\$99.00 ea.
PB21230ACR	1	Acrylic Panel	30 x ¾ x 12	\$119.00
PB21236ACR	6	Acrylic Panels	36 x ¾ x 12	\$149.00 ea.
PBP12	15	Posts	1 ¾ x 1 ¾ x 11 ¾	\$109.00 ea.
PBTR71	2	Rectangular Transaction Tops	71 x 12 x 1	\$209.00 ea.
PL182R	2	Credenza w/Corner Ext (Right)	71 x 24/36 x 29 ½	\$549.00 ea.
PL182L	2	Credenza w/Corner Ext (Left)	71 x 24/36 x 29 ½	\$549.00 ea.
PL188	2	Bridge	30 x 24 x 29 ½	\$209.00 ea.
PL114	2	Combo Lateral File - B/B/F/Lat.	31 x 22 x 29 ½	\$899.00 ea.
PL208OH	4	Open Hutch	36 ½ x 15 x 16 ½	\$359.00 ea.
PL445GD	4	Silver Framed Glass Doors	17 x ¾ x 15 ¾	\$249.00 ea.

### TYPICAL OSB09

MODEL #	QTY	DESCRIPTION	W x D x H	LIST PRICE
PB21236	3	Fabric Panels	36 x ¾ x 12	\$129.00 ea.
PB21236MWB	6	Whiteboard Panels	36 x ¾ x 12	\$169.00 ea.
PBP12	6	Posts	1 ¾ x 1 ¾ x 11 ¾	\$109.00 ea.
PBP24	5	Posts	1 ¾ x 1 ¾ x 23 ¾	\$169.00 ea.
PL182R	1	Credenza w/Corner Ext (Right)	71 x 24/36 x 29 ½	\$549.00
PL182L	1	Credenza w/Corner Ext (Left)	71 x 24/36 x 29 ½	\$549.00
PL192	2	Reversible Return	35 x 24 x 29 ½	\$239.00 ea.
PL166	2	Deluxe Full Pedestal - B/B/F	15 ½ x 22 x 28 ½	\$449.00 ea.



**TYPICAL OSB09**  
**Total List: \$5,374.00**

*Excludes Accessories.*

Overall Dimensions: 142"W x 71"D x 54"H

### Panel Fabric/Frame In Stock:

- Celestial Blue, Lime Green and Visconti Fabric w/Silver or Black Frame
- Acrylic w/Silver or Black Frame
- Visconti Fabric w/Acrylic Combo w/Silver or Black Frame
- PBP12, PBP24 & PBP36 Posts available in both Silver or Black

**Borders II Series - Symbol Key**  
See Page 1 For Detailed Information



**Environmentally Friendly**



## Borders II Collection by OfficeSource™ TYPICALS

**TYPICAL OSB13**  
**Total List: \$3,034.00***Excludes Accessories.***Overall Dimensions:** 77"W x 77"D x 42"H\*


\*Includes Transaction Top

**CREATE A STYLISH RECEPTION STATION!**  
**With OS Components & Borders Panel System!****TYPICAL OSB13**

MODEL #	QTY	DESCRIPTION	W x D x H	LIST PRICE
PB21236ACR	4	Acrylic Panels	36 x ¾ x 12	\$149.00 ea.
PBP12	7	Posts	1¾ x 1¾ x 11¾	\$109.00 ea.
PBTC71L	1	Corner Transaction Top (Left)	71 x 12 x 1	\$219.00
PBTC71R	1	Corner Transaction Top (Right)	71 x 12 x 1	\$219.00
PL182R	1	Credenza w/Corner Ext (Right)	71 x 24/36 x 29½	\$549.00
PL192	1	Reversible Return	35 x 24 x 29½	\$239.00
PL166	1	Deluxe Full Pedestal - B/B/F	15½ x 22 x 28½	\$449.00

**TYPICAL OSB12**

MODEL #	QTY	DESCRIPTION	W x D x H	LIST PRICE
PB21266ACRVIS	2	Combo Fabric/Acrylic Panel	66 x ¾ x 12	\$269.00 ea.
PBP12	3	Posts	1¾ x 1¾ x 11¾	\$109.00 ea.
PBTR66	1	Rectangular Transaction Top	66 x 12 x 1	\$199.00
PL181R	1	Credenza w/Corner Ext (Right)	66 x 24/36 x 29½	\$539.00
PL179	1	Reversible Return	30 x 24 x 29½	\$229.00
PL107	1	Hanging Pedestal - B/F	15½ x 22 x 19	\$319.00

**TYPICAL OSB12**  
**Total List: \$2,151.00***Excludes Keyboards & Accessories.***Overall Dimensions:** 72"W x 66"D x 42"H

\*Includes Transaction Top

*Approach View*  
**TYPICAL OSB12****Panel Fabric/Frame In Stock:**

- Celestial Blue, Lime Green and Visconti Fabric w/Silver or Black Frame
- Acrylic w/Silver or Black Frame
- Visconti Fabric w/Acrylic Combo w/Silver or Black Frame
- PBP12, PBP24 & PBP36 Posts available in both Silver or Black



# Borders II Collection by OfficeSource™

**TYPICALS**

**Borders is a Modular Desk Mounted System** that can be retrofitted to most OS Laminate Collection workstations in a manner that allows you to define your space the way you want.

**TYPICAL OSB10**  
Shown in Espresso  
with Silver Posts & Lime  
Green Fabric Panels

★ **New Lime Green  
Upholstery Option!**



**TYPICAL OSB10**  
**TOTAL LIST: \$8,225.00**

*Excludes Keyboards & Accessories.*  
**Overall Dimensions:** 142"W x 95"D x 66"H



**PLEASE REFER TO  
OS LAMINATE PAGES FOR  
NON-BORDERS II COMPONENTS  
REFER TO BORDERS COMPONENT PAGE  
FOR COMPLETE POSTING LISTINGS**



**TYPICAL OSB10**  
Shown in Honey with Black Posts  
& Celestial Blue Fabric Panels



### TYPICAL OSB10

MODEL #	QTY	DESCRIPTION	W x D x H	LIST PRICE
PB21236	9	Fabric Panels	36 x 36 x 12	\$129.00 ea.
PB21236ACR	6	Acrylic Panels	36 x 36 x 12	\$149.00 ea.
PBP12	2	Posts	1 3/4 x 1 3/4 x 11 13/16	\$109.00 ea.
PBP24	1	Post	1 3/4 x 1 3/4 x 23 13/16	\$169.00
PBP36	8	Posts	1 3/4 x 1 3/4 x 35 13/16	\$279.00 ea.
PBTR36	1	Rectangular Transaction Top	36 x 12 x 1	\$159.00
PL182R	1	Credenza w/Corner Ext (Right)	71 x 24/36 x 29 1/2	\$549.00
PL182L	1	Credenza w/Corner Ext (Left)	71 x 24/36 x 29 1/2	\$549.00
PL192	2	Reversible Return	35 x 24 x 29 1/2	\$239.00 ea.
PL166	2	Deluxe Full Pedestal - B/B/F	15 1/2 x 22 x 28 1/2	\$449.00 ea.
PL160	2	Corner Bookcase	24 x 24 x 29 1/2	\$459.00 ea.



**TYPICAL OSB14**  
**Total List: \$3,034.00**

*Excludes Accessories.*  
**Overall Dimensions:** 77"W x 77"D x 42"H\*  
\*Includes Transaction Top

### TYPICAL OSB14

MODEL #	QTY	DESCRIPTION	W x D x H	LIST PRICE
PB21236ACRVIS	4	Combo Fabric/Acrylic Panel	36 x 36 x 12	\$149.00 ea.
PBTC71L	1	Corner Transaction Top (Left)	71 x 12 x 1	\$219.00
PBTC71R	1	Corner Transaction Top (Right)	71 x 12 x 1	\$219.00
PBP12	7	Posts	1 3/4 x 1 3/4 x 11 13/16	\$109.00 ea.
PL182R	1	Credenza w/Corner Ext (Right)	71 x 24/36 x 29 1/2	\$549.00
PL192	1	Reversible Return	35 x 24 x 29 1/2	\$239.00
PL166	1	Deluxe Full Pedestal - B/B/F	15 1/2 x 22 x 28 1/2	\$449.00



**Borders II Series - Symbol Key**  
See Page 1 For Detailed Information



**Environmentally Friendly**

# Training Tables by OfficeSource™

## DESIGN YOUR OWN WITH OfficeSource™



**BASE STYLE 5**  
OFFSET SQUARE LEG

## YOUR TABLE, YOUR WAY! BUILD YOUR CUSTOM TABLE...

Training Tables by OfficeSource® provide convenience and flexibility to any workstation, whether it be in a work environment or a classroom. These Training Tables by OfficeSource® feature 5 base options, 5 table top shapes, and 8 finishes giving you the ability to configure them your way! Not only are these tables super customizable, but also have such a simple yet sophisticated style to them that they can match any space.

Table Top Finishes In Stock: Cherry, Mahogany, Honey, Maple, Espresso, Modern Walnut, Coastal Gray & White

## FIVE BASE OPTIONS



*Flip Top, Nesting*



**BASE STYLE 1**  
FLIP TOP, NESTING



**BASE STYLE 3**  
"T" LEG BASE

**FIVE TOP SHAPES + SEVERAL TOP SIZES + 8 TOP FINISHES**

## CONFIGURE YOUR WAY!



## Training Tables by OfficeSource™

**HOW TO ORDER**

**CUSTOM BUILD YOUR TRAINING OR MULTI-PURPOSE TABLE BY COMBINING TABLE TOPS AND BASES!**



### 1 CHOOSE BASE STYLE & FINISH - 5 TO CHOOSE FROM

1. Flip Top + Nesting Base - Style 1 - (Silver & Black)
2. Flip Top + Nesting Base - Style 2 - (Silver, White, Black)
3. "T" Leg Base - Style 3 - (Black)
4. Post Leg Base - Style 4 - (Black or Silver)
5. Offset Square Leg Base - Style 5 - (Black, Silver & White)

### 2 CHOOSE A TOP STYLE - 4 TO CHOOSE FROM IN VARIOUS SIZES

1. Rectangular - Square Edge (Compatible w/all Bases)
2. Rectangular - Beveled Edge (Compatible w/all Bases)
3. Half Round - (Compatible w/T & Post Legs)
4. Trapezoid - (Compatible w/T & Post Legs)
5. Crescent - (Compatible w/T & Post Legs)


### 3 ACCESSORIZE - WITH MODESTY PANEL, GANGING HARDWARE, LOCKING CASTERS ON SELECT BASES



**ADD OPTIONAL  
MODESTY PANEL**



**FINISHES IN STOCK**



## Training Tables by OfficeSource™

## COMPONENTS



Flip Top, Nesting - Style 1  
w/Cherry Rectangular Top



Flip Top, Nesting - Style 2  
w/Modern Walnut, Beveled Edge  
Rectangular Top



"T" Leg Base - Style 3  
w/Mahogany Rectangular Top  
& Screen Modesty Panel

## 1 CHOOSE BASE STYLE



28½"H

**FLIP TOP, NESTING**  
BASE - STYLE 1  
(Modesty Panel Included)

Finishes In Stock:  
Black & Silver



28½"H

**FLIP TOP, NESTING**  
BASE - STYLE 2

Finishes In Stock:  
White, Silver & Black




28"H

**"T" LEG**  
BASE - STYLE 3

Finish In Stock:  
Black

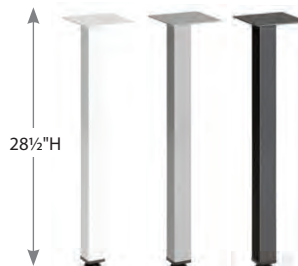
Optional Casters  
Available for "T" Leg



28½"H

**POST LEG**  
BASE - STYLE 4

Finishes In Stock:  
Black & Silver



28½"H

**OFFSET  
SQUARE LEG**  
BASE - STYLE 5

Finishes In Stock:  
White, Silver & Black

**FLIP TOP, NESTING BASE - (STYLE 1)**

MODEL #	DESCRIPTION	LIST PRICE
PBF48	(For PLT2448 Top only)	\$369.00 ea.
PBF60	(For PLT2460 Top only)	\$419.00 ea.
PBF72	(For PLT2472 Top only)	\$449.00 ea.

**FLIP TOP, NESTING BASE - (STYLE 2)**

MODEL #	DESCRIPTION	LIST PRICE
PTLF48	(For 48"W Table Tops)	\$529.00 ea.
PTLF60	(For 60"W Table Tops)	\$549.00 ea.
PTLF72	(For 72"W Table Tops)	\$585.00 ea.

**TABLE HARDWARE & CASTERS**

MODEL #	DESCRIPTION	LIST PRICE
*PLT60MS	60" Stiffener Support (For Tops 60" or larger stiffener required for Leg Style 3)	\$39.00
*PLT72MS	72" Stiffener Support (For Tops 72" stiffener required for Leg Style 3)	\$49.00
PLTFB	Flat Bracket	\$19.00
PLTGC	Ganging Hardware	\$49.00
PLTTS	Thumb Screws (Pkg of 4)	\$19.00
**PLTCS	Locking Casters (Set of 2)	\$39.00
**PLTCS casters only fit PLTLEG24 & PLTLEG30.		

**"T" LEG BASE - (STYLE 3)**

MODEL #	DESCRIPTION	LIST PRICE
PLTLEG24	(For 24"D Table Tops)	\$219.00 ea.
PLTLEG30	(For 30"D Table Tops)	\$239.00 ea.

**POST LEG BASE - (STYLE 4)**

MODEL #	DESCRIPTION	LIST PRICE
PLTLEGP	(For All Table Tops)	\$99.00 ea.

**OFFSET SQUARE LEG BASE - (STYLE 5)**

MODEL #	DESCRIPTION	LIST PRICE
PLTSQPOSTLEG	(For All Table Tops)	\$169.00 ea.

**\*Please Note:** Tops 60" or larger require the purchase of a stiffener bar when using base style 3, (PLT60MS or PLT72MS).

**OPTIONAL MODESTY PANELS**

**SCREEN MODESTY PANEL** (All Panels -12"H)  
(For "T", Post & Square Leg Bases.)

MODEL #	DESCRIPTION	LIST PRICE
PLTM48	(For 48"W Table Tops)	\$99.00
PLTM60	(For 60"W Table Tops)	\$109.00
PLTM72	(For 72"W Table Tops)	\$119.00
Finish In Stock: Black		



**MODESTY PANEL** (All Panels -12"H)  
(For Flip Top Nesting Table Bases - Style 2)

MODEL #	DESCRIPTION	LIST PRICE
PTLFMOD48	(For 48"W Table Tops)	\$79.00
PTLFMOD60	(For 60"W Table Tops)	\$89.00
PTLFMOD72	(For 72"W Table Tops)	\$99.00
Finishes In Stock: White, Silver & <b>NEW!</b> Black		



## Training Tables by OfficeSource™

## COMPONENTS



## BEVELED EDGE TWO-TONE OPTIONS



White/Modern Walnut



White/Espresso

## 2 CHOOSE WORK SURFACE STYLE, SIZE &amp; SHAPE



## RECTANGULAR TOPS

MODEL #	DIMENSION	LIST PRICE
PLT2436	36"W x 24"D	\$199.00
PLT2442	42"W x 24"D	\$219.00
PLT2448	48"W x 24"D	\$229.00
PLT2460	60"W x 24"D	\$259.00
PLT2466	66"W x 24"D	\$279.00
PLT2472	72"W x 24"D	\$279.00
PLT3036	36"W x 30"D	\$219.00
PLT3048	48"W x 30"D	\$249.00
PLT3060	60"W x 30"D	\$309.00
PLT3066	66"W x 30"D	\$329.00
PLT3072	72"W x 30"D	\$329.00
PLT3672	72"W x 36"D	\$399.00



## RECTANGULAR "BEVELED EDGE" TOPS

MODEL #	DIMENSION	LIST PRICE
PLBE2448	48"W x 24"D	\$279.00
PLBE2460	60"W x 24"D	\$309.00
PLBE2472	72"W x 24"D	\$349.00
PLBE3048	48"W x 30"D	\$339.00
PLBE3060	60"W x 30"D	\$369.00
PLBE3072	72"W x 30"D	\$399.00



## TRAPEZOID TOPS

MODEL #	DIMENSION	LIST PRICE
PLT2448T	48"W x 24"D	\$249.00
PLT3048T	48"W x 30"D	\$269.00



## HALF ROUND TOPS

MODEL #	DIMENSION	LIST PRICE
PLT2448HR	48"W x 24"D	\$219.00
PLT3060HR	60"W x 30"D	\$359.00



## CRESCENT TOPS

MODEL #	DIMENSION	LIST PRICE
PLT24QR	30"W x 24"D	\$169.00
PLT30QR	36"W x 30"D	\$209.00

**\*Please Note:** Tops 60" or larger require the purchase of a stiffener bar (PLT60MS or PLT72MS).



## 120 DEGREE TOP

MODEL #	DIMENSION	LIST PRICE
PLT120D2436	62 1/4"W x 38 3/4"D	\$399.00



## 3 CHOOSE FINISH

## FINISHES IN STOCK - RECTANGULAR BEVELED TOPS

White/Modern Walnut	White/Espresso	★ Coastal Gray	Modern Walnut	Espresso

## FINISHES IN STOCK - RECTANGULAR, 120 DEGREE, TRAPEZOID, HALF ROUND &amp; CRESCENT TOPS

Cherry	Espresso	Mahogany	Honey	Maple	Modern Walnut	Coastal Gray	White* (Rectangular tops only)



Training Tables by OfficeSource™ **TYPICALS**



**TYPICAL OST01**  
**Total List: \$4,668.00**  
*Excludes Seating & Accessories.*  
Overall Dimensions: 144"W x 144"D x 29½"H

**TYPICAL OST01**

MODEL #	QTY	DESCRIPTION	W x D x H	LIST PRICE
PLT3072	6	Rectangular Top	72 x 30 x 1	\$329.00 ea.
PBF72	6	Flip Top, Nesting Base	71 x 20½ x 28½	\$449.00 ea.



**TYPICAL OST02**  
**Total List: \$2,712.00**  
*Excludes Seating & Accessories.*  
Individual Table Dimensions: 60"W x 24"D x 29½"H

**TYPICAL OST02**

MODEL #	QTY	DESCRIPTION	W x D x H	LIST PRICE
PLT2460	4	Rectangular Top	60 x 24 x 1	\$259.00 ea.
PBF60	4	Flip Top, Nesting Base	59 x 20½ x 28½	\$419.00 ea.



**TYPICAL OST03**  
**Total List: \$2,392.00**  
*Excludes Seating & Accessories.*  
Individual Table Dimensions: 48"W x 24"D x 29½"H

**TYPICAL OST03**

MODEL #	QTY	DESCRIPTION	W x D x H	LIST PRICE
PLT2448	4	Rectangular Top	48 x 24 x 1	\$229.00 ea.
PBF48	4	Flip Top, Nesting Base	47¼ x 20½ x 28½	\$369.00 ea.



Training Tables by OfficeSource™ **TYPICALS****TYPICAL OST04**  
**Total List: \$5,484.00***Excludes Seating & Accessories.*Overall Dimensions: 216"W x 60"D x 29½"H**TYPICAL OST04**

MODEL #	QTY	DESCRIPTION	W x D x H	LIST PRICE
PLT3072	6	Rectangular Top	72 x 30 x 1	\$329.00 ea.
PTLF72	6	Flip Top, Nesting Base	72 x 22¾ x 28½	\$585.00 ea.

**TYPICAL OST05**  
**Total List: \$3,672.00***Excludes Seating & Accessories.*Individual Table Dimensions: 60"W x 30"D x 29½"H**TYPICAL OST05**

MODEL #	QTY	DESCRIPTION	W x D x H	LIST PRICE
PLBE3060	4	Rectangular Beveled Edge Top	60 x 30 x 1	\$369.00 ea.
PTLF60	4	Flip Top, Nesting Base	60 x 22¾ x 28½	\$549.00 ea.

**TYPICAL OST06**  
**Total List: \$3,788.00***Excludes Seating & Accessories.*Individual Table Dimensions: 60"W x 30"D x 29½"H**TYPICAL OST06**

MODEL #	QTY	DESCRIPTION	W x D x H	LIST PRICE
PLT3060	4	Rectangular Top	60 x 30 x 1	\$309.00 ea.
PTLF60	4	Flip Top, Nesting Base	60 x 22¾ x 28½	\$549.00 ea.
PTLFMOD60	4	Modesty Panel	59 x ¼ x 12	\$89.00 ea.





Training Tables by OfficeSource™ **TYPICALS**



**BASE STYLE 3**  
**"T" POST LEG STYLE**



**TYPICAL OST10**  
**Total List: \$4,100.00**  
*Excludes Seating & Accessories.*  
Overall Dimensions: 144"W x 84"D x 29½"H

**TYPICAL OST10**

MODEL #	QTY	DESCRIPTION	W x D x H	LIST PRICE
PLT2472	4	Rectangular Table Top	72 x 24 x 1	\$279.00 ea.
PLT2436	2	Rectangular Table Top	36 x 24 x 1	\$199.00 ea.
PLTLEG30	10	"T" Table Base	27 x 7¾ x 28	\$239.00 ea.
PLT72MS	4	Stiffener Support	60¼ x 2¼ x 1	\$49.00 ea.



**TYPICAL OST11**  
**Total List: \$3,526.00**  
*Excludes Seating & Accessories.*  
Individual Table Dimensions: 48"W x 30"D x 29½"H

**TYPICAL OST11**

MODEL #	QTY	DESCRIPTION	W x D x H	LIST PRICE
PLT3048T	6	Trapezoid Top	48 x 30 x 1	\$269.00 ea.
PLTLEG30	8	"T" Table Base	27 x 7¾ x 28	\$239.00 ea.



**TYPICAL OST12**  
**Total List: \$4,580.00**  
*Excludes Seating & Accessories.*  
Overall Dimensions: 192"W x 60"D x 29½"H

**TYPICAL OST12**

MODEL #	QTY	DESCRIPTION	W x D x H	LIST PRICE
PLT3060HR	2	Half Round Table Top	60 x 30 x 1	\$359.00 ea.
PLT3066	4	Rectangular Table Top	66 x 30 x 1	\$329.00 ea.
PLTLEG30	10	"T" Table Base	27 x 7¾ x 28	\$239.00 ea.
PLT60MS	4	Stiffener Support	48 x 2¼ x 1	\$39.00 ea.





Training Tables by OfficeSource™ **TYPICALS****BASE STYLE 4**  
**POST LEG STYLES****TYPICAL OST07****Total List: \$3,096.00***Excludes Seating & Accessories.*Individual Table Dimensions: 72"W x 30"D x 29½"H**TYPICAL OST07**

MODEL #	QTY	DESCRIPTION	W x D x H	LIST PRICE
PLT3072	4	Rectangular Top	72 x 30 x 1	\$329.00 ea.
PLTLGP	16	Post Table Leg	2½ Dia x 28½	\$99.00 ea.
PLT72MS	4	Stiffener Support	60¼ x 2¼ x 1	\$49.00 ea.

**TYPICAL OST09****Total List: \$3,372.00***Excludes Seating & Accessories.*Individual Table Dimensions: 48"W x 24"D x 29½"H**TYPICAL OST09**

MODEL #	QTY	DESCRIPTION	W x D x H	LIST PRICE
PLT2472	4	Rectangular Top	72 x 24 x 1	\$279.00 ea.
PLTLGP	16	Post Table Leg	2½ Dia x 28½	\$99.00 ea.
PLTM72	4	Screen Modesty Panel	59¾ x 1 x 11½	\$119.00 ea.
PLT72MS	4	Stiffener Support	60¼ x 2¼ x 1	\$49.00 ea.

**TYPICAL OST08****Total List: \$4,096.00***Excludes Seating & Accessories.*Individual Table Dimensions: 60"W x 30"D x 29½"H**TYPICAL OST08**

MODEL #	QTY	DESCRIPTION	W x D x H	LIST PRICE
PLT3060	4	Rectangular Top	60 x 30 x 1	\$309.00 ea.
PLTSQPOSTLEG	16	Offset Square Legs	2 x 2 x 28½	\$169.00 ea.
PLT60MS	4	Stiffener Support	48 x 2¼ x 1	\$39.00 ea.

**BASE STYLE 5**  
**OFFSET SQUARE LEG**

OS Conference Tables by OfficeSource™ - RACETRACK TOPS



Shown (1) PL137 - 10' Table

RACETRACK CONFERENCE TABLE W/SLAB BASE

MODEL #	LENGTH	DIMENSION	LIST PRICE
PL135	6' Table Length	71"W x 35"D x 29½"H	\$519.00
PL136	8' Table Length	95"W x 44"D x 29½"H	\$917.00
PL137*	10' Table Length	120"W x 47¼"D x 29½"H	\$1,468.00
PL138*	12' Table Length	144"W x 47¼"D x 29½"H	\$2,017.00

\*Two Piece Tops, Two Grommets

RACETRACK CONFERENCE TABLE W/ELLIPTICAL BASE\*\*


MODEL #	LENGTH	DIMENSION	LIST PRICE
PLELP136	8' Table Length	95"W x 44"D x 29½"H	\$1,537.00
PLELP137*	10' Table Length	120"W x 47¼"D x 29½"H	\$2,088.00
PLELP138*	12' Table Length	144"W x 47¼"D x 29½"H	\$2,967.00

\*\*Cherry, Mahogany, Honey, Maple come standard with black trim legs, while Espresso, Modern Walnut, White & Coastal Gray come standard with silver.

PRESENTATION BOARD

PL100  
48"W x 48"H  
List: \$879.00

POWER GROMMET INSERT



OPTIONAL POWER INSERT  
PLTBPOWER

- 2 Power Outlets
  - 1 Data Outlet; 1 Phone Outlet
  - 1 USB Port; 1 HDMI Port
  - 8' Power Cord
  - Colors: (BLK) Black or (SI) Silver
- List: \$519.00

FINISHES IN STOCK:

Cherry

Maple

Espresso

Modern Walnut

Mahogany

Coastal Gray

Honey

White



EXPANDABLE TABLES!  
TWO-TONE OPTION AVAILABLE!

NOTE: Wire grommets standard on all tables.



## OS Conference Tables by OfficeSource™ EXPANDABLE



Shown (1) PLC14 - 14' Table



\*Shown w/Optional Silver Power Grommet Insert

### RACETRACK CONFERENCE TABLE W/SLAB BASE - 48"D X 29-1/2"H

MODEL #	LENGTH	LIST PRICE
PL137*	10' Length	\$1,468.00
PL138*	12' Length	\$2,017.00
PLC14	14' Length	\$2,484.00
PLC16	16' Length	\$2,864.00
PLC18	18' Length	\$3,331.00
PLC20	20' Length	\$3,711.00
PLC22	22' Length	\$4,178.00
PLC24	24' Length	\$4,558.00
PLC26	26' Length	\$5,025.00
PLC28	28' Length	\$5,405.00
PLC30	30' Length	\$5,872.00

\*Two Piece Tops, Two Grommets

\*\*Cherry, Mahogany Honey & Maple come standard with black trim legs, while Espresso, Modern Walnut, White & Coastal Gray come standard with silver.

### RACETRACK CONFERENCE TABLE W/ELLIPTICAL BASE\*\* - 48"D X 29-1/2"H


MODEL #	LENGTH	LIST PRICE
PLELP137*	10' Length	\$2,088.00
PLELP138*	12' Length	\$2,967.00
PLCELP14	14' Length	\$3,923.00
PLCELP16	16' Length	\$4,303.00
PLCELP18	18' Length	\$5,259.00
PLCELP20	20' Length	\$5,639.00
PLCELP22	22' Length	\$6,595.00
PLCELP24	24' Length	\$6,975.00
PLCELP26	26' Length	\$7,931.00
PLCELP28	28' Length	\$8,311.00
PLCELP30	30' Length	\$9,267.00

### FINISHES IN STOCK

Cherry



Espresso



Mahogany



Honey




Maple




Modern Walnut



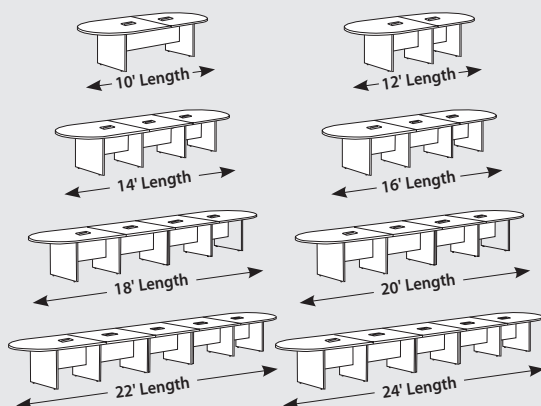
Coastal Gray



White



### SAMPLE OF TABLE SIZES



Additional Sizes Available Call For Details.

**PLEASE NOTE:** Wire grommets standard on all tables.



Environmentally Friendly

Some items in this series come ready-to-assemble.

### POWER GROMMET INSERT



### OPTIONAL POWER INSERT PLTBPOWER

- 2 Power Outlets; 1 Data Outlet
- 1 Phone; 1 USB Port; 1 HDMI Port
- 8' Power Cord
- Colors: (BLK) Black or (SI) Silver

List: \$519.00



Shown (1) PLC20 - 20' Table



## OS Conference Tables by OfficeSource™ - BOAT SHAPE TOPS



**OSCONFERENCE2**  
**Total List: \$1,796.00**  
Includes: (1) PL236, (1) PL100  
Excludes Seating & Power Insert.

### BOAT SHAPE CONFERENCE TABLE W/SLAB BASE

MODEL #	LENGTH	DIMENSION	LIST PRICE
PL235	6' Table Length	72"W x 20/35"D x 29½"H	\$519.00
PL236	8' Table Length	95"W x 28/44"D x 29½"H	\$917.00
PL237*	10' Table Length	120"W x 32/48"D x 29½"H	\$1,468.00
PL238*	12' Table Length	144"W x 32/48"D x 29½"H	\$2,017.00

\*Two Piece Tops, Two Grommets

### BOAT SHAPE CONFERENCE TABLE W/ELLIPTICAL BASE\*\*

MODEL #	LENGTH	DIMENSION	LIST PRICE
PLELP236	8' Table Length	95"W x 28/44"D x 29½"H	\$1,537.00
PLELP237*	10' Table Length	120"W x 32/48"D x 29½"H	\$2,088.00
PLELP238*	12' Table Length	144"W x 32/48"D x 29½"H	\$2,967.00

\*\*Cherry, Mahogany, Honey, Maple come standard with black trim legs, while Espresso, Modern Walnut, White & Coastal Gray come standard with silver.

### PRESENTATION BOARD

PL100  
48"W x 48"H  
List: \$879.00

### POWER GROMMET INSERT



### OPTIONAL POWER INSERT PLTBPOWER

- 2 Power Outlets
  - 1 Data Outlet; 1 Phone Outlet
  - 1 USB Port; 1 HDMI Port
  - 8' Power Cord
  - Colors: (BLK) Black or (SI) Silver
- List: \$519.00



**★ NEW!**

### 4 SIDED MOBILE POWER TOWER ★

OSF8000SI

- Per Side: 2 Electrical Sockets; 2 USB Jacks; On/off Switch
- 14' Power Cord

List: \$999.00



**NOTE:** Wire grommets standard on all tables.

OS Laminate Series - Symbol Key  
See Page 1 For Detailed Information



**Ready to Assemble**  
Some items in this series come ready-to-assemble.

**Finishes In Stock:** Cherry, Mahogany, Honey, Maple, Espresso, Modern Walnut, White & Coastal Gray



## OS Conference Tables by OfficeSource™

**EXPANDABLE**

**EXPANDABLE TABLES!  
TWO-TONE OPTION AVAILABLE!**

**How Many People?**

Table Size	People
6 Foot	6
8 Foot	8
10 Foot	10
12 Foot	12
14 Foot	14
16 Foot	16
18 Foot	18
20 Foot	20
22 Foot	22
24 Foot	24
26 Foot	26
28 Foot	28
30 Foot	30



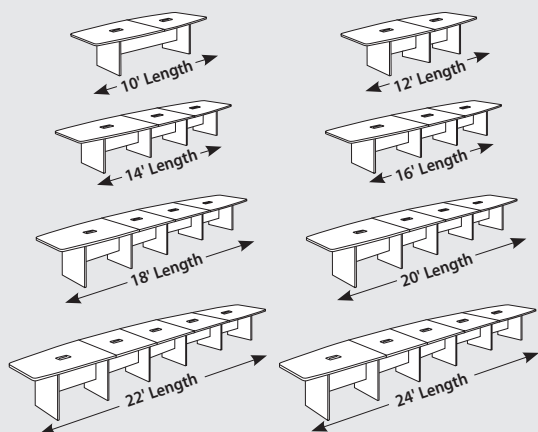
**BOAT SHAPE WITH  
ELLIPTICAL BASE**

Elliptical Base

\*Shown w/Optional Silver Power Grommet Insert

Shown (1) PLCB16 - 16' Table

### SAMPLE OF TABLE SIZES



Additional Sizes Available Call For Details.

### Boat Shaped Conference Table w/Slab Base - 48"D x 29-1/2"H

MODEL #	LENGTH	LIST PRICE
PL237*	10' Length	\$1,468.00
PL238*	12' Length	\$2,017.00
PLCB14	14' Length	\$2,484.00
PLCB16	16' Length	\$2,864.00
PLCB18	18' Length	\$3,331.00
PLCB20	20' Length	\$3,711.00
PLCB22	22' Length	\$4,178.00
PLCB24	24' Length	\$4,558.00
PLCB26	26' Length	\$5,025.00
PLCB28	28' Length	\$5,405.00
PLCB30	30' Length	\$5,872.00

\*Two Piece Tops, Two Grommets

\*\*Cherry, Mahogany Honey & Maple come standard with black trim legs, while Espresso, Modern Walnut, White & Coastal Gray come standard with silver.

### Boat Shaped Conference Table w/Elliptical Base - 48"D x 29-1/2"H

MODEL #	LENGTH	LIST PRICE
PLELP237*	10' Length	\$2,088.00
PLELP238*	12' Length	\$2,967.00
PLCBELP14	14' Length	\$3,923.00
PLCBELP16	16' Length	\$4,303.00
PLCBELP18	18' Length	\$5,259.00
PLCBELP20	20' Length	\$5,639.00
PLCBELP22	22' Length	\$6,595.00
PLCBELP24	24' Length	\$6,975.00
PLCBELP26	26' Length	\$7,931.00
PLCBELP28	28' Length	\$8,311.00
PLCBELP30	30' Length	\$9,267.00

### FINISHES IN STOCK:

Cherry



Espresso



Mahogany



Honey




Coastal Gray



Maple



White



Modern Walnut



**PLEASE NOTE:** Wire grommets standard on all tables.



Environmentally Friendly



Some items in this series come ready-to-assemble.

### Optional Power Insert PLTBPOWER

- 2 Power Outlets; 1 Data Outlet
- 1 Phone; 1 USB Port; 1 HDMI Port
- 8' Power Cord
- Colors: (BLK) Black or (SI) Silver
- List: \$519.00

### POWER GROMMET INSERT



Closed



Open



# Conference/Multi-Purpose Tables by OfficeSource™

## DESIGN YOUR OWN WITH OfficeSource™



## YOUR TABLE, YOUR WAY! BUILD YOUR CUSTOM TABLE...

The well designed meeting room can facilitate great discussions, idea generation, productive meetings and even just a place to relax. The perfect conference table can help create a professional environment when interacting with clients or customers. The perfect multi-purpose table can create an atmosphere for collaboration and enjoy a break or a meal.

### 1 CHOOSE BASE STYLE & FINISH - 7 TO CHOOSE FROM

1. Cube Style Base - (8 Laminate Finishes)
2. X Style Base - (8 Laminate Finishes)
3. Board Style Base - (Brushed Aluminum)
4. Oblique Style Base - (Silver & White)
5. Unite Offset Leg Base - (Silver & White)
6. Arc Style Base - (White)
7. Square Post Leg - (Silver, White & Black)

### 2 CHOOSE A TOP STYLE - SEVERAL SHAPES AND SIZES

1. Racetrack - Square Edge
2. Rectangular - Beveled Edge
3. Round or Square
4. Boatshape
5. Half Racetrack
6. Half Boatshape

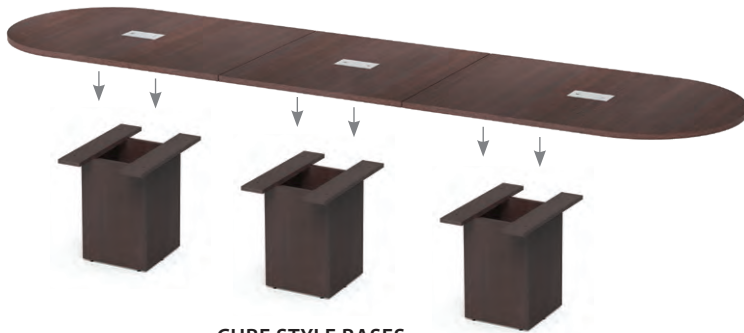
**Laminate Finishes In Stock:** Cherry, Mahogany, Honey, Maple, Espresso, Modern Walnut, White & Coastal Gray





# Conference/Multi-Purpose Tables by OfficeSource™

**CUSTOM BUILD YOUR TRAINING OR MULTI-PURPOSE TABLE BY COMBINING TABLE TOPS AND BASES!**



**CUBE STYLE BASES**

(Available in both Standard 29"H & Café - 41"H)



**BOARD STYLE BASES**



**UNITE INSET BASE**

Not stand alone base.


**OBLIQUE STYLE BASES**

Can be combined with Unite Inset Leg.



**CUBE & UNITE INSET COMBO**

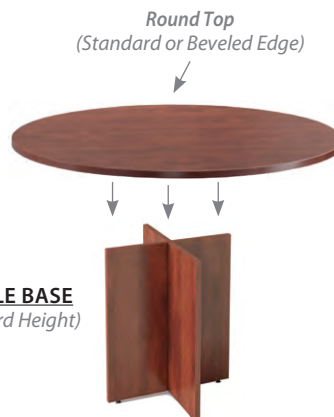
Unite Inset Leg Compatible with Cube & Oblique Bases.



**Racetrack Top**  
(Mix & Match Finish Choices)

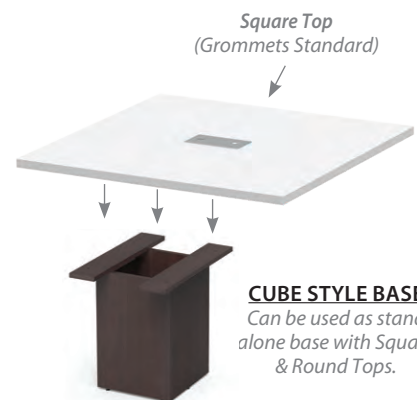
**CUBE STYLE BASE**

(Standard or Café Height)



**Round Top**  
(Standard or Beveled Edge)

**X STYLE BASE**  
(Standard Height)



**Square Top**  
(Grommets Standard)

**CUBE STYLE BASE**  
Can be used as stand alone base with Square & Round Tops.

### LAMINATE FINISHES IN STOCK:

Cherry

Mahogany

Honey

Maple




Espresso

Modern Walnut

White

Coastal Gray



### COMPATIBLE TOP SHAPES

Racetrack, Boatshape,  
Rectangular, Square,  
Rectangular Beveled  
& Round Beveled

### Table Collection - Symbol Key

See Page 1 For Detailed Information

Environmentally Friendly

Ready to Assemble

Some items in this series come ready-to-assemble.

## Conference/Multi-Purpose Tables by OfficeSource™

## HOW TO ORDER

## 1 FIRST - SELECT YOUR TABLE SHAPE, SIZE &amp; FINISH

**CHOOSE FROM** - Boatshape, Racetrack, Rectangular, Rectangular Beveled Edge, Round, Round Beveled Edge, Round Glass or Square



## RECTANGULAR BEVELED EDGE BOARD TOPS

MODEL #	DESCRIPTION	DIMENSION	LIST PRICE
PLBE539	4' Rectangular Beveled Top	48"W x 48"D x 1"H	\$499.00
PLBE537	5' Rectangular Beveled Top	60"W x 48"D x 1"H	\$559.00
PLBE538	6' Rectangular Beveled Top	72"W x 48"D x 1"H	\$599.00

## RACETRACK TOPS

MODEL #	DESCRIPTION	DIMENSION	LIST PRICE
PL136T	8' Racetrack Top	95"W x 44"D	\$509.00
PL137THALF* (2 ea.)	10' Racetrack Top	120"W x 47¼"D	\$990.00
PL138THALF* (2 ea.)	12' Racetrack Top	144"W x 47¼"D	\$1,360.00

## BOAT SHAPE TOPS


MODEL #	DESCRIPTION	DIMENSION	LIST PRICE
PL236T	8' Boat Shape Top	95"W x 44"D	\$509.00
PL237THALF* (2 ea.)	10' Boat Shape Top	120"W x 47¼"D	\$990.00
PL238THALF* (2 ea.)	12' Boat Shape Top	144"W x 47¼"D	\$1,360.00

## SQUARE &amp; HALF TOPS


MODEL #	DESCRIPTION	DIMENSION	LIST PRICE
PL139T	4' Square Top Section	47¼"W x 47¼"D	\$499.00
PL137THALF	1/2 Racetrack Top	47¼"W x 60½"D	\$495.00
PL237THALF	1/2 Boat Shape Top	47¼"W x 60½"D	\$495.00
PL138THALF	1/2 Racetrack Top	47¼"W x 72½"D	\$680.00
PL238THALF	1/2 Boat Shape Top	47¼"W x 72½"D	\$680.00

**Note:** Wire grommets standard on all tops. Two Piece Tops, Two Grommets

## (PL &amp; PLT) - LAMINATE FINISHES IN STOCK:



## BEVELED EDGE TABLE TOP (PLBE) - FINISHES IN STOCK:



## ROUND &amp; SQUARE TOPS

MODEL #	DESCRIPTION	DIMENSION	LIST PRICE
PLT24R	24" Round Top	24" Diameter	\$139.00
PLT30R ★	30" Round Top	30" Diameter	\$169.00
PLT36R	36" Round Top	36" Diameter	\$199.00
PLT42R	42" Round Top	42" Diameter	\$229.00
PLT48R	48" Round Top	48" Diameter	\$279.00
PLBE24R	24" Round Beveled Top	24" Diameter	\$169.00
PLBE30R	30" Round Beveled Top	30" Diameter	\$209.00
PLBE36R	36" Round Beveled Top	36" Diameter	\$249.00
PLBE42R	42" Round Beveled Top	42" Diameter	\$289.00
PLBE48R	48" Round Beveled Top	48" Diameter	\$359.00
PGT24RCLEAR ★	24" Round Clear Glass Top	24" Diameter	\$319.00
PGT36RCLEAR ★	36" Round Clear Glass Top	36" Diameter	\$419.00
PLT24S	24" Square Top	24"W x 24"D	\$139.00
PLT30S ★	30" Square Top	30"W x 30"D	\$169.00
PLT36S	36" Square Top	36"W x 36"D	\$199.00
PLT42S	42" Square Top	42"W x 42"D	\$229.00
PLT48S	48" Square Top	48"W x 48"D	\$279.00

## RECTANGULAR TOPS

MODEL #	DESCRIPTION	DIMENSION	LIST PRICE
PLT2460*	Rectangular Top	60"W x 24"D	\$259.00
PLT2466*	Rectangular Top	66"W x 24"D	\$279.00
PLT2472*	Rectangular Top	72"W x 24"D	\$279.00
PLT3060*	Rectangular Top	60"W x 30"D	\$309.00
PLT3066*	Rectangular Top	66"W x 30"D	\$329.00
PLT3072*	Rectangular Top	72"W x 30"D	\$329.00
PLBE2460*	Rectangular Beveled Top	60"W x 24"D	\$309.00
PLBE2472*	Rectangular Beveled Top	72"W x 24"D	\$349.00
PLBE3060*	Rectangular Beveled Top	60"W x 30"D	\$369.00
PLBE3072*	Rectangular Beveled Top	72"W x 30"D	\$399.00

\* **Please Note:** Require two bases.



Gold Stars Indicate  
Product New for 2018.

OPTIONAL POWER INSERT  
PLTBPOWER

- 2 Power Outlets; 1 Data Outlet
  - 1 Phone; 1 USB Port; 1 HDMI Port
  - 8' Power Cord
  - Colors: (BLK) Black or (SI) Silver
- List: \$519.00





## Conference/Multi-Purpose Tables by OfficeSource™

## HOW TO ORDER

## 2 SECOND - SELECT YOUR BASE STYLE



**RACETRACK TOP  
W/CUBE BASE**  
PL136T w/PLCUBE (2)

**RACETRACK TOP  
W/OBLIQUE & UNITE BASES**  
PL137THALF (2), PL139T, PLTVALEG3642 (2),  
PLTULEG4860ILCMB (2), PLTRETSUPPORT (12)



**RECTANGULAR TOP  
W/SQUARE POST BASE**  
PLT2472, PLTPOSTSQCB, PLTMAINDESKBEAM72 (2),  
PLTMAINDESKBEAM24 (1)



**SQUARE TOP  
W/CUBE BASE**  
PL139T, PLCUBE20



**ROUND TOP  
W/TRI-LEG BASE**  
PLBE30R, PLVLEG128 (3)



## OBLIQUE, TRI-LEG, UNITE INSET, BOARD, ARC, CUBE &amp; SQUARE POST BASES



★ **OBLIQUE LEG**



★ **TRI-LEG**



**UNITE  
INSET LEG**



**BOARD TABLE BASE**



**ARC LEG**



**CUBE BASE**  
(29" or 41" High Option)



★ **SQUARE POST BASE**  
(w/CBB Brackets)

## OBLIQUE, UNITE, TRI-LEG, SQUARE POST TABLE BASES

MODEL #	DESCRIPTION	DIMENSIONS	LIST PRICE
PLTVALEG2430 ★	Oblique Leg Base	23¼"W x 5"D x 28½"H	\$189.00
PLTVALEG3642 ★	Oblique Leg Base	35"W x 5"D x 28½"H	\$249.00
PLTVALEG4860 ★	Oblique Leg Base	43¼"W x 5"D x 28½"H	\$289.00
PLTVLEG128 ★	Tri-Leg (Single Leg)	1"W x 5"D x 29½"H	\$89.00
PLTULEG4860ILCMB	Unite Inset Leg	35"W x 10½"D x 28½"H	\$499.00
PLTULEG4860ILMB41*	Unite Inset Leg	35"W x 10½"D x 41½"H	\$399.00
PLTULEG4860C41	Unite Inset Leg Cover	16"W x 1"D x 36¼"H	\$219.00
PLTARCLEG2430	Arc Leg Base	23¼"W x 1½"D x 28½"H	\$195.00
PLTARCLEG4860	Arc Leg Base	43¼"W x 1½"D x 28½"H	\$205.00
PLTPOSTSQCB ★	Square Post Leg w/CBB Brackets (4 pack)		\$289.00

**Please Note:** \*Café Height base can be used with rectangular tops, but require two bases.  
Table Base Heights are overall heights including table top and base.

## CUBE &amp; BOARD TABLE BASE

MODEL #	DESCRIPTION	DIMENSION	LIST PRICE
PLTBTB32BRU	Board Table Base	32"W x 16"D x 28½"H	\$529.00
PLCUBE20	Cube Table Base	19½"W x 19½"D x 29½"H	\$369.00
PLCUBE2040	Pedestal Cube Table Base	21¼"W x 21¼"D x 40½"H	\$399.00

**Laminate Finishes In Stock:** Cherry, Mahogany, Honey, Maple, Espresso,  
Modern Walnut, White & Coastal Gray

## TABLE HARDWARE - Beams &amp; Supports for Oblique Bases Only.

ADD BEAMS	LIST PRICE
PLTMAINDESKBEAM24 (Pair) ★	\$69.00
PLTMAINDESKBEAM30 (Pair) ★	\$89.00
PLTMAINDESKBEAM36 ★	\$59.00
PLTMAINDESKBEAM48	\$69.00
PLTMAINDESKBEAM60	\$85.00
PLTMAINDESKBEAM66	\$99.00
PLTMAINDESKBEAM72	\$109.00
PLTRETSUPPORT	\$59.00
PLTMBMBC Beam Connector (Pair)	\$49.00

## ADD BEAMS

**For complete specifications and details; please call your sales representative for details.**



Gold Stars Indicate  
Product New for 2018.

## (Metal Bases) - Finishes In Stock

**Oblique:** Silver & White  
**Unite Inset (28½"):** Silver & White  
**Unite Inset (41½"):** Silver  
**Tri-Leg:** Silver & White  
**Board Table:** Brushed Aluminum  
**Square Post:** Silver  
**Arc:** White

## ★ NEW!

4 SIDED MOBILE  
POWER TOWER ★

OSF8000SI  
• **Per Side:** 2 Electrical  
Sockets; 2 USB Jacks;  
On/off Switch  
• 14' Power Cord  
• 39½" High  
List: \$999.00



**PLEASE SEE VARIANT COLLECTION FOR ADDITIONAL BASE OPTIONS.**

## Conference/Multi-Purpose Tables by OfficeSource™

## STANDARD HEIGHT BASES

All Metal Bases Available in Standard or Café Height;  
Round, Square and 4 Prong also Available in Coffee Height

**PLTXBM24CHRM**  
(Chrome Base)  
Also available in Black



**PLTHDXB3028BRU** ★  
(Brushed Aluminum Base)



**PLTRB2328BRU**  
(Brushed Aluminum Base)



**PLTSQ2328BRU**  
(Brushed Aluminum Base)

## CROSS BASE

– Standard - 29"H or Café - 41"H



## 4 PRONG BASE

– Coffee - 19"H, Standard - 29"H or Café - 41"H

## ★ STANDARD BASES

## ★ HEAVY DUTY BASES



## ROUND BASE

Coffee - 19"H, Standard - 29'  
or Café Height - 41"H

## X BASE

28½"H



**PLWXB3642**

## SQUARE BASE

Coffee - 19"H, Standard - 29"H  
or Café Height - 41"HPNEUMATIC  
ADJ. HEIGHT

**PLTPGLBSQ31**

## TABLE BASES - (CROSS) – Standard - 29"H or Café - 41"H

MODEL #	DESCRIPTION	LIST PRICE
PLTXBM24BLK	Standard Base - Black (Fits up to 36" Tops)	\$189.00
PLTXBM24CHRM	Standard Base - Chrome (Fits up to 36" Tops)	\$219.00
PLTXBM33BLK	Standard Base - Black (Fits up to 48" Tops)	\$219.00
PLTXBM33CHRM	Standard Base - Chrome (Fits up to 48" Tops)	\$239.00
PLTXBM3341BLK	Café Height Base - Black (Fits up to 36" Tops)	\$279.00
PLTXBM3341CHRM	Café Height Base - Chrome (Fits up to 36" Tops)	\$299.00

Cross Bases Finishes In-Stock: BLK Black, CHRM Chrome

## TABLE BASES - (4 PRONG) – Coffee - 19", Standard - 29"H or Café - 41"H

MODEL #	DESCRIPTION	LIST PRICE
PLTHDXB2319BRU ★	Coffee Height Base (Fits up to 36" Tops)	\$429.00
PLTHDXB2328BRU ★	Standard Base (Fits up to 36" Tops)	\$449.00
PLTHDXB2341BRU ★	Café Height Base (Fits up to 24" Tops)	\$499.00
PLTHDXB3019BRU ★	Coffee Height Base (Fits up to 48" Tops)	\$539.00
PLTHDXB3028BRU ★	Standard Base (Fits up to 48" Tops)	\$559.00
PLTHDXB3041BRU ★	Café Height Base (Fits up to 36" Tops)	\$609.00

4 Prong Bases Finish In-Stock: BRU Brushed Aluminum

**Please Note:** Café Height base can be used with rectangular tops, but require two bases.



Gold Stars Indicate  
Product New for 2018.

## TABLE BASES - (ROUND &amp; SQUARE)

Coffee Height - 19"H, Standard - 29"H or Café - 41"H

MODEL #	DESCRIPTION	LIST PRICE
PLTRB2319BRU	Coffee Height Round Base (Fits up to 36" Tops)	\$379.00
PLTRB2328BRU	Standard Round Base (Fits up to 42" Tops)	\$389.00
PLTRB2341BRU	Café Height Round Base (Fits up to 36" Tops)	\$419.00
PLTSQ2319BRU	Coffee Height Square Base (Fits up to 36" Tops)	\$419.00
PLTSQ2328BRU	Standard Square Base (Fits up to 42" Tops)	\$429.00
PLTSQ2341BRU	Café Height Square Base (Fits up to 36" Tops)	\$469.00

Round &amp; Square Base Finish In-Stock: BRU Brushed Aluminum

## X &amp; ADJ. HEIGHT TABLE BASES - 28½"H

MODEL #	DESCRIPTION	LIST PRICE
PLWXB3642	X Base (For 36" & 42" Tops)	\$169.00
PLWXB48	X Base (For 48" Top)	\$209.00

MODEL #	DESCRIPTION	LIST PRICE
PLTPGLBSQ31	Height Adjustable Base (Pneumatic Lift) (Fits PLBE30R, PLTBE36R, PLTBE36S, PLT36R & PLT36S Tops)	\$729.00

Height Adjustable Base Finish In-Stock: BLK Black



OfficeSource® Tables are put to use in many different ways.  
**GREAT OPTIONS for Both STYLE and VERSATILITY.**

Breakroom • Hospitality • Classroom • Office • Training • Lobby



**Please Note:** Café Height base can be used with rectangular tops, but require two bases. Table Base Heights are overall heights including table top and base.



**DESIGN YOUR OWN WITH OfficeSource®™**

*Create an atmosphere for just about any environment using our OfficeSource® Tops & Bases!*



# Conference/Multi-Purpose Tables by OfficeSource™

**TYPICALS**



### TYPICAL OSC01

**Total List: \$5,052.00**

*Excludes Seating & Accessories.*

Overall Dimensions: 120"W x 47¼"D x 29½"H

#### TYPICAL OSC01

MODEL #	QTY	DESCRIPTION	W x D x H	LIST PRICE
PLTBTB32BRU	3	Board Table Base	32 x 16 x 28½	\$529.00 ea.
PL237THALF	2	Half Boat Shape Top	47 x 60½ x 2	\$495.00 ea.
PL113	2	Storage Cabinets	35½ x 22 x 29½	\$469.00 ea.
PL112	2	Two Drawer Lateral File	35½ x 22 x 29½	\$799.00 ea.
PL110	1	Desk Top	71 x 22 x 1	\$219.00
PL153	2	Open Hutch	35½ x 14 x 36	\$389.00 ea.



### TYPICAL OSC02

**Total List: \$3,700.00**

*Excludes Seating & Accessories.*

Individual Table Dimensions: 72"W x 30"D x 29½"H

#### TYPICAL OSC02

MODEL #	QTY	DESCRIPTION	W x D x H	LIST PRICE
PLT3072	4	Rectangular Top	72 x 30 x 1½	\$329.00 ea.
PLTPOSTSQCB	4	Square Post Leg w/CBB Brackets	2 x 2 x 28½	\$289.00 ea.
PLTMAINDESKBEAM30	4	Add Beam	26 x 2 x 1	\$89.00 ea.
PLTMAINDESKBEAM72	8	Add Beam	67¼ x 2 x 1	\$109.00 ea.



### TYPICAL OSC03

**Total List: \$3,734.00**

*Excludes Seating & Accessories.*

Table Dimensions: 120"W x 47¼"D x 29½"H

#### TYPICAL OSC03

MODEL #	QTY	DESCRIPTION	W x D x H	LIST PRICE
PLTBTB32BRU	3	Board Table Base	32 x 16 x 28½	\$529.00 ea.
PL237THALF	2	Half Boat Shape Top	47 x 60½ x 2	\$495.00 ea.
PL110	1	Desk Top	71 x 22 x 1	\$219.00
PL113	2	Storage Cabinets	35½ x 22 x 29½	\$469.00 ea.



# Conference/Multi-Purpose Tables by OfficeSource™ **TYPICALS**



### TYPICAL OSC04 Total List: \$3,834.00

*Excludes Seating & Accessories.*

Overall Dimensions: 238½"W x 47¼"D x 29½"H

#### TYPICAL OSC04

MODEL #	QTY	DESCRIPTION	W x D x H	LIST PRICE
PL238THALF	2	1/2 Boat Shape Top	47¼ x 60½	\$680.00 ea.
PLCUBE20	4	Cube Table Base	19½ x 19½ x 29½	\$369.00 ea.
PL139T	2	4' Square Top Section	47¼ x 47¼ x 1½	\$499.00 ea.



### TYPICAL OSC05 Total List: \$1,796.00

*Excludes Seating & Accessories.*

Overall Dimensions: 94½"W x 47¼"D x 42"H

#### TYPICAL OSC05

MODEL #	QTY	DESCRIPTION	W x D x H	LIST PRICE
PL139T	2	4' Square Top	47¼ x 47¼ x 1½	\$499.00 ea.
PLCUBE2040	2	Pedestal Cube Table Base	19½ x 19½ x 40½	\$399.00 ea.



### TYPICAL OSC06 Total List: \$1,796.00

*Excludes Seating & Accessories.*

Overall Dimensions: 94½"W x 47¼"D x 42"H

#### TYPICAL OSC06

MODEL #	QTY	DESCRIPTION	W x D x H	LIST PRICE
PL139T	2	4' Square Top	47¼ x 47¼ x 1½	\$499.00 ea.
PLCUBE2040	2	Pedestal Cube Table Base	19½ x 19½ x 40½	\$399.00 ea.



# Conference/Multi-Purpose Tables by OfficeSource™

**TYPICALS**



### TYPICAL OSC07 Total List: \$5,595.00

*Excludes Seating & Accessories.*

Overall Dimensions: 120"W x 47¼"D x 29½"H

#### TYPICAL OSC07

MODEL #	QTY	DESCRIPTION	W x D x H	LIST PRICE
PLTVALEG3642	3	Oblique Leg Base	35 x 5 x 29½	\$249.00 ea.
PL237THALF	2	Half Boat Shape Top	47 x 60½ x 2	\$495.00 ea.
PL110	1	Desk Top	71 x 22 x 1	\$219.00
PL153	2	Open Hutch	35½ x 14 x 36	\$389.00 ea.
PL113	2	Storage Cabinets	35½ x 22 x 29½	\$469.00 ea.
PL112	2	Two Drawer Lateral File	35½ x 22 x 29½	\$799.00 ea.
PLTMAINDESKBEAM48	4	Add Beam	43 x 2 x 1	\$69.00 ea.
PLTMBMBC	1	Beam Connector	15¼ x ¾ x 1½	\$49.00



### TYPICAL OSC08 Total List: \$2,133.00

*Excludes Seating & Accessories.*

Overall Dimensions: 94½"W x 47¼"D x 29½"H



### TYPICAL OSC09 Total List: \$7,400.00

*Excludes Seating & Accessories.*

Individual Table Dimensions: 72"W x 30"D x 29½"H

#### TYPICAL OSC09

MODEL #	QTY	DESCRIPTION	W x D x H	LIST PRICE
PLT3072	8	Rectangular Top	72 x 30 x 1½	\$329.00 ea.
PLTPOSTSQCB	8	Square Post Leg	1½ x 1½ x 28½	\$289.00 ea.
PLTMAINDESKBEAM30	8	Add Beam	26 x 2 x 1	\$89.00 ea.
PLTMAINDESKBEAM72	16	Add Beam	67¼ x 2 x 1	\$109.00 ea.



#### TYPICAL OSC08

MODEL #	QTY	DESCRIPTION	W x D x H	LIST PRICE
PLTVALEG3642	2	Oblique Leg Base	35 x 5 x 28½	\$249.00 ea.
PL237THALF	2	Half Boat Shape Top	47 x 60½ x 2	\$495.00 ea.
PLTMAINDESKBEAM66	2	Add Beam	61½ x 2 x 1	\$99.00 ea.



# Conference/Multi-Purpose Tables by OfficeSource™ **TYPICALS**



**TYPICAL OSC10**  
**Total List: \$4,076.00**

*Excludes Seating & Accessories.*

Overall Dimensions: 60"W x 180"D x 29½"H



**TYPICAL OSC11**  
**Total List: \$665.00**

*Excludes Seating & Accessories.*

Overall Dimensions: 60"W x 30"D x 29½"H

### TYPICAL OSC10

MODEL #	QTY	DESCRIPTION	W x D x H	LIST PRICE
PLTVLEG4860	4	Oblique Leg Base	43½ x 5 x 28½	\$289.00 ea.
PLBE3072	6	Rectangular Beveled Top	72 x 30 x 1½	\$399.00 ea.
PLTMBMBC	2	Beam Connector	15¾ x ¾ x 1½	\$49.00 ea.
PLTMAINDESKBEAM66	6	Add Beam	61¼ x 2 x 1	\$99.00 ea.

### TYPICAL OSC11

MODEL #	QTY	DESCRIPTION	W x D x H	LIST PRICE
PLTVLEG128	4	Tri-Leg (Single Leg)	29½"H	\$89.00 ea.
PLT3060	1	Rectangular Top	60 x 30 x 1½	\$309.00




## OS Frosted Glass Tables by OfficeSource™

Table tops are 1/2" thick frosted tempered glass for a heavy and stable feel. Smooth surfaces are ideal for writing and easy to maintain. Metallic gray steel frames provide a stable foundation and have chrome circular pods for glass support. Table base feet pivot and also adjust in height to handle any uneven floors.

**6' RECTANGULAR CONFERENCE TABLE W/1/2" THICK FROSTED TEMPERED GLASS TOP**  
GT7245REFROSTED  
72"W x 45"D x 29"H  
List: \$1,949.00

**8' RECTANGULAR CONFERENCE TABLE W/1/2" THICK FROSTED TEMPERED GLASS TOP**  
GT9645REFROSTED  
96"W x 45"D x 29"H  
List: \$2,299.00



**1/2" THICK FROSTED TEMPERED GLASS TOPS!**

**Finish In Stock:** Frosted Glass Top w/Metalic Gray Base

# Abbey Conference Tables by OfficeSource™

From private offices to boardrooms, the OfficeSource® Abbey Conference Tables support teamwork and association at all levels of an organization. These OfficeSource® tables are available in lengths from six to twelve feet and feature materials that express traditional aesthetic. The rich mahogany finish with picture frame moldings provides a rich, timeless look.



### 6' RECTANGULAR TABLE W/PANEL BASE

992  
72"W x 42"D x 29"H  
List: \$1,459.00

### 8' RECTANGULAR TABLE W/PANEL BASE

910  
96"W x 42"D x 29"H  
List: \$1,699.00

*TIMELESS FOUNDATION FOR TODAY'S  
SOPHISTICATED WORK PLACE!*

**1-3/4" THICK TOPS!**

### 10' RECTANGULAR TABLE W/PANEL BASE

996  
• Two Piece Top  
120"W x 48"D x 29"H  
List: \$2,299.00

### 12' RECTANGULAR TABLE W/PANEL BASE

998  
• Two Piece Top  
144"W x 48"D x 29"H  
List: \$2,399.00

**Finish In Stock:** Mahogany



### 48" ROUND TABLE W/QUEEN ANNE BASE

984  
48"Diameter x 29"H  
List: \$969.00

### STORAGE CREDENZA

962D  
72"W x 23"D x 29"H  
List: \$2,599.00





# Contemporary Collection by OfficeSource™

UV Cured Polyester Varnish provides the ultimate finish, assures color retention, clarity & chemical resistance. Tops are constructed of solid MDF.



Grommets standard on all Racetrack Tables.



### RACETRACK CONFERENCE TABLES - "D" BASE

MODEL #	DESCRIPTION	DIMENSION	LIST PRICE
RTD72GDB	Fluted Edge	72"W x 36"D x 29"H	\$1,689.00
RTD96GDB	Fluted Edge	96"W x 42"D x 29"H	\$2,079.00
RTD120GDB*	Fluted Edge	120"W x 46"D x 29"H	\$2,829.00
RTD144GDB*	Fluted Edge	144"W x 46"D x 29"H	\$3,039.00

### RACETRACK CONFERENCE TABLES - PANEL BASE

MODEL #	DESCRIPTION	DIMENSION	LIST PRICE
RTD72G	Fluted Edge	72"W x 36"D x 29"H	\$1,479.00
RTD96G	Fluted Edge	96"W x 42"D x 29"H	\$1,869.00
RTD120G*	Fluted Edge	120"W x 46"D x 29"H	\$2,619.00
RTD144G*	Fluted Edge	144"W x 46"D x 29"H	\$2,829.00

\*Please Note: Both the 120"W & 144"W tables come with 2 piece tops.

### ROUND CONFERENCE TABLES - CYLINDER BASE (25" DIAMETER)

MODEL #	DESCRIPTION	DIMENSION	LIST PRICE
RDD42DB	Fluted Edge	42"Diameter x 29"H	\$1,369.00
RDD46DB	Fluted Edge	46"Diameter x 29"H	\$1,479.00

### ROUND CONFERENCE TABLES - "X" BASE

MODEL #	DESCRIPTION	DIMENSION	LIST PRICE
RDD36	Fluted Edge	36"Diameter x 29"H	\$939.00
RDD42	Fluted Edge	42"Diameter x 29"H	\$1,059.00
RDD46	Fluted Edge	46"Diameter x 29"H	\$1,209.00

#### FINISHES IN STOCK:

CH - Cherry

MH - Mahogany



#### POWER GROMMET INSERT



#### Optional Power Insert PLTBPOWER

- 2 Power Outlets; 1 Data Outlet
  - 1 Phone; 1 USB Port; 1 HDMI Port
  - 8' Power Cord
  - Colors: (BLK) Black or (SI) Silver
- List: \$519.00

#### 4 DOOR CONFERENCE CREDENZA ALPD50

- 72"W x 20"D x 29"H
  - 1 Shelf in Each Compartment
  - Ships RTA
- List: \$1,569.00

#### VISUAL BOARD ALPD19

- 48"W x 5"D x 50"H
  - 2 Magnetic doors
  - Light Gray Fabric Tack Board on right side door when facing unit
  - Center interior is white dry erase board
  - Ships fully assembled
- List: \$1,679.00

#### BOOKCASE ALPD56

- 5 Adjustable Shelves
  - 36"W x 13"D x 68"H
- List: \$1,179.00

#### DOOR KIT - 24"H ALP58

- (Fits ALPD55 & ALPD56)
- List: \$299.00

#### 2 DOOR STORAGE CABINET ALPD13 (Not Shown)

- 36"W x 20"D x 29"H
  - 1 Adjustable Shelf
  - Ships RTA
- List: \$919.00

#### Contemporary Collections Symbol Key

See Page 1 For Detailed Information

**Ready to Assemble**

Some items in this series come ready-to-assemble.

## Spry Mobile Marker Board by OfficeSource™



The Spry Mobile White Board from OfficeSource® is constructed of durable lightweight materials. The aluminum frame adds style to any presentation or shared work environment. Use alone or join together with the optional ganging hardware to create a semi-private space. Featuring two locking casters and a magnetic surface.

## STANDARD FEATURES

- Durable Light Weight Material
- Magnetic Surface
- Locking Casters
- Use alone or or join together

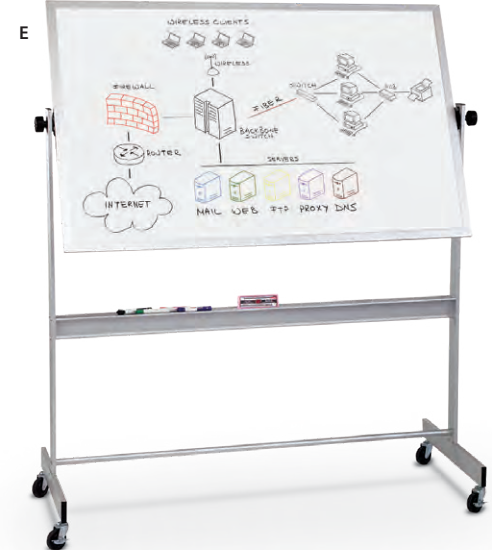
**FLAT PLATE  
CONNECTOR**  
 MWBGHSI  
 List: \$29.00

**MAGNETIC MOBILE WHITE BOARD**  
 MWB3366SI  
 33"W x 25½"D x 66"H
 

- 2 Locking Casters
- Use Flat Plate Connector When Joining More Than One Board

 List: \$999.00



**A. Porcelain Steel Whiteboard with ABC Trim** - Magnetic porcelain steel whiteboard for superior color contrast and reduced surface light distortion. Features anodized aluminum ABC Trim with aluminum corner caps and full-length accessory tray.

**B. Platinum Reversible Board with Porcelain Steel Surface** - Get up to twice the functional wall space with this versatile mobile board. Double sided in magnetic porcelain steel, providing superior writability and erasability.

**C. Dura-Rite® Whiteboard with Deluxe Aluminum Trim** - Wear-resistant HPL whiteboard surface lasts up to 125 times as long as standard melamine. Features anodized aluminum trim with aluminum corner caps and full-length accessory tray.

**D. Platinum Reversible Board with Dura-Rite® Surface** - Get up to twice the functional wall space with this versatile mobile board. Double sided in durable HPL Dura-Rite® whiteboard surface, providing excellent writability and erasability.

**E. Deluxe Reversible with TuF-Rite™ Surface** - Get up to twice the functional wall space with this versatile mobile board. Double sided in TuF-Rite™ melamine whiteboard surface, a vast improvement over standard economy melamine boards.

**WhiteBoards - Symbol Key**  
See Page 1 For Detailed Information

**QS = QUICKSHIP**


MODEL #	DIMENSIONS	WEIGHT	LIST PRICE
<b>A. PORCELAIN STEEL WHITEBOARD - ABC TRIM</b>			
<b>QS2H2NC</b>	4'W x 3'H	26 lbs	\$231.00
<b>QS2H2ND</b>	4'W x 4'H	55 lbs	\$285.00
<b>QS2H2NF</b>	5'W x 4'H	70 lbs	\$337.00
<b>2H2NG</b>	6'W x 4'H	74 lbs	\$404.00
<b>2H2NH</b>	8'W x 4'H	92 lbs	\$456.00
<b>QS2H2NK</b>	10'W x 4'H	112 lbs	\$534.00
<b>B. PLATINUM REVERSIBLE BOARD - PORCELAIN STEEL SURFACE</b>			
<b>QS669RGDD</b>	6'W x 4'H	134 lbs	\$1,294.00
<b>C. DURA-RITE® WHITEBOARD - DELUXE ALUMINUM TRIM</b>			
<b>QS212AC</b>	4'W x 3'H	23 lbs	\$140.00
<b>QS212AD</b>	4'W x 4'H	50 lbs	\$199.00
<b>212AG</b>	6'W x 4'H	67 lbs	\$286.00
<b>212AH</b>	8'W x 4'H	83 lbs	\$374.00
<b>D. PLATINUM REVERSIBLE BOARD - DURA-RITE® SURFACE</b>			
<b>QS669RGHH</b>	6'W x 4'H	104 lbs	\$978.00
<b>E. DELUXE REVERSIBLE BOARD - TUF-RITE™ SURFACE</b>			
<b>668ACHH</b>	30"W x 40"H	47 lbs	\$514.00
<b>668AGHH</b>	6'W x 4'H	129 lbs	\$668.00



**GLOSS WHITEBOARD CAN ALSO  
DOUBLE AS PROJECTION SCREEN!**

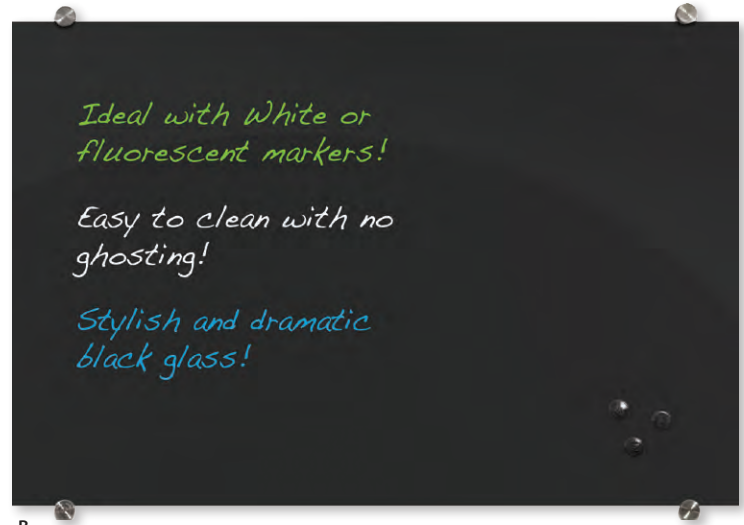


A. VISIONARY® MAGNETIC GLASS DRY ERASE WHITEBOARD				
QS83843	Gloss White	3'W x 2'H	22 lbs	\$132.00
83844	Gloss White	4'W x 3'H	49 lbs	\$270.00
83845	Gloss White	6'W x 4'H	112 lbs	\$560.00
83846	Gloss White	8'W x 4'H	135 lbs	\$713.00
B. VISIONARY® BLACK MAGNETIC GLASS DRY ERASE BOARD				
QS84061	Gloss Black	3'W x 2'H	22 lbs	\$203.00
QS84062	Gloss Black	4'W x 3'H	49 lbs	\$346.00
QS84064	Gloss Black	6'W x 4'H	112 lbs	\$560.00
QS84065	Gloss Black	8'W x 4'H	135 lbs	\$713.00



### STANDARD FEATURES

- Compatible with any dry/wet-erase marker, grease pen, etc. Easily cleans without ghosting or staining. Accepts rare earth magnets.
- Simple and sturdy mounting devices are padded to protect surface.
- Includes aluminum accessory tray, set of magnets, markers, and eraser. Optional glass accessory tray available separately.
- Fifty year limited warranty. Has achieved GREENGUARD GOLD Certification.



B

	Guarantee	Writability	Erasability	Magnetic	Weight	Cost
Porcelain	50 Year	★★★★★	★★★★★	✓	📦📦	\$\$\$
Dura-Rite®	20 Year	★★★★	★★★★		📦📦	\$\$
TuF-Rite®	5 Year	★★★	★★★		📦📦	\$
Visionary®	50 Year	★★★★★	★★★★★	✓	📦📦📦📦	\$\$\$
Enlighten	1 Year	★★★★★	★★★★★		📦📦📦📦	\$\$\$\$

**A. Visionary® Magnetic Glass Dry Erase Whiteboard** - Modernize your space with a functional and contemporary image. Visionary boards provide the best of a quality whiteboard with smart style. Borderless and seamless, in glossy white. Tempered safety glass ideal for use in any environment. Accepts rare earth magnets.



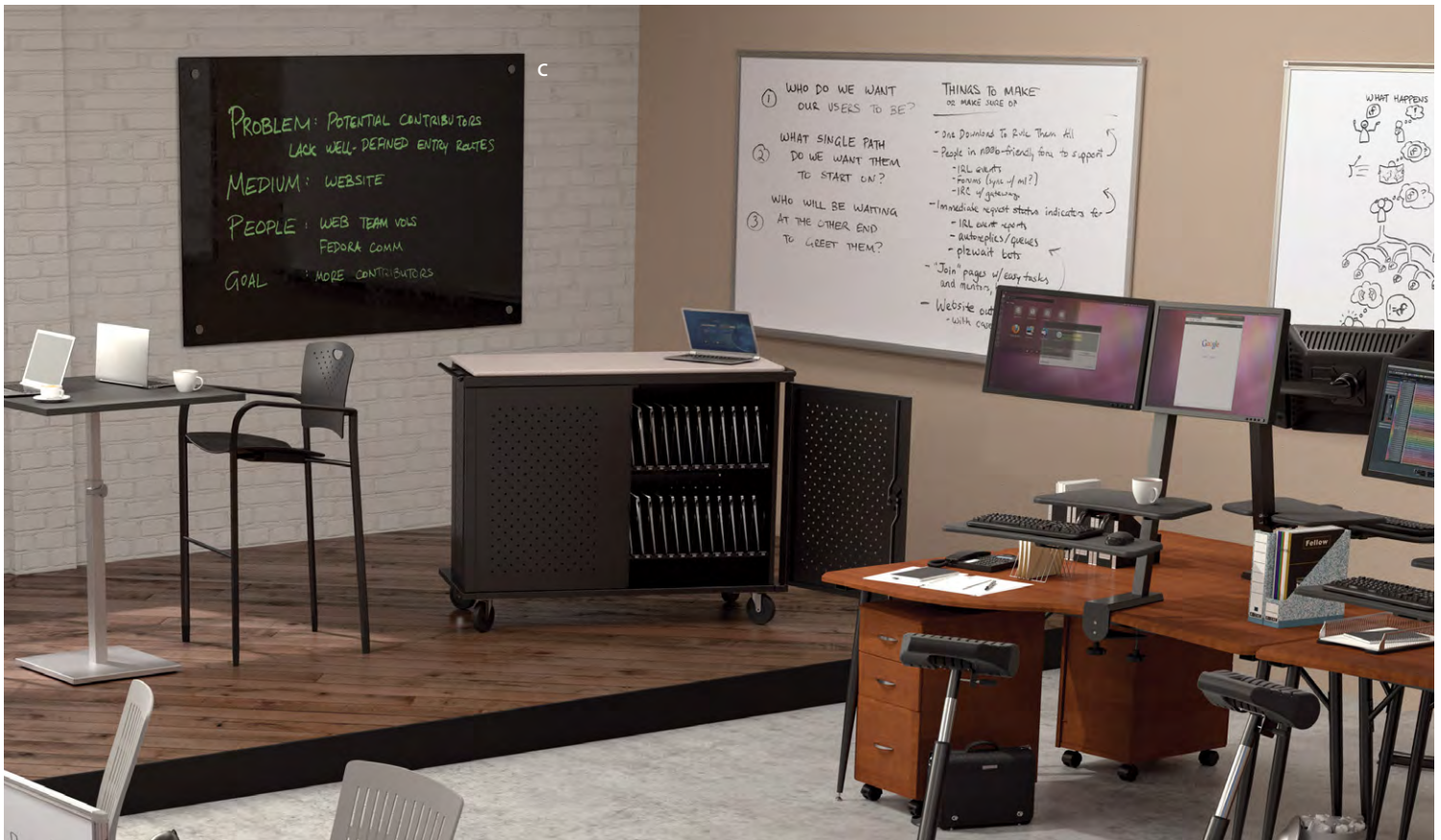
**B. Visionary® Black Magnetic Glass Dry Erase Board** - Ultra durable gloss black glass magnetic markerboard is a contemporary communication tool providing the highest quality writing and erasing experience. Tempered safety glass for use in any environment. Accepts rare earth magnets.

WhiteBoards - Symbol Key  
See Page 1 For Detailed Information

QS = QUICKSHIP







**A. Enlighten Glass Dry Erase Whiteboard** - Transform your conference room or office with the Enlighten glass dry erase markerboard, a sophisticated, sleek writing surface. Special finish provides a smooth writing surface that will not ghost or stain. Durable tempered glass accepts dry/wet-erase markers, grease pens, etc. Stainless steel standoffs mount the board 1" off the wall, adding depth and dimension.

**B. Enlighten Frosted Pearl Glass Dry Erase Board** - Frosted Pearl is a translucent glass finish that is modern and edgy. Provides a smooth writing surface that will not ghost or stain. Durable tempered glass accepts dry/wet-erase markers, grease pens, etc. Stainless steel standoffs mount the board 1" off the wall, adding depth and dimension.

**C. Enlighten Black Glass Dry Erase Board** - Ultra modern and dramatic black glass provides a smooth writing surface that will not ghost or stain. Durable tempered glass works best with white or fluorescent markers. Stainless steel standoffs mount the board 1" off the wall, adding depth and dimension.

A. ENLIGHTEN GLASS DRY ERASE WHITEBOARD				
<b>QS83939</b>	Gloss White	3'W x 2'H	22 lbs	\$123.00
<b>83940</b>	Gloss White	4'W x 3'H	39 lbs	\$250.00
<b>QS83941</b>	Gloss White	6'W x 4'H	74 lbs	\$521.00
B. ENLIGHTEN GLASS DRY ERASE WHITEBOARD				
<b>QS83948</b>	Frosted Pearl	1'W x 1'H	4 lbs	\$72.00
<b>QS83949</b>	Frosted Pearl	2'W x 1½'H	12 lbs	\$89.00
<b>QS83950</b>	Frosted Pearl	3'W x 2'H	22 lbs	\$123.00
<b>QS83951</b>	Frosted Pearl	4'W x 3'H	39 lbs	\$250.00
<b>QS83952</b>	Frosted Pearl	6'W x 4'H	74 lbs	\$521.00
C. ENLIGHTEN BLACK GLASS DRY ERASE BOARD				
<b>QS84071</b>	Gloss Black	1'W x 1'H	4 lbs	\$72.00
<b>QS84072</b>	Gloss Black	2'W x 1½'H	12 lbs	\$102.00
<b>QS84073</b>	Gloss Black	3'W x 2'H	22 lbs	\$138.00
<b>QS84074</b>	Gloss Black	4'W x 3'H	39 lbs	\$283.00
<b>QS84075</b>	Gloss Black	6'W x 4'H	74 lbs	\$588.00

**QS = QUICKSHIP**

# INTERRA

ELEVATED  
DESIGN  
GROUNDED  
PRICEPOINT

Interra offers a modern and flexible design aesthetic with slim segmented panels and multiple finish options.



A frame and tile system with sturdy 3" panels, Interra is stackable for easy modifications. Available in five tile finishes: fabric, glass, metal, whiteboard and rail. Overhead storage can be upmounted with pneumatic lift or sliding doors. Offered with a limited lifetime warranty.





# SYSTEM2

A classic system, System 2 delivers structural integrity, clean design aesthetic and ease of installation. Available on our Quickship program.



AVAILABLE IN  
**10** DAYS  
QUICKSHIP

LOOKS  
THAT LAST A  
LIFETIME

System 2 is the ideal economical solution for many office environments, and our consistent best seller. This sturdy monolithic panel system features full-length steel and aluminum connectors that can be installed and reconfigured easily. Our honeycomb core construction meets or exceeds industry standards for strength and longevity, and we stand behind System 2 with a lifetime warranty to its original owner.




















These Panels are Certified  
Green!

**QS = QUICKSHIP**

All items on this page available by Quickship.  
Ships 10 Business Days After Approved Order.

## WORKSURFACE FINISHES AVAILABLE

 <b>M1</b> QS Light Maple	 <b>M2</b> QS Light Cherry	 <b>M3</b> QS Medium Cherry	 <b>M4</b> QS Dark Mahogany	 <b>M6</b> QS Light Gray	 <b>M7</b> QS Off White	 <b>M10</b> QS Espresso	 <b>M12</b> QS Medium Walnut	 <b>M13</b> QS Licorice
 <b>M14</b> QS Carob	 <b>M16</b> QS Tundra	 <b>M22</b> QS Harbor	 <b>M23</b> QS Bark	 <b>M24</b> QS Tarmac	 <b>M25</b> QS Winter	 <b>M27</b> QS Medium Ash	 <b>M28</b> QS Arctic	

# OS Panels by OfficeSource™



### PANEL SYSTEM 1

(Panels Only)

**Total List: \$3,979.00**

### COMPLETE PACKAGE 1

(As Shown w/Desks)

**Total List: \$9,671.00**

### Fabric/Finish In Stock:

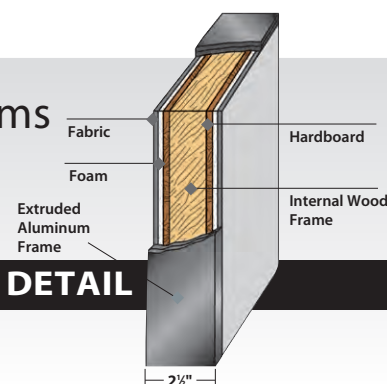
Pewter Fabric w/Charcoal Frame

### COMPLETE PACKAGE 1

MODEL #	QTY	DESCRIPTION	W x D x H	LIST PRICE
PL1012	1	2 Drawer Personal Cabinet	35½ x 22 x 22	\$879.00
PL1013	1	Open Bookcase	35½ x 22 x 22	\$399.00
PL110	1	Credenza Top	71 x 22 x 1	\$219.00
PL1044OH	1	Open Hutch	71 x 15 x 36	\$609.00
PL44LD	1	Laminate Doors (Sets of 2)	17¾ x ½ x 15¾	\$50.00
PLTLPHS20	1	Hutch Supports (Pair)	14 x 2 x 20	\$229.00
PLT2472	2	Main Desk Top	72 x 24 x 1	\$279.00 ea.
PLTLP24DR	1	Desk Riser	23⅜ x 6½ x 2	\$119.00
PLTULEG24	3	Unite Leg	23⅜ x 2 x 28½	\$219.00 ea.
PLTCBBDKBEAM72	2	Top Support Beam	67⅞ x 2 x 1	\$187.00 ea.
PL207	1	Wardrobe Storage Unit	23¼ x 23¾ x 65½	\$1,599.00
SP6624	3	Upholstered Panels	24 x 2½ x 66	\$329.00 ea.
SP6672	1	Upholstered Panels	72 x 2½ x 66	\$669.00
SPG6636	4	Opaque View-Through Panels	36 x 2½ x 66	\$489.00 ea.
SPCAP66	2	End Cap		\$35.00 ea.
SP266	3	2 Way Corner Connector		\$99.00 ea.

## OS Panel Systems

### PANEL SYSTEMS DETAIL



### UPHOLSTERED PANELS

MODEL #	DIMENSION	LIST PRICE
SP4224	24"W x 42"H	\$269.00
SP4230	30"W x 42"H	\$289.00
SP4236	36"W x 42"H	\$329.00
SP6624	24"W x 66"H	\$329.00
SP6630	30"W x 66"H	\$369.00
SP6636	36"W x 66"H	\$399.00
SP6648	48"W x 66"H	\$489.00
SP6660	60"W x 66"H	\$559.00
SP6672	72"W x 66"H	\$669.00

### OPAQUE VIEW-THROUGH PANELS

MODEL #	DIMENSION	LIST PRICE
SPG6624	24"W x 66"H	\$389.00
SPG6630	30"W x 66"H	\$429.00
SPG6636	36"W x 66"H	\$489.00

### ACCESSORIES

MODEL #	DESCRIPTION	LIST PRICE
SP242	2 Way Corner connector 42"	\$59.00
SP266	2 Way Corner connector 66"	\$99.00
SP342	3 Way T connector 42"	\$79.00
SP366	3 Way T connector 66"	\$119.00
SP442	4 Way + connector 42"	\$79.00
SP466	4 Way + connector 66"	\$119.00
SPPG24	24" Filler For 42" to 66"	\$25.00
SPCAP24	End Cap 24"	\$20.00
SPCAP42	End Cap 42"	\$25.00
SPCAP66	End Cap 66"	\$35.00
SPBASE1	Support Foot	\$49.00
SPWM42	Wall Mount Kit 42"	\$59.00
SPWM66	Wall Mount Kit 66"	\$89.00
SPSH36	36"W Laminate Shelf (Charcoal)	\$139.00
SPSB2	Pair of Shelf Brackets	\$59.00
SPTB	Top Bracket for Stabilizing Straight run of Panels	\$7.00



### UPHOLSTERY & FINISH IN STOCK

Pewter/Charcoal



Some items in this series  
come ready-to-assemble.



Environmentally Friendly



# OS Panels by OfficeSource™



## PANEL SYSTEM 3

(Panels Only)

Total List: \$3,283.00

## COMPLETE PACKAGE 3

(As Shown w/Desks)

Total List: \$10,435.00

### COMPLETE PACKAGE 3

MODEL #	QTY	DESCRIPTION	W x D x H	LIST PRICE
PL1007	2	Mobile Pedestal - B/F	16 x 22½ x 22½	\$499.00 ea.
PL1044OH	2	Open Hutch	71 x 15 x 16½	\$609.00 ea.
PLTLPHS20	2	Hutch Supports (Pair)	14 x 2 x 20	\$229.00 ea.
PL1052	2	Door Cabinet	16 x 22½ x 20%	\$379.00 ea.
PL166	2	Deluxe Full Pedestal - B/B/F	15½ x 22 x 28½	\$449.00 ea.
PLT2472	2	Main Desk Top	72 x 24 x 1	\$279.00 ea.
PLT2448	2	Return Top	48 x 24 x 1	\$229.00 ea.
PLTULEG24	6	Unite Leg	23¾ x 2 x 28½	\$219.00 ea.
PLTCBDESKBEAM72	2	Top Support Beam	67¾ x 2 x 1	\$187.00 ea.
PLTRETSUPPORT	2	Return Add Beam		\$59.00 ea.
SP6660	3	Upholstered Panel	60 x 2½ x 66	\$559.00 ea.
SP6672	2	Upholstered Panel	72 x 2½ x 66	\$669.00 ea.
SPCAP66	2	End Cap		\$35.00 ea.
SP266	2	2 Way Corner Connector		\$99.00 ea.



Some items in this series come ready-to-assemble.



Environmentally Friendly



## Fabric/Finish In Stock:

Pewter Fabric w/Charcoal Frame



## PANEL SYSTEM 2

(Panels Only)

Total List: \$1,408.00

## COMPLETE PACKAGE 2

(As Shown w/Desks)

Total List: \$15,880.00

### COMPLETE PACKAGE 2

MODEL #	QTY	DESCRIPTION	W x D x H	LIST PRICE
PL1012	4	2 Drawer Personal Cabinet	35½ x 22 x 22	\$879.00 ea.
PL1013	4	Open Bookcase	35½ x 22 x 22	\$399.00 ea.
PL110	4	Credenza Top	71 x 22 x 1	\$219.00 ea.
PL1044OH	4	Open Hutch	71 x 15 x 16½	\$609.00 ea.
PL44LD	4	Laminate Doors (Sets of 2)	17¾ x ½ x 15¾	\$50.00 ea.
PLTLPHS20	4	Hutch Supports (Pair)	14 x 2 x 20	\$229.00 ea.
PLT2472	4	Main Desk Top	72 x 24 x 1	\$279.00 ea.
PLTULEG24	4	Unite Leg	23¾ x 2 x 28½	\$219.00 ea.
PLTLP24DR	4	Desk Riser	23¾ x 6½ x 2	\$119.00 ea.
PLTCBDESKBEAM72	4	Top Support Beam	67¾ x 2 x 1	\$187.00 ea.
CPS88F	4	Metal Pedestal - B/B/F	15 x 22 x 26¾	\$429.00 ea.
SP6672	2	Upholstered Panel	72 x 2½ x 66	\$669.00 ea.
SPCAP66	2	End Cap		\$35.00 ea.

Fabric/Finish In Stock: Pewter Fabric w/Charcoal Frame

### PANEL OPTIONS



**Durability**  
OfficeSource™ 2¼" Aluminum frame provides outstanding strength and durability.



**Style**  
Featuring a stylish contemporary trim OfficeSource™ is a welcome addition to any office environment.



**Versatility**  
Installation and reconfiguration are easy with the OfficeSource™ EZLOCK connection system.

# OS Panels by OfficeSource™



## PANEL SYSTEM 4

(Panels Only)

Total List: \$5,305.00

## COMPLETE PACKAGE 4

(As Shown w/Desks)

Total List: \$13,079.00

### UPHOLSTERY & FINISH IN STOCK

Pewter/Charcoal



Fabric/Finish In Stock: Pewter  
Fabric w/Charcoal Frame



Environmentally Friendly

### COMPLETE PACKAGE 4

MODEL #	QTY	Description	W x D x H	List Price
PL1013	6	Open Bookcase	35½ x 22 x 22	\$399.00 ea.
PL1053	2	Open Cabinet	16 x 22½ x 20½	\$299.00 ea.
PL109	2	File/Credenza Top	35½ x 22 x 1	\$159.00 ea.
PL110	2	Credenza Top	71 x 22 x 1	\$219.00 ea.
PL166	2	Deluxe Full Pedestal - B/B/F	15½ x 22 x 28½	\$449.00 ea.
PLT2460	2	Main Desk Top	60 x 24 x 1	\$259.00 ea.
PLT2472	2	Main Desk Top	72 x 24 x 1	\$279.00 ea.
PLTULEG24	4	Unite Leg	23½ x 2 x 28½	\$219.00 ea.
PLTLP24DR	4	Desk Riser	23½ x 6½ x 2	\$119.00 ea.
PLTCBDESKBEAM72	2	Top Support Beam	67½ x 2 x 1	\$187.00 ea.
PLTCBDESKBEAM60	2	Top Support Beam	2 x 55 x 1	\$163.00 ea.
SP6624	4	Upholstered Panels	24 x 2½ x 66	\$329.00 ea.
SP6660	2	Upholstered Panels	60 x 2½ x 66	\$559.00 ea.
SP6636	2	Upholstered Panels	36 x 2½ x 66	\$399.00 ea.
SP6648	2	Upholstered Panels	48 x 2½ x 66	\$489.00 ea.
SP4236	2	Upholstered Panels	36 x 2½ x 42	\$329.00 ea.
SP266	2	2 Way Corner Connector		\$99.00 ea.
SPCAP42	1	End Cap 42"		\$25.00 ea.
SPCAP66	2	End Cap 66"		\$35.00 ea.
SP366	1	3 Way T Connector		\$119.00
SPPG24	1	24" Filler		\$25.00



## PANEL SYSTEM 5 (Panel Only)

Total List: \$837.00

## COMPLETE PACKAGE 5

(As Shown w/Desks)

Total List: \$3,411.00

### COMPLETE PACKAGE 5

MODEL #	QTY	Description	W x D x H	List Price
PL102	2	Desk Shell	66 x 30 x 29½	\$379.00 ea.
PL166	2	Deluxe Full Pedestal - B/B/F	15½ x 22 x 28½	\$449.00 ea.
PL175	2	Deluxe Full Pedestal - F/F	15½ x 22 x 28½	\$459.00 ea.
SP6672	1	Upholstered Panel	72 x 2½ x 66	\$669.00
SPCAP66	2	End Cap - 66"		\$35.00 ea.
SPBASE1	2	Support Foot		\$49.00 ea.



Some items in this series  
come ready-to-assemble.



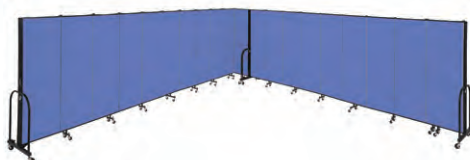


# PANELS

## PARTITIONS

## Mobile Screenflex ROOM DIVIDERS



**LIFETIME  
WARRANTY!**



### 3 PANEL DISPLAY TOWER



**Provides  
6 tackable  
surfaces  
to display  
on!**

**5'9" High**  
**QSCDS603**  
List Price: \$733.00

**6'5" High**  
**QSCDS683**  
List Price: \$828.00

Available in 11 fabric colors. See chart.

Also available:  
6 Panel Display Tower

Mobile Room Dividers add privacy and security, control crowds or set up as bulletin boards. Freestanding 22" wide panels are mounted on casters and hinged together to create Dividers which fold accordion style for easy portability and storage. Position Control Hinges secure panels in place. Self Leveling Casters keep dividers standing straight. Choose from 6 heights and 6 lengths to meet your needs. Create longer lengths with Multi-Unit Connectors. Lightweight and sound absorbing panels are covered with vinyl or polyester fabric. Designer fabrics treated with Scotchgard® Fabric Protector to resist dirt and stains. Black metal trim, hinges and caster covers. No assembly, installation or exterior connections required. Manufacturer's Lifetime Warranty.



**Training Areas**



**Day Care Centers**



**Speaker Backdrops**



**Instant Classrooms**




**Religious Gatherings**

### COMMERCIAL EDITION DIVIDERS - Specify color code when ordering

Length	Height					
	4'-0"	5'-0"	6'-0"	6'-8"	7'-4"	8'-0"
5'-9"	QSCFSL403 \$1,040.00	QSCFSL503 \$1,124.00	QSCFSL603 \$1,229.00	QSCFSL683 \$1,365.00	QSCFSL743 \$1,524.00	QSCFSL803 \$1,691.00
9'-5"	QSCFSL405 \$1,334.00	QSCFSL505 \$1,439.00	QSCFSL605 \$1,576.00	QSCFSL685 \$1,723.00	QSCFSL745 \$1,901.00	QSCFSL805 \$2,101.00
13'-1"	QSCFSL407 \$1,629.00	QSCFSL507 \$1,754.00	QSCFSL607 \$1,912.00	QSCFSL687 \$2,091.00	QSCFSL747 \$2,290.00	QSCFSL807 \$2,511.00
16'-9"	QSCFSL409 \$1,923.00	QSCFSL509 \$2,070.00	QSCFSL609 \$2,248.00	QSCFSL689 \$2,448.00	QSCFSL749 \$2,668.00	QSCFSL809 \$2,910.00
20'-5"	QSCFSL4011 \$2,216.00	QSCFSL5011 \$2,406.00	QSCFSL6011 \$2,595.00	QSCFSL6811 \$2,815.00	QSCFSL7411 \$3,057.00	QSCFSL8011 \$3,320.00
24'-1"	QSCFSL4013 \$2,511.00	QSCFSL5013 \$2,710.00	QSCFSL6013 \$2,932.00	QSCFSL6813 \$3,173.00	QSCFSL7413 \$3,435.00	QSCFSL8013 \$3,719.00

### Commercial Fabric Colors



Multi-Unit Connector option – GL - \$50.00    Markerboard option – MBF - \$148.00

HEAVY-DUTY AVAILABLE-CALL FOR DETAILS

**Note:** Terms for quickship are 5 business days for Room Dividers and 10 business days for Display Towers (+shipping time)

*All items on this page available by Quickship.*



**CUSTOMIZE YOUR OFFICE WITH INIGO'S MINIMAL, MODERN DESIGN!  
THIS GROUP FEATURES CLEAN LINES AND A BOLD FRESH LOOK!**

## Inigo COLLECTION

### STANDARD FEATURES

- Easily configurable for open office and meeting room applications
- High-top table design
- Two laminate finishes: Smoke and Bourbon
- Satin aluminum finish on metal bases

### 96" HIGH TOP CONFERENCE TABLE WITH METAL BOXES

QS701X96MB

96"W x 48"D x 42"H

Consists of:

- 003 Metal Box Storage Base
  - 004 Metal Box Base
  - 006 Table Top with Wire Raceway
- List Price: \$2,187.00

### COWEN STOOL

SOCA91416

Overall: 18"W x 21"D x 40"H

Seat: 18"W x 20"D x 30"H

Price Varies By Fabric Grade

Made To Order

Made in the USA!

Call For Details!



**FULLY ASSEMBLED**

**SATIN ALUMINUM FINISH  
ON METAL BASES!**



### FINISHES AVAILABLE:

QS(7011) Smoke



QS(7012) Bourbon



Inigo Collection - Symbol Key  
See Page 1 For Detailed Information

**Ready to Assemble**

Some Items on This Page  
Come Ready-To-Assemble.

**SO = SPECIAL ORDER**

**QS = QUICKSHIP**





# Zoll COLLECTION

Collaboration is the heart of the workplace and Zoll's dynamic design provides multiple solutions to meet today's changing office needs. Offering configurable furniture to fit any size space, this group was created with Flexsteel's vast knowledge of comfort and durability, and was founded on more than a century of experience in soft seating. All upholstered components feature crisp tailoring and on-trend polished chrome legs, and the power pods feature technology integration to ensure your team doesn't have to take a break to power-up.



**SHIPS  
FULLY ASSEMBLED!**

**HARDWARE WILL ALLOW  
SEATS, OTTOMANS & PODS  
TO GROUP TOGETHER!**

### SINGLE ARMLESS CHAIR

**QSOC0541924**

Overall: 24¼"W x 24½"D x 29¾"H

Seat: 24¼"W x 18"D x 18"H

Fabric List: \$1,032.00

Vinyl List: \$1,056.00

### DOUBLE ARMLESS CHAIR

**QSOC0541936**

Overall: 36¼"W x 24½"D x 29¾"H

Seat: 36¼"W x 18"D x 18"H

Fabric List: \$1,205.00

Vinyl List: \$1,236.00

### SINGLE OTTOMAN

**QSOC0540824**

24"W x 24"D x 18"H

Fabric List: \$746.00

Vinyl List: \$763.00

### DOUBLE OTTOMAN

**QSOC0540836**

36"W x 24"D x 18"H

Fabric List: \$842.00

Vinyl List: \$861.00

### TRIANGLE POWER POD

**QSOC054T**

24"W x 24"D x 26"H

List: \$966.00


### RECTANGULAR POWER POD

**QSOC054R**

12"W x 24"D x 18"H

List: \$913.00

*Power Pods - when ordering in  
Smoke finish use 11, in Bourbon  
finish use 12.*



*Each power pod is equipped with one  
electrical outlet and two USB ports.*



*Upholstered items Made in the USA.  
Legs & power pods are imported.*

**Zoll Collection - Symbol Key**  
See Page 1 For Detailed Information



**FULLY  
ASSEMBLED**

**QS =**

**QUICKSHIP**

**Power Pods - Finishes Available:**  
Smoke or Bourbon

### UPHOLSTERIES AVAILABLE:

**QS(A5922)**  
Green Fabric




**QS(A5930)**  
Blue Fabric



**QS(A6160)**  
Deep Orange Vinyl



**QS(A6010)**  
White Vinyl



## Hannah PATIENT TREATMENT CHAIR

**NEW!**  
SERIES

- Heavy duty steel, lay flat mechanism
- Back angle infinitely adjustable with pneumatic control
- Features 4 heavy duty (2 lockable) casters for easy mobility
- 830 includes Trendelenburg mechanism providing negative 3° in flat position and pull-out foot tray for patient transport
- 831 has similar features to the 830 without the Trendelenburg or foot tray
- All models rated to 500 lbs. (Bariatric models rated to 750 lbs. available on Special Order)

ITEM #	DESCRIPTION	DIMENSIONS (W X D X H)	GRADE 3 LIST PRICE
SO830	Patient Treatment Chair	33" x 39" x 44"	\$3,760
SO831	Patient Room Recliner	33" x 39" x 44"	\$3,205

### Options Available

SO DPS	Double Pivot Tablet	24" x 7" x 7¼"	\$ 645
SO LPT	Large, Single Pivot Tablet	27" x 9½" x 7¼"	\$ 481
SO PL	IV Pole with Holder	11" x 2¾" x 55½"-90½"	\$ 350
SO BB	Black Push Bar	24" x 4½" x 1"	\$ 164
SO PB	Aluminum Push Bar	24" x 4½" x 1"	\$ 305

**Please Note:** Prices based on Grade 3 Upholstery



**#830 w/Optional  
DPS, PL & PB**



**NEW!**  
SERIES

## Haley RECLINERS

- Internal structure of engineered hardwood
- Heavy duty steel mechanism
- Features easy-to-clean taut back upholstery
- 840 rated to 350 lbs.
- 843 Bariatric model rated to 500 lbs.



ITEM #	DESCRIPTION	DIMENSIONS (W X D X H)	GRADE 3 LIST PRICE
SO840	Haley Recliner	29¼" x 37½" x 46¾"	\$2,495
SO843	Haley Bariatric	33" x 37½" x 46¾"	\$2,674

**Please Note:** Prices based on Grade 3 Upholstery

**SO = SPECIAL ORDER**

## Harmony SLEEPER CHAIR

**NEW!**  
SERIES

- Internal structure of engineered hardwood with heavy duty steel mechanism
- Chair with pull-out ottoman or extends to a full 78" bed
- Ideal for overnight, comfortable stay in patient room
- Thick 5" foam support on entire sleep surface
- Features 4 heavy duty (2 lockable) casters for easy mobility

ITEM #	DESCRIPTION	DIMENSIONS (W X D X H)	GRADE 3 LIST PRICE
SO826	Sleeper Chair	35¾" x 37-80" x 35"	\$3,389

**Please Note:** Prices based on Grade 3 Upholstery



**All Items On This Page  
Available by Special Order.  
Contact Us for Details!**



**#826**





## Flex COLLABORATIVE SEATING

**Flex Tiered Seating** offers comfortable, multi-level seating for groups to assemble for impromptu meetings or casual gatherings. Ideal for classrooms, conference rooms, lounge or open atrium areas. Easily re-configures to maximize room functionality. Add power on bottom tier of any unit (except 2002IF) with combination 110-volt and active USB port for recharging mobile devices.

ITEM #	DESCRIPTION	DIMENSIONS (W X D X H)	GRADE 3 LIST PRICE
SO2002	2-Tiered Square Seat	37" x 41" x 35"	\$1,896
SO2003	3-Tiered Square Seat	37" x 41" x 35"	\$2,042
SO2002IF	2-Tiered Inside Facing Corner	41" x 41" x 35"	\$2,588
SO2002OF	2-Tiered Outside Facing Corner	41" x 41" x 35"	\$2,588
SO2032IF	2-Tiered 45° Inside Facing Seat	47¼" x 40¼" x 35"	\$2,474
SO2032OF	2-Tiered 45° Outside Facing Seat	47¼" x 40¼" x 35"	\$2,474
SO2033IF	3-Tiered 45° Inside Facing Seat	47¼" x 40¼" x 35"	\$2,618
SO2033OF	3-Tiered 45° Outside Facing Seat	47¼" x 40¼" x 35"	\$2,618

**Please Note:** Prices based on Grade 3 Upholstery



Add Power: 110-Volt & Active  
USB Port for Recharging  
Mobile Devices



*All Items On This Page  
Available by Special Order.*

*Contact Us for Details!*



SO = SPECIAL ORDER



Flex Ottomans are designed for casual gatherings and make open spaces more useful and suitable for collaboration. Ottomans are available in multiple sizes of round, square and rectangular shapes and mix with any HPFi lounge seating product. Add power to vertical surface of 1542 or 1532 bench ottomans with combination 110-volt and active USB port for recharging mobile devices.

ITEM #	DESCRIPTION	DIMENSIONS (W X D X H)	GRADE 3 LIST PRICE
SO1554	Upholstered Cube Seat	20" x 20" x 18"	\$ 731
SO1542	Bench Ottoman	20" x 42" x 18"	\$1,190
SO1520	Round Ottoman	20" x 20" x 18"	\$ 700
SO1524	Round Ottoman	24" x 24" x 18"	\$ 747
SO1536	Round Ottoman/Table	36" x 36" x 18"	\$1,324
SO1532	Octagonal Ottoman	32" x 32" x 18"	\$1,473
SO1583	Tapered Ottoman	16/20" x 16/20" x 18"	\$ 770
SO1584	Tapered Ottoman, Aluminum Feet	16/20" x 16/20" x 30"	\$ 896
SO15202	Round Ottoman, Trumpet Base	20" x 20" x 30"	\$1,307
SO5828	Round Table, Trumpet Base	28" x 28" x 20¼"	\$ 899

**Please Note:** Prices based on Grade 3 Upholstery



### Integrate Collection by OfficeSource™



The Integrate Collection by OfficeSource® features a gorgeous two-tone gray that will compliment any work space. With its modular ability this Collection can create a positive work environment, giving co-workers the ability to collaborate.



#### ARMLESS MODULAR CHAIR ★ W/SILVER POST LEGS

9780GRYCHR  
Overall: 24"W x 29½"D x 31½"H  
Seat: 24"W x 21½"D x 18½"H  
List: \$589.00

#### ARMLESS CORNER MODULAR CHAIR ★ W/SILVER POST LEGS

9785GRYCHR  
Overall: 31"W x 29½"D x 31½"H  
Seat: 24"W x 21½"D x 18½"H  
List: \$599.00

STANDARD OPTIONAL ARM ★  
972ARMCHR  
5½"W x 29½"D x 26"H  
List: \$209.00

**Convenient USB**  
*Pop-Up Power is Convenient  
for Reception Rooms &  
Private Offices!*

9780 Armless Chair  
Shown with (2) 97ARM  
Optional Arms



Gold Stars Indicate  
Product New for 2018.

#### UPHOLSTERIES AVAILABLE:

Light Gray  
(PER-T400-4)

Charcoal  
(PER-T400-5)



#### OPTIONAL USB ARM NEED POWER?

##### DELUXE OPTIONAL ARM W/USB

972UCHR  
5½"W x 29½"D x 26"H  
Exposed Cord Length: 45¼"  
List: \$319.00



Some items in this series  
come ready-to-assemble.





## Shapes Collection by OfficeSource™

Creative seating for any space! Configure the cylinder, cube, quad or pentagon shape for endless possibilities to create a quick collaboration area at the office, a huddle space for classroom environments, or perfect for reception rooms positioned as ottomans or side tables. Four great colors to choose from to fit your personal taste.

### UPHOLSTERY IN STOCK

Taupe  
(PER-BY13013)



Kashmir Green  
(PER-BY1306)



Black  
(PER-F58)



Black Bonded  
Leather (PER-BL01)



### Upholsteries In-Stock:

Taupe, Kashmir Green, Black & Black Bonded Leather.



Shown in Taupe

### CYLINDER SEAT

7020CYL

16¾"Diameter x 17¾"H

List: \$199.00



Shown in Kashmir Green

### CUBE SEAT

7030CUBE

16¾"W x 16¾"D x 17¾"H

List: \$209.00



Shown in Black Fabric

### QUAD SEAT

7040QUAD

16¾"W x 26¾"D x 17¾"H

List: \$299.00



Shown in Black Leather

### PENTAGON SEAT

7050PENT

16¾"W x 26¾"D x 17¾"H

List: \$369.00

# Millennial Collection by OfficeSource™

With Millennial Series reception furniture, you and your office visitors will be pleasantly surprised to discover just how comfortable this black faux leather, tufted cushion seating can feel. The silver accent base completes the look by adding a contemporary feel.



**10511(2), 10519, 10515**

Components form three seater w/ottoman configuration.

**VERSATILITY  
FOR CHANGING  
ENVIRONMENTS!**



**10511(3),  
10519,  
10515**

Components form five seater configuration.



**10511(3), 10515**

Components form four seater configuration.

### UPHOLSTERY IN STOCK:

(BLK) Black Faux Leather  
(QIA-EVOBLKPU)



## MILLENNIAL SERIES COMPONENT – SELECTION GUIDE



Armless Chair w/Power  
Module (2 USB Ports,  
2 Power Outlet & 19%  
Power Cord)



Matching  
Guest Chair

### MODULAR GUEST SEATING w/STEEL FRAMES

MODEL #	DESCRIPTION	DIMENSIONS	LIST PRICE
10511	Armless Chair	26 3/8"W x 26 3/8"D x 30 1/2"H	\$499.00
10512	Armless Chair w/Power Module	26 3/8"W x 26 3/8"D x 30 1/2"H (2 USB Ports, 2 Power Outlet, 19% Power Cord)	\$589.00
10519	Corner Chair	26 3/8"W x 26 3/8"D x 30 1/2"H	\$559.00
10515	Ottoman	26 3/8"W x 24 1/2"D x 17 1/2"H	\$349.00
10520	Guest Chair	29 1/8"W x 27 1/2"D x 30 1/2"H	\$669.00



**10511(2), 10512(1),  
10519(1), 10515(1)**

Components form five seater configuration.

### Upholstery In Stock:

BLK Black Faux Leather (QIA-EVOBLKPU)

**Millennial - Symbol Key**  
See Page 1 For Detailed Info



Items on this page may  
be shipped by a small  
package carrier.



### Sequence Collection by OfficeSource™



**ML1RA, ML1LA,  
ML12(2), MLGC**

Components form two seater  
loveseat style configuration.



**ML1RA, ML1LA, ML12(2),  
ML11(3), ML13C, ML140, MLGC(5)**

Components form six seater w/Table ottoman configuration.



**ML1RA, ML1LA, ML12(2), ML11(2),  
ML13C, ML140, MLGC(4)**

Components form five seater  
w/Ottoman configuration.

#### Ganging Clamps

(Gangs 2 chairs together (1 clamp per 2 chairs))



#### UPHOLSTERY IN STOCK

(BLK) Black Leather  
(NOR-LTHRBLK)

(BRN) Brown Leather  
(NOR-LTHRBRN)



#### COMPONENT SELECTION GUIDE



**ML1RA**



**ML12**



**ML11**



**ML13C**



**ML140**



**ML140**



**ML1RA, ML1LA,  
ML12(2), ML11, MLGC(2)**

Components form three seater  
sofa style configuration.

#### MODULAR GUEST SEATING

MODEL #	DESCRIPTION	DIMENSION	LIST PRICE
ML1RA	Right Arm Only - 26½"H	(Requires ML12)	\$159.00
ML1LA	Left Arm Only - 26½"H	(Requires ML12)	\$159.00
ML12	Armless Chair (For Right or Left Arm)	26"W x 26½"D x 34½"H	\$499.00
ML11	Armless Chair	26"W x 26½"D x 34½"H	\$499.00
ML13C	Corner Chair	26½"W x 26½"D x 34½"H	\$699.00
ML140	Ottoman	24"W x 24"D x 15½"H	\$389.00
ML8TLA	Left Arm w/Tablet	4¼"W x 27½"D x 23½"H	\$289.00
ML8TRA	Right Arm w/Tablet	4¼"W x 27½"D x 23½"H	\$289.00
MLGC	Ganging Clamp (Gangs 2 chairs together; 1 clamp per 2 chairs)		\$19.00



**ML1RA, ML12, ML8TLA**



**ML1LA, ML12, ML8TRA**

Reversible  
Ottoman Top Flips For  
Use As Hard Surface

### Heritage Collection by OfficeSource™

The Heritage Collection by OfficeSource is a mix between mid-century and a refined retro style with bolster pillows, classic lines, tapered legs in a beautiful gray fabric.



#484714233

#### STANDARD FEATURES

- Two Bolster Style Side Cushions
- Wood Leg Base

#### SOFA W/TWO BOLSTER ★ CUSHIONS & WOOD POST LEGS

484714233

Overall: 77½"W x 33½"D x 36"H

Seat: 67"W x 21½"D x 20¼"H

List: \$1,799.00

#### Upholstery In Stock:

Dark Gray Fabric (7142)  
w/Light Brown Wood Legs



#49353

#### GUEST CHAIR ★ W/WOOD POST LEGS

49353

Overall: 22¼"W x 23½"D x 34¼"H

Seat: 22"W x 19½"D x 19¾"H

List: \$369.00

#### Upholstery In Stock:

Dark Gray Fabric (7142)  
w/Light Brown Wood Legs



#483727633

#### STANDARD FEATURES

- Tufted Arms
- Wood Leg Base



Gold Stars Indicate  
Product New for 2018.

#### SOFA W/LIGHT BROWN ★ WOOD BASE

483727633

Overall: 73¼"W x 34"D x 36"H

Seat: 63"W x 21"D x 19½"H

List: \$1,829.00

#### Upholstery In Stock:

Light Gray Fabric (7276)  
w/Light Brown Wood Legs

#### BARREL CHAIR W/LIGHT ★ BROWN WOOD LEGS

49354

Overall: 23½"W x 23½"D x 31¼"H

Seat: 23½"W x 17"D x 19"H

List: \$389.00

#### Upholstery In Stock:

Light Gray Fabric (7276)  
w/Light Brown Wood Legs

### Newton Collection by OfficeSource™

Comfort and style define the Newton Collection by OfficeSource. Classic features of tufted arms, comfortable cushions and a beautiful gray upholstery.



#49354



## Draper Collection by OfficeSource™



**TUFTED SEAT &  
BACK CUSHIONS!**

### UPHOLSTERY IN STOCK


Taupe  
(PER-BY13013)



Kashmir Green  
(PER-BY1306)



Black  
(PER-F58)



#9074



#9071



### RETRO SOFA

**9074**

Overall: 66"W x 30¾"D x 32¼"H

Seat: 56¾"W x 20½"D x 20"H

List: \$1,499.00

### RETRO CLUB CHAIR

**9071**

Overall: 30¾"W x 30¾"D x 32¼"H

Seat: 21¼"W x 20½"D x 20"H

List: \$799.00

### Upholstery In Stock:

Black, Taupe & Green  
w/Metal Legs

# Define Collection by OfficeSource™

The Define Collection by OfficeSource creates a comfortable setting for your guests that will make waiting more pleasant. Your lobby or reception area is the forefront of your business and providing distinguished and comfortable seating is the first step towards making a great impression.

**★ NEW!**  
COLLECTION



### STANDARD FEATURES

- Contemporary single piece seat cushion design
- Upholstered in an ultra durable and breathable CaresoftPlus upholstery
- Silver finished metal legs standard

### CONTEMPORARY SOFA 9703

Overall: 73"W x 32"D x 31"H  
Seat: 64½"W x 20½"D x 18½"H  
List: \$1,559.00

### CONTEMPORARY LOVESEAT 9702

Overall: 50"W x 32"D x 31"H  
Seat: 43"W x 20½"D x 18½"H  
List: \$1,199.00

### CONTEMPORARY CLUB CHAIR 9701

Overall: 31¼"W x 32"D x 31"H  
Seat: 23"W x 20½"D x 18½"H  
List: \$819.00



#9703



#9702



#9701

**Upholsteries In-Stock:** **BLK** Black Leather-Soft Vinyl™ (NOR-CAREPLUSBLK), **GRY** Gray Leather-Soft Vinyl™ (NOR-CAREPLUSGRY)

**DEFINE COLLECTION...  
MAKING A GREAT  
IMPRESSION!**

### UPHOLSTERY IN STOCK:

(GRY) Gray  
(NOR-CAREPLUSGRY)

(BLK) Black  
(NOR-CAREPLUSBLK)



## Manhattan Collection by OfficeSource™



### STANDARD FEATURES

- Cushioned Top Grain Leather Surfaces
- Heavy-duty Pocket Spring Coil Construction.
- Webbed Seat & Back
- Black Finished Wood Legs Standard.

**TOP GRAIN  
LEATHER!**

### MANHATTAN SOFA 9883

Overall: 74"W x 34"D x 32"H  
Seat: 61"W x 22"D x 19½"H  
List: \$1,999.00

### COFFEE TABLE ALPD102

49"W x 24"D x 16"H  
List: \$619.00

### MANHATTAN LOVESEAT 9882

Overall: 56"W x 34"D x 32"H  
Seat: 43"W x 22"D x 19½"H  
List: \$1,599.00

### END TABLE ALPD103

24"W x 24"D x 20"H  
List: \$459.00

### MANHATTAN CLUB CHAIR 9881

Overall: 35"W x 34"D x 32"H  
Seat: 22"W x 22"D x 19½"H  
List: \$1,099.00

**Heavy Duty  
Pocket Sprint  
Construction!**

### UPHOLSTERY IN STOCK:

(BLK) Black  
(PER-LTHRBLK)



(LAT) Latte (PER-LTHRLAT)



### ACCESSORY

#### EXTRA LEGS

WL9800 (Set of 4)  
List: \$49.00

**Finishes In Stock:**  
Cherry, Mahogany



**Tables - Laminate Finishes In Stock:**  
Cherry, Mahogany

**Manhattan Series -  
Leathers In Stock:**  
BLK Black Top Grain  
Leather w/Vinyl Match  
(PER-LTHRBLK),  
LAT Latte Top Grain  
Leather w/Vinyl Match  
(PER-LTHRLAT)  
w/Black Legs



## Tribeca Collection by OfficeSource™



### TRIBECA SOFA 9683

Overall: 70"W x 29"D x 32"H  
Seat: 60"W x 20"D x 18"H  
List: \$1,699.00

### TRIBECA LOVESEAT 9682

Overall: 50½"W x 29"D x 32"H  
Seat: 40½"W x 20"D x 18"H  
List: \$1,349.00

### TRIBECA CLUB CHAIR 9681

Overall: 31½"W x 29"D x 32"H  
Seat: 21"W x 20"D x 18"H  
List: \$929.00

### COFFEE TABLE ALPD102

49"W x 24"D x 16"H  
List: \$619.00

### END TABLE ALPD103

24"W x 24"D x 20"H  
List: \$459.00


### TRIBECA CLUB CHAIR WITH CARBONIZED FINISHED TABLET ARM 9681TA

• Right Hand Only  
Overall: 31½"W x 29"D x 32"H  
Seat: 21"W x 20"D x 18"H  
Tablet Arm: 15¾"W x 11¾"D x 26½"H  
List: \$1,229.00



#### UPHOLSTERY IN STOCK:

(BLK) Black  
(PER-BL01BLK)



(WHT) White  
(PER-V260WHT)



#### TABLET ARM FINISH IN STOCK:

Carbonized Finish



#### FINISHES IN STOCK:

Cherry



Mahogany



**Upholstery In Stock:** BLK Black Bonded Leather (PER-BL01BLK),  
WHT White Leather-Soft Vinyl™ (PER-V260WHT) w/Silver Legs



### Madison Collection by OfficeSource™

9281 CLUB CHAIR  
PICTURED IN BLACK



#### UPHOLSTERY IN STOCK:

(BLK) Black  
(PER-PU15BLK)



(WHT) White  
(PER-V260WHT)



#### SOFA W/CHROME EXPOSED FRAME

9283

Overall: 77"W x 32"D x 27"H

Seat: 63"W x 22"D x 16"H

List: \$1,849.00

#### LOVESEAT W/CHROME EXPOSED FRAME

9282

Overall: 55"W x 32"D x 27"H

Seat: 41"W x 22"D x 16"H

List: \$1,399.00

#### CLUB CHAIR W/CHROME EXPOSED FRAME

9281

Overall: 34¼"W x 32"D x 27"H

Seat: 20¼"W x 22"D x 16"H

List: \$949.00

**Upholstery In Stock:** BLK Black Leathertek (PER-PU15BLK),  
WHT White Leather-Soft Vinyl™ (PER-V260WHT) w/Chrome Exposed Frame


### Maggie Collection by OfficeSource™

#### STANDARD FEATURES

- Contemporary elegant design for home or office.
- Black finish legs.
- Solid hardwood frame.

#### UPHOLSTERY IN STOCK:

(BLK) Black  
Leather-Soft Vinyl™  
(NOR-CAREBLK)



**Upholstery In Stock:**  
BLK Black Leather-Soft  
Vinyl™ (NOR-CAREBLK)



**EXCEPTIONAL  
QUALITY & VALUE!**

#### EXECUTIVE SOFA 2428001

Overall: 79½"W x 34"D x 33"H

Seat: 67½"W x 22"D x 18½"H

List: \$1,669.00

#### EXECUTIVE LOVESEAT 2428002

Overall: 56"W x 34"D x 33"H

Seat: 45"W x 22"D x 18½"H

List: \$1,199.00

#### EXECUTIVE CLUB CHAIR 2428003

Overall: 34"W x 34"D x 33"H

Seat: 22½"W x 22"D x 18½"H

List: \$799.00

## Stark Collection by OfficeSource™

**Relax in Modern Comfort!** Designed with a fresh, retro sensibility, the Stark chair by OfficeSource® will definitely make a statement in your office space. This chair and ottoman combination features an Aluminum base with Black Top Grain Leather upholstery. Synchronized back and seat for extra comfort; headrest adjustment in height and angle; lumbar support that follows your waist while tilting, and ottoman angles can be adjusted. This combined with the clean line design makes this a perfect choice for any level executive.



#6441LCOT



### HIGH BACK, TOP GRAIN LEATHER RECLINER W/OTTOMAN & ALUMINUM BASE 6441LCOT

Overall Chair: 33"W x 32"D x 47"H  
Ottoman: 21½"W x 17½"D x 17¾"H  
List: \$2,499.00

**FUNCTIONS:** 360-Degree Swivel, Swivel/Tilt Control

**6441LCOT - Upholstery In Stock:**  
Top Grain Leather w/Vinyl Match (PER-L63)

**STARK SERIES...  
MAKE A STATEMENT  
IN YOUR OFFICE  
SPACE!**

## Profile Collection by OfficeSource™

The Profile Collection by OfficeSource® is upholstered in beautiful commercial grade black bonded leather. This chair is both stylish and comfortable.

★ **NEW!**

### STANDARD FEATURES

- Upholstered in commercial grade black bonded leather.
- Auto-return gas cylinder.
- Five-star Metal base.
- ACA endorsed office seating.
- 5-Year Limited Warranty.

**BEAUTIFUL  
COMMERCIAL GRADE  
BLACK BONDED  
LEATHER!**

### HIGH BACK, COLLABORATIVE CHAIR ★ W/METAL BASE 49334

Overall: 35"W x 33¼"D x 44"H  
Seat: 22"W x 19½"D x 20"H  
List: \$1,029.00

**FUNCTIONS:** 360-Degree Swivel, Swivel/Tilt Control

**49334 - Upholstery In Stock:**  
Black Bonded Leather (LF-BONDLTHR)



Gold Stars Indicate  
Product New for 2018.



#49334





## Elroy Collection by OfficeSource™

**Modern Design!** This barrel style chair is modern, yet comfortable. Curved back design hugs your body, while the front of chair widens to make you feel less constrained. Upholstered in your choice of 3 linen fabrics, Black, Taupe or Green. The 4 Star Chrome frame supports your weight while adding to the modern design.

### ELROY CHAIR W/SEAT HEIGHT ADJUSTMENT & CHROME BASE 6491

Overall: 25½"W x 26"D x 40-44"H  
Seat: 21"W x 19"D x 19½-27½"H  
List: \$719.00

**FUNCTIONS:** Pneumatic Seat Height,  
360-Degree Swivel

**6491 - Upholstery In Stock:**  
Black, Taupe & Kashmir Green  
w/Metal Legs



**3 UPHOLSTERIES TO  
CHOOSE FROM!**

## Crescent Collection by OfficeSource™

The Crescent Collection by OfficeSource® is great for both home and office. Choose from a 4 Star base or a cantilever style base. Beautiful gray linen fabric is the perfect neutral to go with any décor.



### MID BACK, COLLABORATIVE CHAIR W/4 STAR BASE ★ 49456

Overall: 24¼"W x 26"D x 32¼-36½"H  
Seat: 17½"W x 19¼"D x 18¼-22½"H  
List: \$539.00

**FUNCTIONS:** 360-Degree Swivel,  
Swivel/Tilt Control

**Upholstery In Stock:**  
Gray Linen (7276)

### GUEST CHAIR W/BLACK BASE ★ 49455

Overall: 24¼"W x 26"D x 34½"H  
Seat: 17½"W x 19¼"D x 18¾"H  
List: \$499.00

**49455 - Upholstery In Stock:**  
Gray Linen (7276)



**GREAT FOR BOTH HOME &  
OFFICE ENVIRONMENTS!**

★ Gold Stars Indicate  
Product New for 2018.

### Dover Collection by OfficeSource™



**SPACE SAVER DESIGN!  
FITS TIGHTLY TOGETHER  
TO SAVE SPACE**



*Shown in Black Bonded Leather  
with Cherry Frame.*



*Shown in Kashmir Green  
with Modern Walnut Frame.*

#### STANDARD FEATURES

- Seats well either independently or placed side by side
- Nylon webbed seat construction w/solid wood frame

#### DESIGNER GUEST CHAIR 1700

Overall: 22"W x 23"D x 33"H  
Seat: 19½"W x 20½"D x 18"H  
List: \$339.00

#### DESIGNER HALF ARM 1700SHA\*

Overall: 20⅞"W x 1⅞"D x 24½"H  
Arm: 20⅞"W x 1⅞"D x 24½"H  
List: \$129.00

\***DESIGNER HALF ARM** Used with 2 chairs (or more) to create a multi-seat unit with no visible arm obstruction.

#### Upholsteries In-Stock:

Taupe, Kashmir Green, Black & Black Bonded Leather.



*Shown in Black Bonded Leather  
with Modern Walnut Frame.  
Pictured with PL220 Side Table.*

**Laminate Frame & Half Arm Finishes In-Stock:**  
Cherry, Mahogany, Espresso & Modern Walnut



Gold Stars Indicate  
Product New for 2018.

#### UPHOLSTERY IN STOCK

Taupe  
(PER-BY13013)



Kashmir Green  
(PER-BY1306)



Black  
(PER-F58)



**TEK Black Bonded  
Leather (PER-BL01)**





### Chelsea Collection by OfficeSource™



**CHAIRS COMPLEMENT OUR VERY POPULAR OS LAMINATE SERIES!**



*Shown in Taupe with Espresso Frame.*



*Shown in Black with Cherry Frame.*

#### DESIGNER GUEST CHAIR W/WOOD FRAME

**1600**

Overall: 23½"W x 23½"D x 34"H

Seat: 20"W x 19½"D x 18"H

List: \$359.00

#### Upholsteries In-Stock:

Taupe, Kashmir Green, Black  
& Black Bonded Leather.



*Shown in Taupe with Espresso Frame.*



**1600(2), 1600SHA**

*Shown in Black Bonded Leather with Espresso Frame.*

#### DESIGNER HALF ARM ★ 1600SHA\*

Overall: 22"W x 1½"D x 24½"H

Arm: 22"W x 1½"D x 24½"H

List: \$139.00

\*DESIGNER HALF ARM Used with 2 chairs (or more) to create a multi-seat unit with no visible arm obstruction.



#### DESIGNER BENCH ★ 1600BENCH

Overall: 41½"W x 19¼"D x 18½"H

Seat: 39½"W x 17½"D x 21½"H

List: \$459.00

• Available in Black Bonded Leather (TEK) only.

#### Laminate Frame & Half Arm Finishes In-Stock:

Cherry, Mahogany,  
Espresso & Modern  
Walnut



Gold Stars Indicate  
Product New for 2018.

#### UPHOLSTERY IN STOCK

Taupe  
(PER-BY13013)

Kashmir Green  
(PER-BY1306)

Black  
(PER-F58)

TEK Black Bonded  
Leather (PER-BL01)



### Savore Collection

by OfficeSource™



#840KD

Shown with In Stock Black Upholstery & Mahogany Frame



#840KD

Shown with In Stock Black Upholstery & Mahogany Frame



Some items in this collection come ready-to-assemble.

OFFICESOURCE®  
SIGNATURE WOOD CHAIRS...  
GORGEOUSLY CRAFTED & AVAILABLE  
IN 26 FABRICS & 4 WOOD  
FINISHES!



#840KD


Shown with Beige Upholstery & Mahogany Frame

#### STANDARD FEATURES


- Mortise and Tenon Construction
- Solid Hardwood with 8-Step Finish Process
- Nylon Webbed Seat Construction

#### UPHOLSTERY IN STOCK:

(BLK) Black



(BEI) Beige



#### FINISHES AVAILABLE:


Cherry



Mahogany



Espresso



Modern Walnut



#### SLATED BACK, GUEST CHAIR W/ARMS & WOOD FRAME

840KD

Overall: 22¾"W, 21½"D, 33¼"H

Seat: 19¾"W x 18"D x 19¼"H

In Stock List: \$389.00

Quickship List: \$549.00

#### SLATED BACK, GUEST CHAIR W/ARMS & WOOD FRAME

850KD

Overall: 22"W x 22"D x 32"H

Seat: 19¾"W x 18"D x 19¼"H

In Stock List: \$389.00

Quickship List: \$549.00

UPHOLSTERY IN STOCK: BLK BLACK OR BEI BEIGE FABRIC

FINISHES IN STOCK: CHERRY, MAHOGANY, ESPRESSO, MODERN WALNUT

CHAIRS COMPLEMENT OUR  
VERY POPULAR  
OS LAMINATE COLLECTION!

#### QUICKSHIP UPHOLSTERY AVAILABLE:

QSVisions Express - Energize Stallion	QSVisions Express - Energize Dragonfly	QSVisions Express - Energize Fern	QSVisions Express - Energize Flame	QSVisions Express - Energize Granite	QSVisions Express - Energize Indigo
QSVisions Express - Energize Saddle	QSVisions Express - Amazement Sidewalk	QSVisions Express - Balance Brass	QSVisions Express - Courage Tomato	QSVisions Express - Courage Royal	QSVisions Express - Envy Harbor
QSVisions Express - Envy Cascade	QSVisions Express - Envy Fruit Punch	QSVisions Express - Envy Fuchsia	QSVisions Express - Fascination Violet	QSVisions Express - Fascination Artichoke	QSVisions Express - Fascination Cobalt
QSVisions Express - Fascination Rawhide	QSVisions Express - Fascination Sunshine	QSVisions Express - Passion Sprout	QSVisions Express - Passion Lima	QSVisions Express - Passion Midas	QSVisions Express - Passion Pomegranate

Please Note: Chairs upholstered in above Quickship fabrics have list price of \$549.00

QS = QUICKSHIP



### Bowery Collection

by OfficeSource™



#5209GYL

★ **NEW!**

**BARREL BACK ARM CHAIR  
W/BLACK WOOD LEGS** ★

**5209GYL**

Overall: 25½"W x 29"D x 28"H

Seat: 25½"W x 21"D x 19"H

List: \$519.00

**- Upholstery In Stock:**

**GYL** Gray Linen Fabric (NOR-BL271)



BACK

★ **NEW!**



#296GYL

**ARMLESS, SWIVEL CHAIR** ★  
**W/ WOOD LEGS**

**296GYL**

Overall: 17½"W x 24½"D x 35½"H

Seat: 16½"W x 16½"D x 19½"H

List: \$289.00

**FUNCTIONS:** 360-Degree Swivel

**296GYL - Upholstery In Stock:**

**GYL** Gray Linen Fabric (NOR-BL271)



PROFILE



BACK

★ Gold Stars Indicate  
Product New for 2018.

**CHAIRS COMPLEMENT OUR  
VERY POPULAR  
OS LAMINATE COLLECTION!**

**UPHOLSTERY  
IN STOCK:**

**(GYL)** Gray Linen



**(BLK)** Black  
Leather-Soft Vinyl®  
(6909 Only)



#6909BLK

**RETRO STYLE GUEST CHAIR  
W/WOOD LEGS**

**6909**

Overall: 24½"W x 25½"D x 35½"H

Seat: 19½"W x 20"D x 19"H

List: \$399.00

**6909 - Upholstery In Stock:**

**GYL** Gray Linen Fabric

(NOR-BL271) w/Black Legs;

**NEW! BLK** Black Leather-Soft  
Vinyl™ (NOR-CAREPLUSBLK)

w/Mahogany Legs

**FLARED ARM  
DESIGN!**



#6909GYL

★ **NEW!**  
UPHOLSTERY

## Lancaster Collection

by OfficeSource™

### GUEST CHAIR

**271**  
Overall: 24"W x 26"D x 31"H  
Seat: 22"W x 21"D x 18½"H  
List: \$319.00

### GUEST CHAIR W/CASTERS

**272**  
Overall: 24"W x 26"D x 31"H  
Seat: 22"W x 21"D x 18½"H  
List: \$339.00

#### Upholstery/Frames In Stock:

**BLK** Black Leather-Soft Vinyl™ (NOR-CAREBLK) or **OX** Oxblood Vinyl (NOR-OXBVINYL) w/Mahogany Frame,  
**GYL** Gray Linen (NOR-BL-0271) w/Modern Walnut Frame



#271



#272



#291



#292

### GUEST CHAIR W/MAHOGANY OR MODERN WALNUT FRAME

**291**  
Overall: 24½"W x 27"D x 35½"H  
Seat: 20"W x 19"D x 18"H  
List: \$479.00

#### 291 - Upholstery/Frames In Stock:

**BLK** Black Leather-Soft Vinyl™ (NOR-CAREBLK) or **OX** Oxblood Vinyl (NOR-OXBVINYL) w/Mahogany Frame;  
**GYL** Gray Linen (NOR-BL-0271) w/Modern Walnut Frame

### GUEST CHAIR W/CASTERS & MAHOGANY FRAME


**292**  
Overall: 24½"W x 27"D x 35½"H  
Seat: 20"W x 19"D x 18"H  
List: \$499.00

#### 292 - Upholstery In Stock:

**BLK** Black Leather-Soft Vinyl™ (NOR-CAREPLUSBLK), **OX** Oxblood Vinyl (NOR-OXBVINYL)

#### UPHOLSTERY IN STOCK

(BLK) Black Leather-Soft Vinyl™ (NOR-CAREPLUSBLK)



(OX) Oxblood Vinyl (NOR-OXBVINYL)



(GYL) Gray Linen (NOR-BL-0271)  
Option for 271 & 272



#### UPHOLSTERY IN STOCK

(BLK) Black Leather-Soft Vinyl™ (NOR-CAREBLK) w/(MH) Mahogany Frame



## Spencer Collection

by OfficeSource™

### GUEST CHAIR W/MAHOGANY FRAME

**1240**  
Overall: 26"W x 28"D x 36"H  
Seat: 21"W x 20½"D x 19"H  
List: \$399.00

#### Spencer - Upholstery In Stock:

**BLK** Black Leather-Soft Vinyl™ (NOR-CAREBLK) w/Mahogany (MH)



#1240



### Bleecker Street Collection

by OfficeSource™



#184WHT



#194MW

**★ NEW!**  
WOOD BASE

**ALL WOOD GUEST CHAIR ★  
W/LIGHT WOOD BASE**  
**184**

Overall: 16½"W x 20¼"D x 32¼"H  
Seat: 17¼"W x 16¼"D x 18⅝"H  
List: \$299.00

**ALL WOOD GUEST CHAIR ★  
W/HOLE IN BACK & LIGHT  
WOOD BASE**  
**194**

Overall: 16¾"W x 18½"D x 33¼"H  
Seat: 17"W x 17½"D x 18⅝"H  
List: \$299.00



**WOOD STACK CHAIR  
W/CHROME BASE**  
**180**

Overall: 17"W x 16¾"D x 34¾"H  
Seat: 17"W x 16⅝"D x 18½"H  
List: \$249.00

**WOOD STACK CHAIR, HAND  
HOLE IN BACK W/CHROME BASE**  
**198C**

Overall: 17"W x 22½"D x 33½"H  
Seat: 17"W x 17¼"D x 18⅝"H  
List: \$269.00

**Bleecker - Finishes In Stock:**  
White (WHT), Modern Walnut (MW)  
& Espresso (ES)

**★ Gold Stars Indicate  
Product New for 2018.**



#180





#198C

#### BLEECKER STREET - FINISHES IN STOCK:

White (WHT)

Modern Walnut (MW)

Espresso (ES)





#2708 Black



## Value Collection by OfficeSource™

### SLED BASE GUEST CHAIR W/BLACK FRAME

2708

Overall: 24"W x 25"D x 34½"H

Seat: 20"W x 19"D x 18"H

List: \$249.00

### ARMLESS, SLED BASE GUEST CHAIR W/BLACK FRAME

2709

Overall: 24"W x 25"D x 34½"H

Seat: 20"W x 19"D x 18"H

List: \$229.00

### Value - Upholstery In Stock:

Black (9106), Navy (9114), Burgundy (9132)

**GREAT FOR EXECUTIVE, GUEST  
OR LOBBY ENVIRONMENTS!**

VALUE  
COLLECTION



#2709 Burgundy



FOR DETAILED INFORMATION  
(See Page 1)



Items on this page come  
ready-to-assemble.

Items on this page may  
be shipped by a small  
package carrier.

## Merit Collection by OfficeSource™

MERIT  
COLLECTION



#315BLK

### SLED BASE GUEST CHAIR W/ARMS & BLACK FRAME

315BLK

Overall: 23"W x 24½"D x 34"H

Seat: 20"W x 20"D x 18½"H

List: \$209.00

### ARMLESS SLED BASE GUEST CHAIR W/BLACK FRAME

314BLK

Overall: 23"W x 24½"D x 34"H

Seat: 20"W x 20"D x 18½"H

List: \$199.00

### Merit - Upholstery In Stock:

Black Leather-Soft Vinyl™  
(NOR-CAREBLK)



#314BLK

## Value Collection by OfficeSource™

### GUEST SLED BASE W/BLACK FRAME

2748

Overall: 24"W x 25"D x 34½"H

Seat: 20"W x 19"D x 18"H

List: \$269.00



#2748

**2748 - Upholstery In Stock:**  
BLK Black Bonded Leather  
(PER-BL01BLK)





**BIG  
&TALL**

**WEIGHT  
CAPACITY  
400 LBS!**

## 24/7 Collection by OfficeSource™

### SLED BASE GUEST CHAIR W/BLACK FRAME

**540BLK**  
Overall: 24"W x 26"D x 34"H  
Seat: 20½"W x 20"D x 17½"H  
List: \$399.00

**540BLK - Upholstery In Stock:**  
BLK Black Leather-Soft Vinyl™  
(NOR-CAREPLUSBLK)

**HEAVY-DUTY BASE!**



**WATERFALL SEAT  
REDUCES LEG  
STRAIN!**

#540BLK

## Indulge Collection by OfficeSource™

**Indulge -  
Upholstery In Stock:**  
BLK Black  
Leather-Soft Vinyl™  
(NOR-CAREPLUSBLK)



### SLED BASE GUEST CHAIR W/CHROME FRAME

**3205CHM**  
Overall: 25"W x 28"D x 41½"H  
Seat: 20"W x 19½"D x 21"H  
List: \$549.00



#3205CHM



## Merak Collection by OfficeSource™



#1509

### SLED BASE GUEST CHAIR W/CHROME FRAME

**1509**  
Overall: 27"W x 27"D x 41"H  
Seat: 19½"W x 21"D x 18½"H  
List: \$509.00

**Merak - Upholstery In Stock:**  
BLK Black Leather-Soft Vinyl™  
(NOR-CAREPLUSBLK) or **NEW!**  
GRY Gray Leather-Soft Vinyl™  
(NOR-CAREPLUSGRY)



#20828WHT

### SLED BASE GUEST CHAIR ★ W/CHROME FRAME

**20828**  
Overall: 21½"W x 21"D x 36"H  
Seat: 19"W x 18"D x 17"H  
List: \$469.00

## Rendition Collection by OfficeSource™

**★ NEW!  
COLLECTION**



#20828BLK



#20828GRY

**Rendition Collection -  
Upholstery In Stock:**  
BLK Black Bonded Leather (PER-BL01BLK),  
GRY Gray (PER-BL57) & WHT White  
Leathertek (PER-V260WHT)

### SPRINT Collection

by OfficeSource™



BACK

#### SIDE CHAIR W/ARMS & BLACK FRAME

**204**

Overall: 23"W x 21¼"D x 38"H

Seat: 19½"W x 19¾"D x 18"H

List: \$249.00

#### 204 - Upholstery In Stock:

**BLK** Black Upholstery Seat  
(PER-DW51BLK) w/Black  
Mesh Back

#204

### Elan Collection

by OfficeSource™



BACK

#### SIDE CHAIR W/ARMS & BLACK FRAME

**254**

Overall: 24"W x 23¾"D x 36"H

Seat: 19¾"W x 17¾"D x 18¼"H

List: \$289.00

#### 254 - Upholstery In Stock:

**BLK** Black Upholstery Seat  
(PER-DW51BLK) w/Black  
Mesh Back

#254



**GREAT FOR EXECUTIVE, GUEST  
OR LOBBY ENVIRONMENTS!**

★ **NEW!**

### Farley Collection

by OfficeSource™



PROFILE

#### GUEST CHAIR (FRONT CASTERS) W/BLACK FRAME

**18923BLK**

Overall: 25¾"W x 24¼"D x 33¼"H

Seat: 20¾"W x 20"D x 18¼"H

List: \$279.00

#### 18923BLK - Upholstery In Stock:

**BLK** Black PU (QIA-EVOBLKPU)

#18923BLK

**UNIQUE FRONT LEG  
CASTER ONLY DESIGN!**

### Franklin Collection

by OfficeSource™



#21628BLK

★ **NEW!**

#### Franklin - Upholstery In Stock:

**BLK** Black Mesh  
(PER-KM100),  
**SI** Silver Mesh  
(PER-KM142)

#### MESH GUEST CHAIR W/BLACK FRAME

**21628**

Overall: 22¾"W x 19¾"D x 36¼"H

Seat: 19½"W x 18"D x 17¾"H

List: \$459.00

#21628SI

★ Gold Stars Indicate  
Product New for 2018.





#11789BLK

**BIG  
&TALL**

**WEIGHT  
CAPACITY  
350 LBS!**

★ **NEW!**

### Becker Big & Tall Collection by OfficeSource™

**MESH BACK GUEST CHAIR  
W/ARMS & BLACK FRAME** ★  
**11789BLK**

Overall: 24 $\frac{3}{8}$ "W x 25"D x 39 $\frac{1}{2}$ "H  
Seat: 22"W x 19 $\frac{1}{16}$ "D x 18 $\frac{3}{8}$ "H  
List: \$399.00

**11789BLK - Upholstery In Stock:**  
**BLK** Black Fabric Seat w/Black Mesh  
Back (QIA-EVOMESH)



#11789BLK  
BACK

**GREAT FOR EXECUTIVE,  
GUEST OR LOBBY  
ENVIRONMENTS!**

★ Gold Stars Indicate  
Product New for 2018.



#759BLK

### Advantage Collection by OfficeSource™

**759BLK - Upholstery In Stock:**  
**BLK** Black Bonded Leather  
(NOR-LTHRPLUSBLK)

**EXECUTIVE GUEST  
W/BLACK FRAME**  
**759BLK**

Overall: 23 $\frac{1}{2}$ "W x 24"D x 34 $\frac{1}{2}$ "H  
Seat: 20"W x 17"D x 19 $\frac{1}{2}$ "H  
List: \$299.00



#18925

### Tate Collection by OfficeSource™

**GUEST ARM CHAIR  
W/BLACK FRAME**  
**18925**

Overall: 25 $\frac{1}{8}$ "W x 23 $\frac{7}{8}$ "D x 35 $\frac{1}{2}$ "H  
Seat: 20"W x 20 $\frac{7}{8}$ "D x 18 $\frac{1}{8}$ "H  
List: \$329.00

**WATERFALL  
SEAT CUSHION!**



**18925 - Upholstery In Stock:**  
**BLK** Black PU  
(QIA-EVOBLKPU)

# OS Laminate Collection

## -PEDESTAL TABLES

### TABLE W/PEDESTAL BASE LIST PRICE

29"W x 29"D x 15½"H w/casters 18¼"H	
PL9997 (Table)	\$319.00
PL9998SI (Metal Base)*	\$169.00
PL9999BASE (Laminate Base)	\$69.00
PLPEDCASTERS (Caster Base)	\$39.00

\*Metal Base Finish In Stock: Brushed Silver

**Note:** Must choose one of the three base options: Metal, Laminate or Caster.

### Laminate Tables Finishes In-Stock:

Cherry, Mahogany, Honey, Maple, Espresso, Modern Walnut, Coastal Gray & White.



PL9997 Shown in Coastal Gray w/Laminate Base Option



#PL9997

Shown in Maple w/ Metal Base Option



#PL9997

Shown in Modern Walnut w/ Laminate Base Option



#PL9997

Shown in Espresso w/Caster Base Option



#PL9997

Shown in Cherry w/ Metal Base Option



#PL9997

Shown in White w/ Laminate Base Option



#PL9997

Shown in Modern Walnut w/ Caster Base Option

### OS Laminate Series - Symbol Key

See Page 1 For Detailed Information



Some items in this collection come ready-to-assemble.

### LAMINATE TABLES - FINISHES IN STOCK

Cherry

Espresso

Mahogany


Honey

Maple

Modern Walnut

Coastal Gray

White



## ORB SERIES - ADD A CUSHION FOR EXTRA SEATING OPTION

### TABLES

Our Orb Series Brushed Silver cylinder style tables lend their clean geometry to any room. Add a top cushion for extra seating.

**1-1/2" THICK TOP CUSHIONS OPTION!**

### ORB SERIES - CUSHION OPTIONS

**TOP CUSHION** (Drum Tables)

**CUSH16R** (For PLDRM1616BRU) \$109.00

**CUSH24R** (For PLDRM2416BRU) \$179.00




**ORB TABLE - 16"DIA**  
**PLDRM1616BRU**  
16"Diameter x 16"H  
List: \$839.00



**ORB TABLE - 24"DIA**  
**PLDRM2416BRU**  
24"Diameter x 16"H  
List: \$1,299.00


Orb Tables - Finish In Stock: Brushed Silver



### Top Cushion - Upholsteries In Stock:

Celestial Blue, Lime Green, Dark Gray & Visconti .

Celestial Blue  
Fabric



Lime Green  
Fabric



Dark  
Gray



Visconti  
Fabric





## OS Laminate COLLECTION - TABLES

Our range of tables are suitable for use in many different settings. Our tables can be used in conference rooms, office floors, educational facilities and in home offices. They are an excellent way to extend the current workspace available or to provide a place to eat, hold meetings and add extra storage space.



#PL219  
Shown in Modern Walnut



#PL219  
Shown in Mahogany

**Finishes In Stock:** Cherry, Mahogany, Espresso, Modern Walnut, Coastal Gray

**COFFEE TABLE**  
**PL219**  
49"W x 24"D x 16"H  
List: \$399.00

**END TABLE**  
**PL220**  
24"W x 24"D x 20"H  
List: \$279.00



#PL220  
Shown in Modern Walnut



#PL220  
Shown in Espresso

### FINISHES IN STOCK:




## Keswick Reception COLLECTION (VENEER)

**Handsome detailing on durable wooden construction.** Mirroring the looks of early American stateliness, this collection is a distinguished addition to any office. Solidly built with elegant moldings and a rich English Cherry finish, these tables are workplace staples you'll be able to count on for years to come.

**END TABLE**  
**799010**  
24"W x 24"D x 24"H  
List: \$605.00

**SOFA/CONSOLE TABLE**  
**799082**  
48"W x 18"D x 28"H  
List: \$756.00



END TABLE TOP



#799010



#799082



**FINISH AVAILABLE:**  
English Cherry



**Ready to Assemble**

All items in these collections come ready-to-assemble.

**Finish In-Stock:** English Cherry

**DURABLE UV FINISH RESISTANT TO STAINS, MARKS AND SCRATCHES!**

**FLEXSTEEL®**  
CONTRACT 05015  
DMI COLLECTION

## Reception Tables

by OfficeSource™

### (1) TABLE TOPS - (Round, Square & Glass)

MODEL #	DESCRIPTION	DIMENSION	LIST PRICE
PLT24R	24" Round Table Top	24" Diameter	\$139.00
PLT36R	36" Round Table Top	36" Diameter	\$199.00
PLBE36R	36" Round Beveled Top	36" Diameter	\$249.00
PLT24S	24" Square Top	24"W x 24"D	\$139.00
PLT36S	36" Square Top	36"W x 36"D	\$199.00
PGT24RCLEAR★	24" Round Glass Top	24" Diameter	\$319.00
PGT36RCLEAR★	36" Round Glass Top	36" Diameter	\$419.00

**Note:** Glass Tops come w/Metal Center Adapter.

### (2) TABLE BASES - (Round & Square)

MODEL #	DESCRIPTION	LIST PRICE
PLTRB2319BRU	Coffee Height Round Base (Fits up to 36" Tops)	\$379.00
PLTSQ2319BRU	Coffee Height Square Base (Fits up to 36" Tops)	\$419.00
PLTHDXB2319BRU★	Coffee Height 4 Prong Base (Fits up to 36" Tops)	\$429.00

**Base Finish In-Stock:** BRU Brushed Aluminum



Round Base

#### Top Finishes In Stock:

Cherry, Mahogany, Honey, Maple, Espresso, Modern Walnut, Coastal Gray & White

**24" Round Glass Table Top**



Gold Stars Indicate Product New for 2018.



4 Prong Base

## Contemporary Collection - TABLES

### COFFEE TABLE

**ALPD102**  
49"W x 24"D x 16"H  
List: \$619.00

### END TABLE

**ALPD103**  
24"W x 24"D x 20"H  
List: \$459.00

**Finishes In Stock:** Cherry, Mahogany

#### FINISHES IN STOCK:

CH - Cherry

MH - Mahogany



#ALPD103



#ALPD102

**SELECT GRADE BRAZILIAN HARDWOOD SOLIDS & VENEER!**



All Items in these collections come ready-to-assemble.

## Malibu - OCCASIONAL TABLES

Malibu occasional tables blend classic materials of steel and glass to provide unique accents in a wide range of environments. Bases are built with tapered steel legs welded to tubular steel stretchers. Floor-protective caps included on bottom of legs. A powdercoat finish creates a brushed aluminum appearance. Glass tops with beveled edge rest on non-skid standoffs. Compliments the HPFI reception/lounge seating.

HPFI

High Point, USA  
05015



Oval



Round



Sofa

### OVAL COFFEE TABLE

**SO5920MET**  
52"W x 33"D x 18 1/4"H  
List: \$1,064.00

### ROUND END TABLE

**SO5923MET**  
28" Diameter x 24"H  
List: \$815.00

### SOFA TABLE

**SO5927MET**  
54"W x 20"D x 29"H  
List: \$1,206.00

**Malibu Occasional Tables - Symbol Key**  
See Page 1 For Detailed Information



All Items in these collections come ready-to-assemble.



**SO = SPECIAL ORDER**

**Finishes Available:** Glass Table Top w/Brushed Aluminum Legs. *Available by Special Order.*



**BIG  
&TALL****WEIGHT  
CAPACITY  
350 LBS!**

#993BLK

## Big & Tall Collection

by OfficeSource™



### BIG & TALL EXECUTIVE W/SILVER HEAVY DUTY METAL BASE 993BLK

Overall: 26"W x 31"D x 43½-46½"H  
 Seat: 21½"W x 18"D x 19½-22½"H  
 List: \$629.00

**FUNCTIONS:** Pneumatic Seat Height,  
 360-Degree Swivel, Swivel/Tilt Control, Tilt  
 Lock, Tilt-Tension

**993BLK - Upholstery In Stock:**  
**BLK** Black Bonded Leather  
 (NOR-LTHRPLUSBLK)

### BIG-N-TALL, EXECUTIVE HIGH BACK CHAIR W/BLACK FRAME 991

Overall: 33½"W x 31"D x 43-45½"H  
 Seat: 22½"W x 21"D x 20¼-23"H  
 List: \$669.00

**FUNCTIONS:** Pneumatic Seat Height,  
 360-Degree Swivel, Swivel/Tilt Control, Tilt  
 Lock, Tilt-Tension

**991 - Upholstery In Stock:**  
**BLK** Black Leather-Soft Vinyl™  
 (NOR-CAREPLUSBLK) or **BRN** Brown  
 Bomber Leather (NOR-LTHRBRN)

**BIG  
&TALL****WEIGHT  
CAPACITY  
400 LBS!**

#991

Shown in Black  
 Leather-Soft Vinyl™

**BIG  
&TALL****WEIGHT  
CAPACITY  
500 LBS!**

#HTB1041

## Big & Tall Stack

by OfficeSource™

### BIG-N-TALL STACKING CHAIR W/ARMS - 3.5" SEAT CUSHION HTB1041

Overall: 25½"W x 25"D x 35½"H  
 Seat: 21"W x 15"D  
 List: \$369.00



### BIG-N-TALL ARMLESS STACKING CHAIR W/3.5" SEAT CUSHION HTB1040

Overall: 21"W x 25"D x 35½"H  
 Seat: 21"W x 15"D  
 List: \$329.00

**BIG  
&TALL****WEIGHT  
CAPACITY  
500 LBS!**

#HTB1040

**HEALTHCARE ANTIMICROBIAL  
VINYL UPHOLSTERY!**

**(Stack Chairs) Upholstery/Frame In Stock:**  
 (3906) Black Healthcare Antimicrobial Vinyl,  
 (KFI-3906BLK) w/Sandtex Black (SB) Frame

FOR DETAILED INFORMATION (See Page 1)

**BIG  
&TALL**



#11781BLK

BECKER COLLECTION

**BIG  
&TALL****WEIGHT  
CAPACITY  
450 LBS!**

## Becker Big & Tall Collection by OfficeSource™

### **BIG & TALL HIGH BACK, MULTI-FUNCTION CHAIR W/BLACK STEEL BASE**

**11781BLK**

Overall: 27¾"W x 21½"D x 40½-44½"H  
 Seat: 22"W x 20¾"D x 19-23"H  
 List: \$939.00

**FUNCTIONS:** Pneumatic Seat Height,  
 360-Degree Swivel, Swivel/Tilt Control, Tilt  
 Lock, Height Adjustable Arms

#### **11781BLK - Upholstery In Stock:**

**BLK** Black (QIA-QT001) Seat  
 w/Black Mesh Back

### **BIG & TALL MESH TASK CHAIR W/BLACK STEEL HEAVY-DUTY BASE**

**11701**

Overall: 26¾"W x 23¾"D x 39¾-44"H  
 Seat: 21½"W x 20"D x 20-24¾"H  
 List: \$599.00

**FUNCTIONS:** Pneumatic Seat Height,  
 360-Degree Swivel, Swivel/Tilt Control, Tilt  
 Lock, Tilt-Tension

#### **11701 - Upholstery In Stock:**

**BLK** Black Air Mesh Seat(QIA-EVOMESH)  
 w/Black Mesh Back



#11701



#11789BLK

**BIG  
&TALL****WEIGHT  
CAPACITY  
350 LBS!**

### **MESH BACK GUEST CHAIR ★ W/ARMS & BLACK FRAME**

**11789BLK**

Overall: 24¾"W x 25"D x 39½"H  
 Seat: 22"W x 19½"D x 18¾"H  
 List: \$399.00

#### **11789BLK - Upholstery In Stock:**

**BLK** Black Air Mesh Seat(QIA-EVOMESH)  
 w/Black Mesh Back

★ **NEW!**

## Big & Tall Collection by OfficeSource™

### **BIG-N-TALL, EXECUTIVE ★ HIGH BACK CHAIR W/BLACK STEEL BASE**

**11922ONX**

Overall: 29¾"W x 27½"D x 40-43"H  
 Seat: 20¾"W x 22¾"D x 17¾-23¾"H  
 List: \$599.00

**FUNCTIONS:** Pneumatic Seat Height,  
 360-Degree Swivel, Swivel/Tilt Control, Tilt  
 Lock, Tilt-Tension

#### **11922ONX - Upholstery In Stock:**

**BLK** Onyx (NOR-BL0084)



#11922ONX



Gold Stars Indicate  
 Product New for 2018.

**PERFECT WHEN THE STANDARD  
 OFFICE CHAIR DOESN'T QUITE  
 FIT YOUR FRAME!**





**BIG  
&TALL**  
WEIGHT  
CAPACITY  
400 LBS!

#54011BLK



## Big & Tall Collection by OfficeSource™

### BIG & TALL EXECUTIVE CHAIR W/BLACK FRAME

54011BLK

Overall: 30½"W x 30½"D x 45-47¾"H

Seat: 22"W x 20"D x 19½-21½"H

List: \$749.00

**FUNCTIONS:** Pneumatic Seat Height,  
360-Degree Swivel, Swivel/Tilt Control,  
Tilt Lock, Tilt-Tension, Height/Width  
Adjustable Arms

#### 54011BLK - Upholstery In Stock:

BLK Black Bonded Leather  
(PER-BL01BLK)

### BIG & TALL HIGH BACK CHAIR W/BLACK BASE

44088A

Overall: 28¼"W x 23"D x 41¼-44"H

Seat: 22"W x 18½"D x 19¼-22¾"H

List: \$699.00

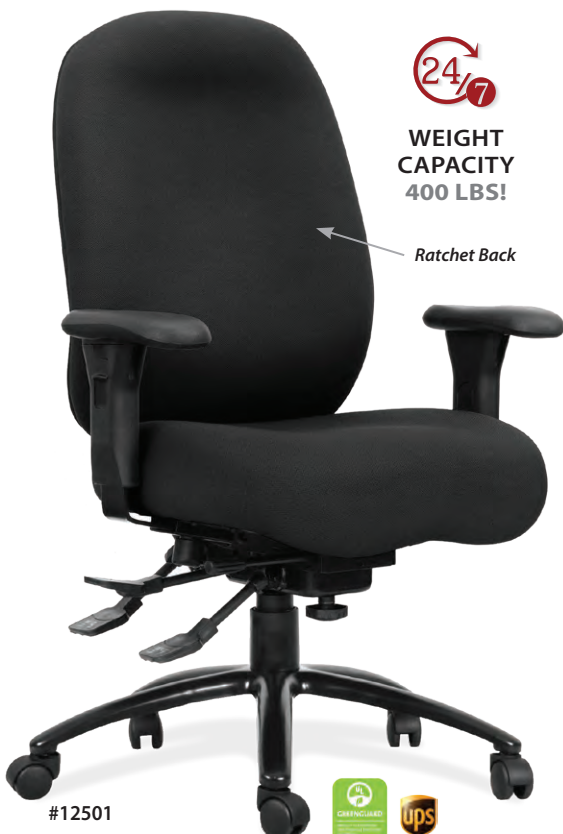
**FUNCTIONS:** Pneumatic Seat Height,  
360-Degree Swivel, Swivel/Tilt Control,  
Tilt Lock, Tilt-Tension, Height Adjustable Arms

#### 44088A - Upholstery In Stock:

BLK Black (PER-F58) Seat  
w/Black Mesh Back



#44088A



**24/7**  
WEIGHT  
CAPACITY  
400 LBS!

Ratchet Back

#12501



## 24/7 Collection by OfficeSource™

### 24/7 EXECUTIVE HIGH BACK CHAIR W/BLACK STEEL BASE

12501

Overall: 28¾"W x 25½"D x 43¾"-47¾"H

Seat: 22"W x 20½"D x 20-23¾"H

List: \$889.00

**FUNCTIONS:** Pneumatic Seat Height,  
360-Degree Swivel, Swivel/Tilt Control,  
Tilt Lock, Height Adjustable Arms

#### 12501 - Upholstery In Stock:

BLK Black (QIA-QT001)

### SLED BASE GUEST CHAIR W/BLACK FRAME

540BLK

Overall: 24"W x 26"D x 34"H

Seat: 20½"W x 20"D x 17½"H

List: \$399.00

#### 540BLK - Upholstery In Stock:

BLK Black Leather-Soft Vinyl™  
(NOR-CAREPLUSBLK)

HEAVY-DUTY BASE!



#540BLK

**WATERFALL SEAT  
REDUCES LEG  
STRAIN!**





#49362



## Wellness Collection by OfficeSource™

### EXECUTIVE, HIGH BACK CHAIR ★ W/SMOKE GRAY FRAME 49362

- Shiatsu Roller Massage technology massages your back as you rock back and forth promoting spinal wellness and circulation.
- Upholstered in commercial grade black bonded leather.
- Integrated arm fingertip control for seat height and tilt lock adjustment.
- ACA endorsed office seating.
- 5-Year Limited Warranty.

Overall: 27½"W x 30"D x 43½"-46½"H

Seat: 21"W x 20"D x 18½"-21¼"H

List: \$819.00

**FUNCTIONS:** Pneumatic Seat Height,  
360-Degree Swivel, Tilt Lock, Tilt-Tension

**49362 - Upholstery In Stock:**  
Black Bonded Leather

#### WHAT IT DOES

- Massages your back as you rock back and forth.
- Promotes spinal wellness and circulation.
- Keeps you moving and active while you sit.

#### WHY IT DOES IT

- Static posture create discomfort and pain.
- Spine movement is key for healthy back.
- Different people want different levels of pressure.

#### HOW IT DOES IT

- The internal mechanism provides a shiatsu massage motion.
- The Mechanism is activated by the users motion and there is no need for batteries or external power.
- The side level adjustment controls the level of pressure.



PROFILE



ARM DETAIL



#49332

### EXECUTIVE, HIGH BACK CHAIR ★ W/SILVER FRAME 49332

- Incite 3D technology is a fully articulating backrest offering continuous lumbar support at any angle.
- Upholstered in commercial grade black bonded leather.
- Flip up cantilever arms.
- Pneumatic lift with tilt tension adjustment and lockout feature.
- ACA endorsed office seating.
- 5-Year Limited Warranty.

Overall: 29¼"W x 30"D x 43½"-47¼"H

Seat: 23"W x 19"D x 19½"-23¼"H

List: \$689.00

**FUNCTIONS:** Pneumatic Seat Height,  
360-Degree Swivel, Tilt Lock, Tilt-Tension

**49332 - Upholstery In Stock:**  
Black Bonded Leather

#### WHAT IT DOES

- Maintains an ideal spine curvature.
- Offers evenly distributed support while you move.
- Follows your every move as you work.

#### WHY IT DOES IT

- Each specific activity requires a different posture state.
- Support requirements change as we move and work.
- We do not remain static throughout the day.

#### HOW IT DOES IT

- The incite 3D back has a central pivoting hub that allows it to flex in all axis.
- Its ability to follow your back at all angles offers unparalleled support.
- It's self adjusting and requires no user input.



PROFILE

ARM  
DETAIL

#### GLASS CHAIRMATS!

Ideal for Big & Tall Seating  
See Accessories Section for Details.



Gold Stars Indicate  
Product New for 2018.





#49331



## Wellness Collection by OfficeSource™

### TASK, MID BACK CHAIR ★ W/BLACK FRAME 49331

- Perch lumbar technology provides back support while perching. With the simple touch of the fingertip control, the back will move forward to support you at any sitting position.
- Upholstered in Commercial Grade Black Bonded Leather.
- Height adjustable arms with solid PU arm pads.
- Durable black nylon base.
- Meets BIFMA testing standards and supports up to 275 lbs
- ACA endorsed office seating.
- 5-Year Limited Warranty.

Overall: 26¼"W x 29"D x 38¾-41¾"H

Seat: 19¼"W x 18"D x 19½"-22½"H

List: \$589.00

**FUNCTIONS:** Pneumatic Seat Height, 360-Degree Swivel, Tilt Lock, Tilt-Tension

**49331 - Upholstery In Stock:**  
Black Bonded Leather

#### WHAT IT DOES

- Provide lumbar support no matter how far forward you sit.
- Ensures proper back support while you perch.
- Provides an infinite number of back angle positions.

#### WHY IT DOES IT

- We all shift forward in our seats as our tasks intensify.
- Eliminates the need for pillows or support cushions.
- An unsupported back might lead to pain and discomfort.

#### HOW IT DOES IT

- The infinite support will extend to reach your lumbar with the push of a button.
- Back angle can be adjusted to any angle.
- The perfect curvature of the back is designed to hit the right spot at any angle.



PROFILE



BACK  
DETAIL



#49335

### MESH CHAIR W/INFINITE SUPPORT TECHNOLOGY W/BLACK FRAME ★ 49335

- Breathable mesh seat and back.
- Perch lumbar technology provides back support while perching. With the simple touch of the arm lever, the back will move forward to support you at any sitting position.
- Flip up cantilever arms.
- Butterfly synchro mechanism.
- ACA endorsed office seating.
- 5-Year Limited Warranty

Overall: 26¾"W x 26"D x 37¼-41"H

Seat: 20½"W x 16"D x 18-21¾"H

List: \$639.00

**FUNCTIONS:** Pneumatic Seat Height, 360-Degree Swivel, Tilt Lock, Tilt-Tension

**49335 - Upholstery In Stock:**  
Black Mesh

#### WHAT IT DOES

- Provide lumbar support no matter how far forward you sit.
- Ensures proper back support while you perch.
- Provides an infinite number of back angle positions.

#### WHY IT DOES IT

- We all shift forward in our seats as our tasks intensify.
- Eliminates the need for pillows or support cushions.
- An unsupported back might lead to pain and discomfort.

#### HOW IT DOES IT

- The infinite support will extend to reach your lumbar with the push of a button.
- Back angle can be adjusted to any angle.
- The perfect curvature of the back is designed to hit the right spot at any angle.



PROFILE



BACK  
DETAIL



Gold Stars Indicate  
Product New for 2018.



## Weston Collection

### LA-Z-BOY EXECUTIVE ADJUSTABLE AIR CHAIR W/SILVER FRAME 49333

- Upholstered in commercial grade black bonded leather
  - Premium ComfortCore® Plus with Memory Foam Seat Construction
  - Adjustable AIR™ Technology promotes active movement and neutral posture
  - Durable arms and base in a silver finish
  - Cable actuated center pivot seat plate for height and tilt adjustment
  - 350 lbs. BIFMA Rated
  - ACA endorsed office seating.
- Overall: 28½"W x 32½"D x 45-48"H  
Seat: 22½"W x 19¼"D x 20-23"H  
List: \$639.00

**FUNCTIONS:** Pneumatic Seat Height, 360-Degree Swivel, Lumbar Adjustment

**49333 - Upholstery In Stock:**  
Black Bonded Leather



PROFILE



ARM DETAIL

#### WHAT IT DOES

- Air Technology helps maintain proper body alignment.
- Its flexible and adjustable structure promotes spinal movement.
- Increased airflow for heat and moisture dissipation.

#### WHY IT DOES IT

- Slouching is bad for you.
- A body at rest is an unhealthy body.
- Regular leather chairs can be hot and uncomfortable.

#### HOW IT DOES IT

- The suspension lumbar does not rely on typical foam construction and it is adjustable for a custom fit.
- The pivoting lumbar support allows for motion and flexibility.
- Perforated materials allow for better air circulation.



## Torrance Collection

### LA-Z-BOY EXECUTIVE ACTIVE LUMBAR CHAIR W/SILVER FRAME 49329

- Upholstered in commercial grade black bonded leather
  - Premium ComfortCore® Plus with Memory Foam Seat Construction
  - Innovative Active Lumbar Technology promotes and maintains ideal spine curvature and activates as you lean forward and backwards
  - Durable arms and base in a silver finish
  - Cable actuated center pivot seat plate for height and tilt adjustment
  - Meets or Exceeds BIFMA testing standards and supports up to 350 lbs
  - ACA endorsed office seating.
- Overall: 27¾"W x 31"D x 44½-47½"H  
Seat: 21½"W x 19¾"D x 20-23"H  
List: \$629.00

**FUNCTIONS:** Pneumatic Seat Height, 360-Degree Swivel

**49329 - Upholstery In Stock:**  
Black Bonded Leather



#### WHAT IT DOES

- Maintains an ideal spine curvature
- Promotes active motion.
- Provides support, as you need it.

#### WHY IT DOES IT

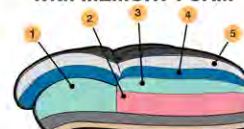
- Each specific activity requires a different posture state.
- Spine movement is key for a healthy back.
- Because seating is active.

#### HOW IT DOES IT

- The active lumbar support, self adjusts to different posture states as you recline.

**LA Z BOY®**  
Live Life Comfortably®

#### ComfortCore® Plus With MEMORY FOAM



- 1 Soft support at the front of cushion
- 2 Firmer support at back of cushion
- 3 Additional layer for overall comfort
- 4 Memory foam layer for support
- 5 Polyfiber-fill comfort top layer





## Dawson Collection

### LA-Z-BOY EXECUTIVE CHAIR ★ W/SILVER FRAME 49328

- Premium ComfortCore® Plus with Memory Foam Seat Construction.
- Upholstered in Commercial Grade Black Bonded Leather.
- Durable arms and base in a silver finish.
- Cable actuated center pivot seat plate for height and tilt adjustment.
- Meets or Exceeds BIFMA testing standards and supports up to 300 lbs.
- ACA endorsed office seating.
- 10-Year Limited Warranty.

Overall: 27"W x 30"D x 43¼-46¼"H

Seat: 22½"W x 19¾"D x 20-23"H

List: \$469.00

**FUNCTIONS:** Pneumatic Seat Height,  
360-Degree Swivel

**49328 - Upholstery In Stock:**  
Black Bonded Leather

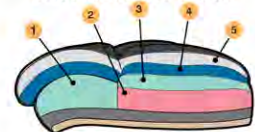


PROFILE

FRONT

LA Z BOY®  
Live Life Comfortably®

### ComfortCore® Plus With MEMORY FOAM



- 1 Soft support at the front of cushion
- 2 Firmer support at back of cushion
- 3 Additional layer for overall comfort
- 4 Memory foam layer for support
- 5 Polyfiber-fill comfort top layer



## Skylar Collection

### LA-Z-BOY EXECUTIVE CHAIR ★ W/ALUMINUM BASE 49330

Premium ComfortCore® Plus with Memory Foam Seat Construction.  
Upholstered in Commercial Grade Black or Gray Bonded Leather.  
Durable aluminum base. Pneumatic lift with tilt, lock, and height adjust.  
Meets or Exceeds BIFMA testing standards and supports up to 300 lbs.  
ACA endorsed office seating.  
10-Year Limited Warranty.  
Overall: 31¾"W x 30¼"D x 42¾-45¾"H  
Seat: 20¼"W x 19½"D x 19¼-22¼"H  
List: \$519.00

**FUNCTIONS:** Pneumatic Seat Height,  
360-Degree Swivel, Tilt Lock, Tilt-Tension

**49330 - Upholstery In Stock:**  
BLK Black Bonded Leather  
GRY Gray Bonded Leather



#49330BLK



## Lancaster Collection by OfficeSource™



#278BLK

### HIGH BACK EXECUTIVE SWIVEL W/MAHOGANY FINISH

278BLK

Overall: 27½"W x 34½"D x 43-46"H

Seat: 19½"W x 18½"D x 19½-22½"H

List: \$949.00

**FUNCTIONS:** Pneumatic Seat Height, 360-Degree Swivel, Swivel/Tilt Control, Tilt Lock, Tilt-Tension

#### Upholstery In Stock:

BLK Black Leather-Soft Vinyl™ (NOR-CAREBLK)

### HIGH BACK EXECUTIVE SWIVEL W/MAHOGANY FINISH

378BLK

Overall: 27½"W x 30"D x 42-45½"H

Seat: 24"W x 20"D x 20-23½"H

List: \$799.00

**FUNCTIONS:** Pneumatic Seat Height, 360-Degree Swivel, Swivel/Tilt Control, Tilt Lock, Tilt-Tension

#### Upholstery In Stock:

BLK Black Leather-Soft Vinyl™ (NOR-CAREPLUSBLK)



#378BLK

## Lancaster Collection by OfficeSource™



#294GYL

### HIGH BACK EXECUTIVE SWIVEL W/MAHOGANY OR MODERN WALNUT FRAME

294

Overall: 27"W x 28"D x 43½-47"H

Seat: 24"W x 19"D x 19½-23"H

List: \$599.00

**FUNCTIONS:** Pneumatic Seat Height, 360-Degree Swivel, Swivel/Tilt Control, Tilt Lock, Tilt-Tension

#### Upholstery/Frames In Stock:

BLK Black Leather-Soft Vinyl™ (NOR-CAREBLK) or OX Oxblood Vinyl (NOR-OXBVINYL) w/Mahogany Frame; GYL Gray Linen (NOR-BL-0271) w/Modern Walnut Frame




#### UPHOLSTERY IN STOCK

(BLK) Black  
Leather-Soft Vinyl™  
(NOR-CAREPLUSBLK)

(OX) Oxblood Vinyl  
(NOR-OXBVINYL)

(GYL) Gray Linen  
(NOR-BL-0271)



#294BLK



## Charleston Collection by OfficeSource™



#20221

### EXECUTIVE HIGH BACK W/PLASTIC WOODEN ARMS & BASE 20221


- Bonded Leather w/Matching PVC Back & Sides
- High Density Foam For Support
- Overall Filled Polyester on Seat For Extra Softness
- Heavily Padded Armrests

Overall: 26¾"W x 30¾"D x 43¾-46½"H


Seat: 21¼"W x 21½"D x 19½-22½"H

List: \$779.00

**FUNCTIONS:** Pneumatic Seat Height, 360-Degree Swivel, Swivel/Tilt Control, Tilt Lock



Arm Detail



Base Detail



#20221

## Charleston Collection by OfficeSource™



#20271

### EXECUTIVE HIGH BACK, TUFTED SEAT & BACK W/PLASTIC WOODEN ARMS & BASE 20271


- Bonded Leather w/Matching PVC Back & Sides
- High Density Foam For Support
- Overall Filled Polyester on Seat For Extra Softness
- Heavily Padded Armrests

Overall: 26¾"W x 32½"D x 44¾-48"H


Seat: 21¼"W x 19"D x 20¾-23½"H

List: \$759.00

**FUNCTIONS:** Pneumatic Seat Height, 360-Degree Swivel, Swivel/Tilt Control, Tilt Lock



Arm Detail



Base Detail



#20271

(20221 & 20271) Upholstery In Stock:  
BLK Black Bonded Leather (PER-BL01BLK)

## Spencer Collection by OfficeSource™

The Spencer Collection combines the warmth of wood and contemporary styling in a timeless design. The comfort, elegance and style of this collection will last for years to come.



#1265



#1245

**FEATURING TUFTED  
SEAT AND BACK FOR  
A COMFORTABLE  
ELEGANT STYLE!**



#1240

### **EXECUTIVE HIGH BACK W/MAHOGANY FRAME 1265**

Overall: 27"W x 28"D x 46-49½"H  
Seat: 21"W x 20½"D x 19-22½"H  
List: \$499.00

**FUNCTIONS:** Pneumatic Seat Height,  
360-Degree Swivel, Swivel/Tilt Control,  
Tilt Lock, Tilt-Tension

### **GUEST CHAIR W/MAHOGANY FRAME 1240**

Overall: 26"W x 28"D x 36"H  
Seat: 21"W x 20½"D x 19"H  
List: \$399.00

### **EXECUTIVE MID BACK W/MAHOGANY FRAME 1245**

Overall: 27"W x 28"D x 37-40"H  
Seat: 21"W x 20½"D x 20-23"H  
List: \$479.00

**FUNCTIONS:** Pneumatic Seat Height,  
360-Degree Swivel, Swivel/Tilt Control,  
Tilt Lock, Tilt-Tension

**Spencer - Upholstery In Stock:**  
BLK Black Leather-Soft Vinyl™ (NOR-CAREBLK)  
w/Mahogany (MH) Frame



**GREAT FOR EXECUTIVE OFFICES AND  
CONFERENCE ROOMS!**





## Rendition Collection by OfficeSource™



#20811KTBLK

### EXECUTIVE HIGH BACK W/CHROME FRAME

20811KT

Overall: 22<sup>1</sup>/<sub>6</sub>"W x 26<sup>3</sup>/<sub>8</sub>"D x 41<sup>3</sup>/<sub>4</sub>-44<sup>7</sup>/<sub>8</sub>"H  
Seat: 19<sup>3</sup>/<sub>2</sub>"W x 18<sup>1</sup>/<sub>2</sub>"D x 18<sup>1</sup>/<sub>2</sub>-21<sup>1</sup>/<sub>4</sub>"H  
List: \$659.00

**FUNCTIONS:** Pneumatic Seat Height,  
360-Degree Swivel, Knee-Tilt Control,  
Tilt Lock, Tilt-Tension



### EXECUTIVE MID BACK W/CHROME FRAME

20821KT

Overall: 22<sup>1</sup>/<sub>6</sub>"W x 26<sup>3</sup>/<sub>8</sub>"D x 38<sup>3</sup>/<sub>8</sub>-40<sup>1</sup>/<sub>8</sub>"H  
Seat: 19<sup>3</sup>/<sub>2</sub>"W x 18<sup>1</sup>/<sub>2</sub>"D x 18<sup>1</sup>/<sub>2</sub>-21<sup>1</sup>/<sub>4</sub>"H  
List: \$599.00

**FUNCTIONS:** Pneumatic Seat Height,  
360-Degree Swivel, Knee-Tilt Control,  
Tilt Lock, Tilt-Tension

### EXECUTIVE GUEST SLED BASE W/CHROME FRAME

20828

Overall: 22<sup>1</sup>/<sub>6</sub>"W x 22<sup>7</sup>/<sub>32</sub>"D x 37<sup>1</sup>/<sub>8</sub>"H  
Seat: 19<sup>3</sup>/<sub>2</sub>"W x 18<sup>1</sup>/<sub>2</sub>"D x 18<sup>1</sup>/<sub>2</sub>"H  
List: \$469.00

### Rendition Collection - Upholstery In Stock:

**BLK** Black Bonded Leather  
(PER-BL01BLK), **GRY** Gray  
(PER-BL57) & **WHT** White  
Leathertek (PER-V260WHT)



#20811KTGRY



#20821KTWHT



#20828BLK



## Basic Rendition Collection

by OfficeSource™



**EXECUTIVE HIGH BACK  
W/CHROME FRAME**  
31811

Overall: 22 $\frac{1}{16}$ "W x 26 $\frac{3}{8}$ "D x 41 $\frac{3}{4}$ -44 $\frac{7}{8}$ "H  
Seat: 19 $\frac{5}{32}$ "W x 18 $\frac{1}{2}$ "D x 18 $\frac{1}{2}$ -21 $\frac{1}{4}$ "H  
List: \$499.00

**FUNCTIONS:** Pneumatic Seat Height,  
360-Degree Swivel, Swivel/Tilt Control,  
Tilt Lock, Tilt-Tension



**EXECUTIVE MID BACK  
W/CHROME FRAME**  
31821

Overall: 22 $\frac{1}{16}$ "W x 26 $\frac{3}{8}$ "D x 38 $\frac{3}{16}$ -40 $\frac{15}{16}$ "H  
Seat: 19 $\frac{5}{32}$ "W x 18 $\frac{1}{2}$ "D x 18 $\frac{1}{2}$ -21 $\frac{1}{4}$ "H  
List: \$449.00

**FUNCTIONS:** Pneumatic Seat Height,  
360-Degree Swivel, Swivel/Tilt Control,  
Tilt Lock, Tilt-Tension



**ARMLESS EXECUTIVE MID BACK  
W/CHROME FRAME**  
41821

Overall: 22 $\frac{1}{16}$ "W x 26 $\frac{3}{8}$ "D x 38 $\frac{3}{16}$ -40 $\frac{15}{16}$ "H  
Seat: 19 $\frac{5}{32}$ "W x 18 $\frac{1}{2}$ "D x 18 $\frac{1}{2}$ -21 $\frac{1}{4}$ "H  
List: \$409.00

**FUNCTIONS:** Pneumatic Seat Height,  
360-Degree Swivel, Swivel/Tilt Control,  
Tilt Lock, Tilt-Tension

**Basic Rendition Collection -  
Upholstery In Stock:** BLK Black  
Bonded Leather (PER-BL01BLK),  
GRY Gray (PER-BL57) & WHT White  
Leathertek (PER-V260WHT)



#31811WHT



#31821BLK



#41821GRY



## Merak Collection

by OfficeSource™

These attractive chairs combines form with function in a clean contemporary design. The adjustable height, upholstered in Black or Gray Leather-Soft Vinyl™, chrome armrests, 360-degree swivel, and 5-point chrome rolling base with castors add to its features making it fit for any office situation.



### EXECUTIVE HIGH BACK W/CHROME FRAME

1501

Overall: 27"W x 29"D x 43¼"-46¾"H

Seat: 20¼"W x 21½"D x 20-23"H

List: \$559.00

**FUNCTIONS:** Pneumatic Seat Height, 360-Degree Swivel, Swivel/Tilt Control, Tilt Lock, Tilt-Tension



### EXECUTIVE MID BACK W/CHROME FRAME

1505

Overall: 27"W x 27"D x 37"-41"H

Seat: 19"W x 20"D x 20"-23"H

List: \$539.00

**FUNCTIONS:** Pneumatic Seat Height, 360-Degree Swivel, Swivel/Tilt Control, Tilt Lock, Tilt-Tension



MERAK COLLECTION



#1509BLK

### EXECUTIVE GUEST SLED BASE W/CHROME FRAME

1509

Overall: 27"W x 27"D x 41"H

Seat: 19½"W x 21"D x 18½"H

List: \$509.00

### Merak - Upholstery In Stock:

BLK Black Leather-Soft Vinyl™  
(NOR-CAREPLUSBLK) or

**NEW! GRY** Gray Leather-Soft Vinyl™  
(NOR-CAREPLUSGRY)

**LARGE 27" CHROME BASE!**  
On Both the High & Mid Back Chairs

**NEW!**  
UPHOLSTERY

**GRAY  
LEATHER-SOFT  
VINYL™!**



#1501GRY



#1505GRY



#1509GRY

## Boxero Collection by OfficeSource™

The contemporary design of Boxero brings style and function to any office environment. Beautiful Chrome frame upholstered in Black or Gray Leather-Soft Vinyl.



#1401GRY

### EXECUTIVE HIGH BACK W/CHROME FRAME

1401

Overall: 23¼"W x 29¼"D x 40¾-43¾"H

Seat: 19¼"W x 19¼"D x 19-22"H

List: \$399.00

**FUNCTIONS:** Pneumatic Seat Height,  
360-Degree Swivel, Swivel/Tilt Control, Tilt  
Lock, Tilt-Tension

### 1401 - Upholstery In Stock:

**BLK** Black Leather-Soft Vinyl™  
(NOR-CAREBLK)

**GRY** Gray Leather-Soft Vinyl™  
(NOR-CAREPLUSGRY)



BOXERO  
COLLECTIONS



#1401BLK

## Studio Collection by OfficeSource™

Improve your workspace with the Studio Collection by OfficeSource®. This high back chrome arm chair is highlighted with attractive horizontal stitching. Designed for the modern office, the Studio Collection offers great back support and tension control that allows for easy back position adjustments.



#696GRY



#696WHT



#696RED



#696BLK

### MID BACK CHAIR ★ W/CHROME FRAME

696

Overall: 27"W x 30"D x 40-43"H

Seat: 19¾"W x 19"D x 38½-41½"H

List: \$369.00

**FUNCTIONS:** Pneumatic Seat Height,  
360-Degree Swivel, Swivel/Tilt Control,  
Tilt Lock, Tilt-Tension

### 696 - Upholstery In Stock:

**BLK** Black Leather-Soft Vinyl™ (NOR-CAREPLUSBLK),

**GRY** Gray Leather-Soft Vinyl™ (NOR-CAREPLUSGRY),

**RED** Red Leather-Soft Vinyl™ (NOR-CAREPLUSRED),

**WHT** White Leather-Soft Vinyl™ (NOR-CAREPLUSWHT)



Gold Stars Indicate  
Product New for 2018.



## Indulge Collection by OfficeSource™

**Indulge - Upholstery In Stock:**  
BLK Black Leather-Soft Vinyl™  
(NOR-CAREPLUSBLK)

BOTH COLLECTIONS



#3265CHM

### EXECUTIVE HIGH BACK W/CHROME FRAME 3265CHM

Overall: 27"W x 32½"D x 43-46"H  
Seat: 20½"W x 19½"D x 18-21"H  
List: \$599.00

**FUNCTIONS:** Pneumatic Seat Height,  
360-Degree Swivel, Swivel/Tilt Control,  
Tilt Lock, Tilt-Tension

**EASY TO CLEAN METAL  
POLISHED CHROME  
BASES!**



#3205CHM

### SLED BASE GUEST CHAIR W/CHROME FRAME 3205CHM

Overall: 25"W x 28"D x 41½"H  
Seat: 20"W x 19½"D x 21"H  
List: \$549.00



#3245CHM

### EXECUTIVE MID BACK W/CHROME FRAME 3245CHM

Overall: 27"W x 30"D x 38½ -41½"H  
Seat: 20½"W x 19½"D x 18-21"H  
List: \$579.00

**FUNCTIONS:** Pneumatic Seat Height,  
360-Degree Swivel, Swivel/Tilt Control,  
Tilt Lock, Tilt-Tension

## Prestige Collection by OfficeSource™



#7765

### EXECUTIVE HIGH BACK ★ W/CHROME FRAME 7765BLK

Overall: 27"W x 29½"D x 45-48"H  
Seat: 20"W x 20"D x 19-22"H  
List: \$609.00

**FUNCTIONS:** Pneumatic Seat Height,  
360-Degree Swivel, Knee Tilt, Tilt Lock,  
Tilt-Tension



#7745

### EXECUTIVE MID BACK ★ W/CHROME FRAME 7745BLK

Overall: 27"W x 28"D x 38-41"H  
Seat: 20"W x 20"D x 19-22"H  
List: \$569.00

**FUNCTIONS:** Pneumatic Seat Height,  
360-Degree Swivel, Knee Tilt, Tilt Lock,  
Tilt-Tension

**Prestige - Upholstery In Stock:**  
BLK Black Leather-Soft Vinyl™  
(NOR-CAREPLUSBLK)



## Provident Collection by OfficeSource™



#70101

### EXECUTIVE HIGH BACK CHAIR W/BLACK FRAME 70101

Overall: 26½"W x 25"D x 41½-45"H  
Seat: 20½"W x 18½"D x 17½-21"H  
List: \$269.00

**FUNCTIONS:** Pneumatic Seat Height,  
360-Degree Swivel, Tilt Lock, Tilt-Tension

**70101 - Upholstery In Stock:**  
Black Bonded Leather  
(PER-BL01BLK)

### EXECUTIVE MID BACK W/BLACK FRAME 5021

Overall: 25½"W x 26"D x 37-40"H  
Seat: 20½"W x 19"D x 17¾-20½"H  
List: \$299.00

**FUNCTIONS:** Pneumatic Seat Height,  
360-Degree Swivel, Tilt Lock, Tilt-Tension

**5021 - Upholstery In Stock:**  
BLK Black (PER-PU15BLK)  
w/Contrast Stitching,

## Prudential Collection by OfficeSource™



#5021

**CONTRAST STITCHING ADDS THE FINISHING  
TOUCH TO THIS UNIQUE DESIGN!**

## Advantage Collection by OfficeSource™



#1201BLK 

### EXECUTIVE HIGH BACK CHAIR W/BLACK FRAME 1201BLK

Overall: 24"W x 26¼"D x 40¼-44"H  
Seat: 19¾"W x 18¼"D x 18¾-22¼"H  
List: \$279.00

**FUNCTIONS:** Pneumatic Seat Height,  
360-Degree Swivel, Tilt Lock, Tilt-Tension

### EXECUTIVE MID BACK CHAIR W/BLACK FRAME ★ 1206BLK

Overall: 24"W x 26¼"D x 37¼-40¾"H  
Seat: 19¾"W x 18¼"D x 18½-22"H  
List: \$269.00

**FUNCTIONS:** Pneumatic Seat Height,  
360-Degree Swivel, Tilt Lock, Tilt-Tension

**Advantage - Upholstery In Stock:**  
BLK Black Leather-Soft Vinyl™  
(NOR-CAREPLUSBLK)

★ Gold Stars Indicate  
Product New for 2018.

★ **NEW!**



#1206BLK 





#10311BLK

## Sierra Collection by OfficeSource™

### EXECUTIVE HIGH BACK W/BLACK FRAME

10311BLK

Overall: 25½"W x 28"D x 42½-45½"H

Seat: 20½"W x 19"D x 19-22"H

List: \$419.00

**FUNCTIONS:** Pneumatic Seat Height,  
360-Degree Swivel, Tilt Lock, Tilt-Tension

### EXECUTIVE MID BACK W/BLACK FRAME

10321BLK

Overall: 25½"W x 28"D x 39½-42½"H

Seat: 20½"W x 19"D x 19-22"H

List: \$379.00

**FUNCTIONS:** Pneumatic Seat Height,  
360-Degree Swivel, Tilt Lock, Tilt-Tension

**Sierra - Upholstery In Stock:**  
BLK Black Bonded Leather  
(PER-BL01BLK)

**SIERRA FEATURES  
DOUBLE CUSHIONED  
SEAT & BACKS!**



#10321BLK

## Montana Collection by OfficeSource™



#10211

### EXECUTIVE HIGH BACK W/CONTRAST STITCHING

10211

Overall: 26"W x 28¼"D x 44-46½"H

Seat: 20"W x 20"D x 19-21¾"H

List: \$459.00

**FUNCTIONS:** Pneumatic Seat Height,  
360-Degree Swivel, Swivel/Tilt Control,  
Tilt Lock, Tilt-Tension

**10211 - Upholstery/Frame In Stock:**

BLK Black LeatherTek (PER-PU15BLK)

w/Contrast Stitching & Silver Frame

### EXECUTIVE HIGH BACK W/BLACK FRAME

7111

Overall: 27"W x 25"D x 45-48"H

Seat: 20"W x 20"D x 17¾-21"H

List: \$399.00

**FUNCTIONS:** Pneumatic Seat Height,  
360-Degree Swivel, Swivel/Tilt Control,  
Tilt Lock, Tilt-Tension

**7111 - Upholstery In Stock:**

BLK Black (PER-PU15BLK)

w/Contrast Stitching & Black Frame

## Whistler Collection by OfficeSource™



Contrast Stitching

#7111

★ **NEW!****Imperial Collection**  
by OfficeSource™

#11601BLK

**EXECUTIVE HIGH BACK ★****W/BLACK FRAME****11601BLK**Overall: 25 $\frac{3}{8}$ "W x 27 $\frac{3}{8}$ "D x 43 $\frac{7}{8}$ -47 $\frac{1}{8}$ "H

Seat: 21"W x 21"D x 19-23"H

List: \$299.00

**FUNCTIONS:** Pneumatic Seat Height,  
360-Degree Swivel, Tilt-Tension**Upholstery In Stock:****BLK** Black PU (QIA-EVOBLKPU)**UPHOLSTERED SWIVEL CHAIR ★****W/CHROME BASE****49457**Overall: 24 $\frac{1}{2}$ "W x 26"D x 33-36"HSeat: 17 $\frac{1}{2}$ "W x 19 $\frac{3}{4}$ "D x 18 $\frac{3}{4}$ -21 $\frac{3}{4}$ "H

List: \$589.00

**FUNCTIONS:** Pneumatic Seat Height,  
360-Degree Swivel**49457 - Upholstery In Stock:**

Gray Linen (7276)

★ **NEW!****Merax Collection**  
by OfficeSource™

#49457

**Effort Collection**  
by OfficeSource™**Black Leather Armless Deluxe  
Posture Chair w/Black Frame****316BLK**

Overall: 25"W x 25"D x 35-40"H

Seat: 17 $\frac{1}{2}$ "W x 16 $\frac{1}{2}$ "D x 18 $\frac{1}{2}$ -23 $\frac{1}{2}$ "H

List: \$199.00

**FUNCTIONS:** Pneumatic Seat Height,  
360-Degree Swivel, Back Depth Adjustment**316BLK - Upholstery In Stock:****BLK** Black Bonded Leather  
(NOR-LTHRPLUSBLK)**CHAIR OPTION**  
(For 316BLK)**Optional  
Adjustable  
Arm Kit - Black  
B909JARM**  
List: \$89.00

#316BLK

#316BLK  
w/B909JARM**Hahn Collection**  
by OfficeSource™★ **NEW!**

#49358

**MID BACK, SWIVEL CHAIR ★****W/CHROME BASE****49358**Overall: 25"W x 24"D x 30 $\frac{1}{2}$ -34 $\frac{1}{4}$ "HSeat: 25"W x 23"D x 19-22 $\frac{3}{4}$ "H

List: \$519.00

**FUNCTIONS:** Pneumatic Seat Height,  
360-Degree Swivel, Tilt-Tension**49358 - Upholstery In Stock:**

Black Bonded Leather

Gold Stars Indicate  
Product New for 2018.





#5045ONX

## Adventure Collection

by OfficeSource™

### EXECUTIVE MID BACK W/BLACK FRAME 5045ONX

Overall: 25"W x 25½"D x 37-41"H  
 Seat: 19½"W x 19"D x 17½"-21"H  
 List: \$279.00

**FUNCTIONS:** Pneumatic Seat Height,  
 360-Degree Swivel, Swivel/Tilt Control,  
 Tilt Lock, Tilt-Tension

**5045ONX - Upholstery In Stock:**  
 Onyx (NOR-BL0084)

### UPHOLSTERED SWIVEL CHAIR ★ W/CHROME BASE 416GYL

Overall: 27"W x 28"D x 30-33"H  
 Seat: 17"W x 19"D x 19-22"H  
 List: \$439.00

**FUNCTIONS:** Pneumatic Seat Height,  
 360-Degree Swivel

**416GYL - Upholstery In Stock:**  
 GYL Gray Linen (NOR-BL-03094)

## Fairfield Collection

by OfficeSource™



#416GYL

★ Gold Stars Indicate  
 Product New for 2018.



#8456ASBLK



## Advanced Collection

by OfficeSource™

### HIGH BACK TASK CHAIR W/ADJ. ARMS & BLACK FRAME 8456ASBLK

Overall: 27"W x 24"D x 38½-41"H  
 Seat: 21"W x 19"D x 18-22"H  
 List: \$579.00

**FUNCTIONS:** Pneumatic Seat Height,  
 360-Degree Swivel, Tilt-Lock, Tilt-Tension,  
 Back Lock, Adjustable Seat & Back, Back  
 Height Adjustment, High Performance  
 Control, Forward Seat Tilt, Sliding Seat,  
 Height/Width Adjustable Arms

**8456ASBLK - Upholstery In Stock:**  
 BLK Black (PER-9106BLK)

### MULTI-FUNCTION TASK CHAIR W/ADJUSTABLE ARMS & BLACK FRAME D2001ONX

Overall: 27"W x 27"D x 35½-42"H  
 Seat: 21"W x 18½"D x 17½-21½"H  
 List: \$489.00

**FUNCTIONS:** Pneumatic Seat Height,  
 360-Degree Swivel, Tilt-Tension,  
 Articulating Seat & Back, Adjustable  
 Seat & Back, Back Height Adjustment,  
 Height-Adjustable Arms



#D2001ONX



**D2001ONX - Upholstery In Stock:**  
 Onyx (NOR-BL0084)



## Vault SERIES

Vault's features allow users to personalize the comfort of their chairs. High quality, woven tension mesh conforms to the user's back, following every move with support, including the lumbar region. Backrest is height adjustable & seat slider is standard.



**Mesh Back Colors Available:** Black, Gray, White, Green, Red, Blue, Orange or Aqua Mesh

**VAULT MID BACK CHAIR  
W/BLACK FRAME**
**QS1460K2**

- Enhanced Knee-Tilt
  - 2-Way Adj Arm, Ratchet Height Adjustment w/Fixed Arm Pad (A40)
- Overall: 24½-26"W x 25"D x 39½-46½"H  
Seat: 20"W x 16-1½"D x 17½-22"H  
List: \$645.00 (Grade T01)  
Functions: A, B, D, E, F, H, L, Q, S

**VAULT MID BACK CHAIR  
W/BLACK FRAME**
**QS1460Y1**


- Simple Synchro
  - Black, 2-Way Height Adj. Arms (A8B)
- Overall: 24½-26"W x 25"D x 39½-46½"H  
Seat: 20"W x 16-18½"D x 17½-22"H  
List: \$530.00 (Grade T01)  
Functions: A, B, C, D, E, L, Q, R

**VAULT MID BACK CHAIR  
W/BLACK FRAME**
**QS1460Y3 (Not Pictured)**

- Full Synchro
  - Black, 2-Way Height Adj. Arms (A8B)
- Overall: 24½-26"W x 25"D x 39½-46½"H  
Seat: 20"W x 16-18½"D x 17½-22"H  
List: \$600.00 (Grade T01)  
Functions: A, B, D, E, F, I, L, Q, R



**Aria & Vault Series - Symbol Key**  
See Page 1 For Detailed Info



**Seat Color:** Extensive Selection - Call For Details!

## Aria SERIES

Aria is the answer where new ways of working require new features in seating. Suspension seat incorporates a frame, wrapped in webbing with a molded high-density foam overlay.



List Price Includes Polished Aluminum Base

**ARIA HIGH BACK CHAIR  
W/BLACK FRAME & POLISHED ALUMINUM BASE (BA10P)**
**QS1880Y4**

- Intensive Synchro w/Seat Tilt & Seat Slider
  - 6-Way Adj. Height Arm, Pivots
  - Ura-Soft Sliding Arm Pads (A6)
- Overall: 25-26½"W x 27½"D x 40-43"H  
Seat: 21"W x 17-19½"D x 19½-20"H  
List: \$855.00 (Grade A)  
Functions: A, B, C, D, E, F, I, O, P, Q, R

**ARIA MID BACK CHAIR  
W/BLACK FRAME**
**QS1860Y1**

- Simple Synchro
  - 2-Way Adj Arm, Ratchet Height Adjustment w/Fixed Arm Pad (A40)
- Overall: 25-26½"W x 27½"D x 36-40½"H  
Seat: 21"W x 16½"D x 18-22½"H  
List: \$610.00 (Grade A)  
Functions: A, B, C, D, E, O, R

**ARIA MID BACK CHAIR  
W/BLACK FRAME**
**QS1860Y3**

- Full Synchro
  - 2-Way Adj Arm, Ratchet Height Adjustment w/Fixed Arm Pad (A40)
- Overall: 25-26½"W x 27½"D x 36-40½"H  
Seat: 21"W x 16½"D x 18-22½"H  
List: \$680.00 (Grade A)  
Functions: A, B, C, D, E, F, I, O, R


**CHAIR OPTION**

(For 1880Y4, 18060Y1 & 1860Y3)

Adjustable Lumbar Back Strap	Polished Aluminum Base
<b>QSLB</b>	<b>QSB A10P</b>
List: \$30.00	List: \$100.00

**CHAIR FUNCTIONS**  
(See Page 232)





## Core SERIES ★ NEW!

### CORE HIGH BACK CHAIR W/SILVER FRAME

**QS2260W1**

Overall: 27½"W x 27½"D x 42¾-48"H

Seat: 19"W x 16½"D x 18¼-22¾"H

List: \$570.00 (Grade A)

Functions: A, B, D, G, L, R

#### QS Upholstery/Frame Available:

Wide selection of fabrics including choices from our 9to5® Signature Card (Grade A Fabrics)



- Stylish durable poly outer back
- Ratchet height adjustable back
- Weight balanced, knee tilt or Synchro controls available
- Durable hubless casters
- Optional seat slider
- Fixed or adjustable t-arms
- Black or gray accent colors
- Molded foam back over mesh suspension
- Warranted up to 300 lbs

## Cydia SERIES

### CYDIA HIGH BACK CHAIR W/WHITE FRAME

**QS3310K3**

Overall: 28"W x 27½"D x 39½-43½"H

Seat: 19"W x 17"D x 16½-21"H

List: \$900.00 (Grade M3)

Functions: A, B, D, E, F, H, S

#### QS Upholstery/Frame Available:

Mesh Pattern M3: Graphite, Slate, Snow, Sage, Cardinal, Royal, Tangerine & Plum w/Black, White or Gray Frame



Sparked by the form of a floating butterfly, Cydia cradles you effortlessly in its lightweight wings. The translucent mesh brings airiness and breathability to the sitting surface.

## Strata SERIES



### STRATA MID BACK CHAIR W/BLACK FRAME

**QS1565Y2**

Overall: 26"W x 26"D x 40-45"H

Seat: 21"W x 18"D x 17-22"H

List: \$745.00 (Grade T01)

Functions: A, B, D, E, F, I, O, R

### STRATA HIGH BACK CHAIR W/SILVER FRAME

**QS1580Y2**

Overall: 26"W x 26"D x 46-51"H

Seat: 21"W x 18"D x 17-22"H

List: \$800.00 (Grade T01)

Functions: A, B, D, E, F, I, O, R

#### QS Upholstery Available:

Black (T01) Air Grid Mesh (Pricing Shown)  
Extensive Selection - **Call For Details!**



## Bristol SERIES

High resilient molded foam used on every seat and back, with a detailed upholstered treatment.

### BRISTOL HIGH BACK CHAIR W/BLACK FRAME

**QS2380Y2**

- Black Soft touch cantilever style C-shaped Arm (A10)

Overall: 25"W x 26"D x 39-46"H

Seat: 20"W x 19"D x 16½-21½"H

List: \$735.00 (Grade A)

Functions: A, B, D, E, F, I, L



#### QS Upholstery Available:

Extensive Selection Including Leather - **Call For Details!**

\*Not shown in Grade A Fabric

CHAIR FUNCTIONS  
(See Page 232)



24/7  
350LB CAPACITY

## CoolMesh Pro Collection

by OfficeSource™

## CUSTOM BUILD THESE CHAIRS!

## 1 CHOOSE CHAIR STYLE - 5 TO CHOOSE FROM

- (A) Multi-Function High Back
- (B) Synchro High Back
- (C) Multi-Function Mid Back
- (D) Swivel/Tilt High Back
- (E) Guest Chair

## 2 CHOOSE CHAIR SEAT - 11 TO CHOOSE FROM

Leather Seat or Vinyl, Mesh Seat, Black, Basil, Blue, Burgundy, Orange, Lime, Red or Celestial Blue Fabric Seat.

## 3 TURN 8014ASNS, 8054ASNS OR 8011ANS INTO AN "EXECUTIVE" CHAIR BY ADDING OPTIONAL HEADREST - (List \$60.00)

## 4 CHAIRS ARE STANDARD WITH BLACK BASE. ADD MORE DESIGN APPEAL BY ADDING OPTIONAL ALUMINUM BASE - (List \$139.00)



## HEADREST OPTION

(For 8014ASNS, 8011ANS & 8054ASNS)



Headrest (Black)  
7000HR  
List: \$60.00

## BASE OPTIONS



Optional Aluminum Base  
ABASET  
List: \$139.00



Soft Dual Wheel Casters  
CASTERSPU  
List: \$39.00



#8014ASNS  
Shown w/Black Fabric Seat

IN STOCK  
READY TO SHIP!  
OVER 50 COMBINATIONS!

Ergonomically designed black mesh back provides constant firmness and hugs the natural curve of the back

Height and width adjustable arms featuring 'ever-soft' padding

## Upholstery In Stock:

**Fabric Seat:** 7700F9106 Black, 7700F9107 Basil, 7700F9114 Blue, 7700F9132 Burgundy, 7700F9170 Orange, 7700F9179 Lime, 7700F9176 Red & 7700F9178 Celestial Blue

**Vinyl Seat:** 7700PVC Black

**Leather Seat:** 7700L Black

**Mesh Seat:** 7700M Black

**Base Colors In Stock:** Black (Standard), Aluminum

WHEN SELECTING  
FABRIC SEAT, MUST  
CHOOSE SEAT COLOR!

## BUILD YOUR CUSTOM CHAIR BY CHOOSING SEAT BELOW!

## OFFICESOURCE® COOLMESH SEAT OPTIONS



Leather Seat: Black  
7700L



Vinyl Seat: Black  
7700PVC



Fabric Seat: Black  
7700F9106



Fabric Seat: Basil  
7700F9107



Fabric Seat: Navy  
Blue 7700F9114



Fabric Seat: Burgundy  
7700F9132



Mesh Seat: Black  
7700M

Optional Seat in  
Leather, Mesh, Black  
Fabric or Designer  
Colored Fabric Seat.



Fabric Seat: Orange  
7700F9170



Fabric Seat: Red  
7700F9176



Fabric Seat: Celestial Blue  
7700F9178



Fabric Seat: Lime  
7700F9179



## CoolMesh Pro Collection by OfficeSource™



#8014ASNS  
Shown w/Fabric Seat



### COOLMESH PRO MULTI-FUNCTION, HIGH BACK W/BLACK BASE & ADJ. ARMS

#### 8014ASNS

Overall: 25½"W x 26¾"D x 40½"-44½"H

Seat: 20⅞"W x 18⅞"D x 19⅞"-22⅞"H

w/Fabric or PVC Seat List: \$689.00

w/Mesh Seat List: \$749.00

w/Leather Seat List: \$759.00

**FUNCTIONS:** Pneumatic Seat Height, 360-Degree Swivel, Tilt Lock, Tilt-Tension, Back Lock, Adjustable Seat/Back, High Performance Control, Back Depth Adjustment, Lumbar Support, Forward Seat Tilt, Sliding Seat, Height/Width Adjustable Arms



#8054ASNS  
Shown w/Fabric Seat



### MULTI-FUNCTION, MID BACK W/STANDARD BLACK BASE, BLACK MESH BACK AND ADJ. ARMS

#### 8054ASNS

Overall: 27½"W x 26¾"D x 37½"-44¼"H

Seat: 20⅞"W x 18⅞"D x 19⅞"-22⅞"H

w/Fabric or PVC Seat List: \$619.00

w/Mesh Seat List: \$679.00

w/Leather Seat List: \$689.00

**FUNCTIONS:** Pneumatic Seat Height, 360-Degree Swivel, Tilt Lock, Tilt-Tension, Back Lock, Back Height Adjustment, Back Depth Adjustment, Sliding Seat, Height/Width Adjustable Arms



Burgundy

Lime Green

Orange

**WHEN SELECTING FABRIC SEAT, MUST CHOOSE SEAT COLOR!**



Celestial Blue

Lime Green

Red



#8011ANS  
Shown w/Fabric Seat



### MESH BACK TASK CHAIR W/STANDARD BLACK BASE, BLACK MESH BACK AND ADJ. ARMS

#### 8011ANS

Overall: 25½"W x 25¾"D x 37½"-41"H

Seat: 20½"W x 19"D x 18½"-22"H

w/Fabric or PVC Seat List: \$519.00

w/Mesh Seat List: \$579.00

w/Leather Seat List: \$589.00

**FUNCTIONS:** Pneumatic Seat Height, 360-Degree Swivel, Swivel/Tilt Control, Tilt Lock, Tilt-Tension, Height Adjustable Arms

**LEATHER, VINYL AND MESH SEATS AVAILABLE!**



Leather Seat

Mesh Seat

### Upholstery In Stock:

Black (7700F9106), Basil (7700F9107), Navy Blue (7700F9114), Burgundy (7700F9132), Orange (7700F9170), Lime (7700F9179), Red (7700F9176), Celestial Blue (7700F9178), 7700PVC (Vinyl), 7700M (Mesh), 7700L (Leather)

CoolMesh Pro Collection  
by OfficeSource™

GUEST/NEST

MESH BACK NESTING CHAIR  
8094TNS

Overall: 24"W x 24¾"D x 38"H  
Seat: 18½"W x 19¼"D x 18⅝"H  
List: \$439.00

CHAIR OPTION  
(For 8094TNS)

Optional Chair  
Glides  
2700GLIDES  
List: \$35.00

VINYL SEAT  
OPTION!

FOR DETAILED  
INFORMATION  
(See Page 1)



## 8094TNS - Upholstery In Stock:

Black (94SEAT9106), Basil (94SEAT9107), Navy Blue (94SEAT9114), Burgundy (94SEAT9132), Orange (94SEAT9170), Lime (94SEAT9179), Red (94SEAT9176), Celestial Blue (94SEAT9178), Black Vinyl (94SEATPVC)

CoolMesh Collection  
by OfficeSource™

GUEST/STACK

STACKS  
HIGH  
↑MESH BACK STACKING CHAIR  
7944GNS

Overall: 25¼"W x 24⅞"D x 37"H  
Seat: 18½"W x 18½"D x 19"H  
List: \$379.00

CHAIR OPTION  
(For 7944GNS)

Optional Casters  
2700CASTERS  
(Set of 4)  
List: \$39.00



## 7944GNS - Upholstery In Stock:

Black (79SEAT9106), Basil (79SEAT9107), Navy Blue (79SEAT9114), Burgundy (79SEAT9132), Orange (79SEAT9170), Lime (79SEAT9179), Red (79SEAT9176), Celestial Blue (79SEAT9178), Black Vinyl (79SEATPVC)



CoolMesh Collection  
by OfficeSource™**COOLMESH NESTING CHAIR  
W/TITANIUM GRAY FRAME  
7794TNS**

Overall: 24"W x 23"D x 37"H  
Seat: 18½"W x 19"D x 19¼"H  
List: \$409.00

**ARMLESS COOLMESH  
NESTING CHAIR W/TITANIUM  
GRAY FRAME  
7774TNS**

Overall: 24"W x 23"D x 37"H  
Seat: 18½"W x 19"D x 19¼"H  
List: \$399.00

COOLMESH  
COLLECTION

**FOLDING  
& NESTING  
CAPABILITIES!**

**CHAIR OPTION**

(For 7794TNS, 7774TNS, 3074TNS &amp; 3094TNS)



**Optional Chair  
Glides  
2700GLIDES**  
List: \$35.00



**FOLDING & NESTING  
CAPABILITIES!**

Agenda Collection  
by OfficeSource™**NESTING CHAIR W/ARMS &  
CASTERS TITANIUM GRAY FRAME  
3094TNS**

Overall: 24"W x 20½"D x 34"H  
Seat: 18"W x 19"D x 19½"H  
List: \$339.00

**ARMLESS NESTING CHAIR  
W/CASTERS TITANIUM GRAY FRAME  
3074TNS**

Overall: 24"W x 20½"D x 34"H  
Seat: 18"W x 19"D x 19½"H  
List: \$309.00

**CoolMesh & Agenda - Upholstery In Stock:**

Black (94SEAT9106), Basil (94SEAT9107), Navy Blue (94SEAT9114), Burgundy (94SEAT9132), Orange (94SEAT9170), Lime (94SEAT9179), Red (94SEAT9176), Celestial Blue (94SEAT9178) & Black Vinyl (94SEATPVC)

AGENDA  
COLLECTION

## CoolMesh Collection

CUSTOM BUILD THESE CHAIRS!

by OfficeSource™

IN STOCK  
READY TO SHIP!  
OVER 50 COMBINATIONS!

## 1 CHOOSE CHAIR STYLE - 5 TO CHOOSE FROM

- (A) Multi-Function High Back - (7704ASNS)
- (B) Synchro High Back - (7701ANS)
- (C) Multi-Function Mid Back - (7754ASNS)
- (D) Swivel/Tilt High Back - (7721ANS)

## 2 CHOOSE CHAIR SEAT - 11 TO CHOOSE FROM

Leather or Vinyl Seat, Mesh Seat, Black, Basil, Blue, Burgundy, Orange, Lime, Red or Celestial Blue Fabric Seat.

## 3 TURN 7704ASNS, 7721ANS, 7701ANS INTO AN "EXECUTIVE" CHAIR BY ADDING OPTIONAL HEADREST - (List \$60.00)

## 4 CHAIRS ARE STANDARD WITH BLACK BASE. ADD MORE DESIGN APPEAL BY ADDING OPTIONAL ALUMINUM BASE - (List \$139.00)

## CoolMesh Multi-Function, High Back w/Seat Slider, Standard Black Base, Black Mesh Back &amp; Adj. Arms 7704ASNS

Overall: 25½"W x 26"D x 40½-44"H  
 Seat: 21"W x 19½"D x 18½-22"H  
 w/Fabric or PVC Seat List: \$639.00  
 w/Mesh Seat List: \$699.00  
 w/Leather Seat List: \$709.00

**Functions:** Pneumatic Seat Height, 360-Degree Swivel, Swivel/Tilt Control, Tilt Lock, Tilt-Tension, Back Lock, Adjustable Seat & Back, High Performance Control, Forward Seat Tilt, Sliding Seat, Height/Width Adjustable Arms

## BASE OPTIONS

Optional Aluminum Base  
ABASET

List: \$139.00

Soft Dual Wheel Casters  
CASTERSPU

List: \$39.00

## HEADREST OPTION

(For 7704ASNS,  
7701ANS & 7721ANS)

Headrest (Black)  
7000HR

List: \$60.00



## #7704ASNS

Shown w/Black Fabric Seat & Aluminum Base Option



## Upholstery In Stock:

**Fabric Seat:** 7700F9106 Black, 7700F9107 Basil, 7700F9114 Blue, 7700F9132 Burgundy, 7700F9170 Orange, 7700F9179 Lime, 7700F9176 Red & 7700F9178 Celestial Blue

**Vinyl Seat:** 7700PVC Black

**Leather Seat:** 7700L Black

**Mesh Seat:** 7700M Black

**Base Colors In Stock:** Black (Standard), Aluminum

WHEN SELECTING  
FABRIC SEAT, MUST  
CHOOSE SEAT COLOR!

## BUILD YOUR CUSTOM CHAIR BY CHOOSING SEAT BELOW!

## OFFICESOURCE® COOLMESH SEAT OPTIONS



Leather Seat: Black  
7700L



Vinyl Seat: Black  
7700PVC



Fabric Seat: Black  
7700F9106



Fabric Seat: Basil  
7700F9107



Fabric Seat: Navy  
Blue 7700F9114



Fabric Seat: Burgundy  
7700F9132



Mesh Seat: Black  
7700M

Optional Seat in  
Leather, Mesh, Black  
Fabric or Designer  
Colored Fabric Seat.



Fabric Seat: Orange  
7700F9170



Fabric Seat: Red  
7700F9176



Fabric Seat: Celestial Blue  
7700F9178



Fabric Seat: Lime  
7700F9179



## CoolMesh Collection by OfficeSource™



#7701ANS  
Shown w/Red Fabric Seat

### COOLMESH SYNCHRO, HIGH BACK W/BLACK FRAME

#### 7701ANS

Overall: 25½"W x 24"D x 40-44"H

Seat: 21"W x 19"D x 18-22"H

w/Fabric or PVC Seat List: \$549.00

w/Mesh Seat List: \$609.00

w/Leather Seat List: \$619.00

**FUNCTIONS:** Pneumatic Seat Height,  
360-Degree Swivel, Swivel/Tilt Control,  
Synchronous Control, Tilt Lock, Tilt-Tension,  
Height/Width Adjustable Arms



#7701ANS  
Shown w/Leather Seat



Celestial Blue

Lime Green

Red

Orange

### CoolMesh Collection - Upholstery In Stock:

Black (7700F9106), Basil (7700F9107), Navy Blue (7700F9114), Burgundy (7700F9132), Orange (7700F9170), Lime (7700F9179), Red (7700F9176), Celestial Blue (7700F9178), 7700PVC (Vinyl), 7700M (Mesh), 7700L (Leather)



#7754ASNS  
Shown w/Basil Fabric Seat

### COOLMESH MULTI-FUNCTION, MID BACK W/SEAT SLIDER & BLACK FRAME

#### 7754ASNS

Overall: 25½"W x 24½"D x 36-39"H

Seat: 21"W x 19"D x 18-22"H

w/Fabric or PVC Seat List: \$579.00

w/Mesh Seat List: \$639.00

w/Leather Seat List: \$649.00

**FUNCTIONS:** Pneumatic Seat Height,  
360-Degree Swivel, Tilt Lock, Tilt-Tension,  
Back Lock, Adjustable Seat/Back, Back Height  
Adjustment, High Performance Control,  
Forward Seat Tilt, Sliding Seat, Height/Width  
Adjustable Arms



#7754ASNS  
Shown w/Leather Seat



Celestial Blue

Black

Burgundy

**WHEN SELECTING  
FABRIC SEAT, MUST  
CHOOSE SEAT COLOR!**

## CoolMesh Collection by OfficeSource™

### COOLMESH SWIVEL TILT, HIGH BACK W/BLACK FRAME

#### 7721ANS

Overall: 24¾-26¾"W x 23¼"D x 41½-44¾"H

Seat: 20"W x 18½"D x 17¾-21¼"H

w/Fabric or PVC Seat List: \$499.00

w/Mesh Seat List: \$559.00

w/Leather Seat List: \$569.00

**FUNCTIONS:** Pneumatic Seat Height,  
360-Degree Swivel, Tilt Lock, Tilt-Tension,  
Synchronous Control, Height/Width Adj. Arms



#7721ANS

Shown w/Black Fabric Seat



#7721ANS

Shown w/Mesh Seat



Leather

Orange

Lime

Red

### CoolMesh & CoolMesh Basic Collection - Upholstery In Stock:

Black (7700F9106), Basil (7700F9107), Navy Blue (7700F9114), Burgundy (7700F9132), Orange (7700F9170), Lime (7700F9179), Red (7700F9176), Celestial Blue (7700F9178), 7700PVC (Vinyl), 7700M (Mesh), 7700L (Leather)

## CoolMesh Basic Collection by OfficeSource™

### COOLMESH BASIC TASK CHAIR W/ARMS & BLACK FRAME

#### 7621ANS

Overall: 25"W x 24"D x 36-41"H

Seat: 20"W x 18"D x 18-21¾"H

w/Fabric or PVC Seat List: \$439.00

w/Mesh Seat List: \$499.00

w/Leather Seat List: \$509.00

**FUNCTIONS:** Pneumatic Seat Height,  
360-Degree Swivel, Tilt Lock, Tilt-Tension,  
Back Height Adjustment, Height/Width  
Adjustable Arms



Ratchet Back

#7621ANS

Shown w/Black Fabric Seat



#7621ANS

Shown w/Leather Seat



Mesh

Burgundy

**WHEN SELECTING FABRIC SEAT,  
MUST CHOOSE SEAT COLOR!**





Ratchet  
Back

#7621AABLK



## CoolMesh Basic Collection by OfficeSource™

### COOLMESH BASIC TASK CHAIR W/ARMS & BLACK FRAME 7621AABLK

Overall: 25"W x 24"D x 36-41"H  
Seat: 20"W x 18"D x 18-21¼"H  
List: \$399.00

**FUNCTIONS:** Pneumatic Seat Height,  
360-Degree Swivel, Tilt Lock, Tilt-  
Tension, Back Height Adjustment,  
Height/Width Adjustable Arms

### MID BACK CHAIR, MESH BACK, BLACK UPHOLSTERED SEAT W/BLACK FRAME 7854BLK

Overall: 25½"W x 25"D x 38-43"H  
Seat: 20½"W x 19½"D x 20-25"H  
List: \$469.00

**FUNCTIONS:** Pneumatic Seat Height,  
360-Degree Swivel, Tilt Lock, Tilt-Tension,  
Height/Width Adjustable Arms

**7621AABLK & 7854BLK -  
Upholstery In Stock:**  
BLK Black Fabric Seat (PER-5806BLK)  
w/Black Mesh Back



#7854BLK



## Spice Collection by OfficeSource™




Chair Back



CHAIR OPTION  
(For 7854BLK)

**Optional Black Steel  
Spider Base  
SPIDERBASE**  
List: \$90.00



STACKS  
4  
HIGH  
Without Casters

#7804TGNS - Black Fabric

## CoolMesh Collection by OfficeSource™

### MESH BACK GUEST CHAIR W/ARMS W/TITANIUM GRAY FRAME 7804TGNS

Overall: 25"W x 24"D x 36"H  
Seat: 18"W x 19"D x 18"H  
List: \$329.00



#### CHAIR OPTION (For 7804TGNS)



(Set of 4)

**Optional Casters  
2700CASTERS**  
(Set of 4)  
List: \$39.00



#7804TGNS - Celestial Blue



#7804TGNS - Lime Green



#7804TGNS - Red



#7804TGNS - Orange

#### 7804TGNS - Upholstery In Stock:

Black (04SEAT9106), Basil (04SEAT9107), Blue (04SEAT9114), Burgundy (04SEAT9132),  
Orange (04SEAT9170), Lime (04SEAT9179), Red (04SEAT9176), Celestial Blue  
(04SEAT9178) & Black Vinyl (04SEATPVC)


**9 SEAT OPTIONS TO CHOOSE FROM!**



#12221

Burgundy Seat  
(PRI1803)

Chair Back



Chair Side

**FUNCTIONS:** 360-Degree Swivel, Tilt Lock, Tilt-Tension, Back Lock, Synchronous Control, High Performance Control, Lumbar Adjustment, Sliding Seat, Height/Width Adjustable Arms

## Prius Collection by OfficeSource™

**MESH, DELUXE TASK CHAIR  
W/BLACK FRAME**

**12221**

Overall: 26"W x 25½"D x 42¾-45½"H

Seat: 21"W x 19½"D x 19-21½"H

List: \$699.00

### Prius - Upholstery In Stock:

Burgundy, (PRI1803),  
Purple (PRI1806),  
Blue (PRI1802),  
Orange (PRI1807),  
Black (PRI1801),  
Charcoal (PRI1804),  
Silver (PRI1805)

### CHAIR SEAT UPHOLSTERY



Purple Seat (PRI1806)



Blue Seat (PRI1802)



Orange Seat (PRI1807)



Black Seat (PRI1801)




Charcoal Seat (PRI1804)



Silver Seat (PRI1805)

Optional  
Headrest#18921 -  
Green Mesh

Chair Back



Chair Side

## Engage Collection by OfficeSource™

**MESH, MID BACK TASK CHAIR  
W/CHROME FRAME**

**18921**

Overall: 25"W x 23½"D x 40¾-43¾"H

Seat: 20"W x 24½"D x 19½-23½"H

List: \$659.00

**FUNCTIONS:** Pneumatic Seat Height, 360-Degree Swivel, Synchronous Control, Sliding Seat, Height/Width Adjustable Arms

### 18921 - Upholstery In Stock:

**BLK** Black (QIA-EVOBLK),  
**GRN** Green (QIA-EVOGRN) Mesh




### UPHOLSTERY IN STOCK

(BLK) Black  
(QIA-EVOBLK)



(GRN) Green  
(QIA-EVOGRN)



### CHAIR OPTION

(For 18921)



### Optional Headrest

**18921HR**

(BLK, WHT or GRN)

List: \$60.00



## Sprint Collection

by OfficeSource™

This seating collection will add comfort, color and warmth to any office environment at an incredible price.

SPRINT COLLECTION



### TASK CHAIR W/BLACK FRAME 201

Overall: 23½"W x 24"D x 35-40"H  
Seat: 20"W x 20"D x 17½ - 22½"H  
List: \$259.00

**FUNCTIONS:** Pneumatic Seat Height, 360-Degree Swivel, Swivel/Tilt Control, Tilt Lock, Tilt-Tension



### SIDE CHAIR W/ARMS & BLACK FRAME 204

Overall: 23"W x 21¾"D x 38"H  
Seat: 19½"W x 19¾"D x 18"H  
List: \$249.00

#### UPHOLSTERY IN STOCK

(BLK) Black  
(PER-DW51BLK)

(GRN) Lemon Green  
(PER-DW89GRN)

(BLU) Blue  
(PER-DW59BLU)



#### Sprint - Upholstery In Stock:

BLK Black (PER-DW51BLK), BLU Blue (PER-DW59BLU), GRN Lemon Green (PER-DW89GRN) Upholstery Seat & Mesh Back

## Elan Collection

by OfficeSource™

Curved seat backs provides back support & comfort to this mesh back seating collection.



### TASK CHAIR W/ARMS & BLACK FRAME 251

Overall: 29½"W x 23"D x 35½-40"H  
Seat: 19¾"W x 18½"D x 18½-23"H  
List: \$289.00

**FUNCTIONS:** Pneumatic Seat Height, 360-Degree Swivel, Swivel/Tilt Control, Tilt Lock, Tilt-Tension

#### Elan - Upholstery In Stock:


BLK Black Upholstery Seat (PER-DW51BLK) w/Black Mesh Back



### SIDE CHAIR W/ARMS & BLACK FRAME 254

Overall: 24"W x 23¾"D x 36"H  
Seat: 19¾"W x 17¾"D x 18¼"H  
List: \$289.00

**UPHOLSTERY  
IN STOCK**  
(BLK) Black  
(PER-DW51BLK)



ELAN COLLECTION





#21621BLK

#21621SI

## Franklin Collection

by OfficeSource™

★ **NEW!**

### MESH SWIVEL CHAIR W/BLACK FRAME 21621

Overall: 23½"W x 19"D x 35-39"H  
 Seat: 19"W x 24"D x 17-20½"H  
 List: \$459.00

**FUNCTIONS:** Pneumatic Seat Height,  
 360-Degree Swivel, Swivel/Tilt Control

### MESH GUEST CHAIR ★ W/BLACK FRAME 21628

Overall: 22½"W x 19¾"D x 36¼"H  
 Seat: 19½"W x 18"D x 17¾"H  
 List: \$459.00

**Franklin - Upholstery In Stock:**  
**BLK** Black Mesh (PER-KM100),  
**SI** Silver Mesh (PER-KM142)



#21628SI



#21628BLK

## Crossway Collection

by OfficeSource™

★ **NEW!**

### MESH BACK TASK CHAIR ★ W/ARMS & CHROME BASE 620BLK

Overall: 25"W x 26½"D x 36½-40"H  
 Seat: 19"W x 17½"D x 18-21½"H  
 List: \$229.00

**FUNCTIONS:** Pneumatic Seat Height,  
 360-Degree Swivel, Tilt Lock, Tilt Tension

**620BLK - Upholstery In Stock:**  
**BLK** Black Leather-Soft Vinyl™  
 (NOR-CAREPLUSBLK) Seat  
 w/Mesh Back

### MESH, MID BACK W/BLACK FRAME 10021BLK

Overall: 26¼"W x 28"D x 37½-41¾"H  
 Seat: 19"W x 19½"D x 16¾-21½"H  
 List: \$379.00

**FUNCTIONS:** Pneumatic Seat Height,  
 360-Degree Swivel, Tilt Lock, Tilt-  
 Tension

**10021BLK - Upholstery In Stock:**  
**BLK** Black Bonded Leather  
 (PER-BL01) Seat w/Mesh Back



#620BLK



Gold Stars Indicate  
 Product New for 2018.

## Gallardo Collection

by OfficeSource™



#10021BLK



## Cade Collection by OfficeSource™

Modern features of breathable mesh back and ergonomic functions from Cade Collection will enhance your office aesthetics at an affordable price. Its nicely constructed waterfall seat is a synonym to comfort. The broad and breathable mesh back provides much needed assistance for those long hours at the office.



#44011ANS  
Blue Seat

### EXECUTIVE MESH BACK CHAIR W/BLACK FRAME 44011ANS

Overall: 24"W x 28"D x 38"-43"H  
Seat: 19½"W x 19"D x 18"-23"H  
List: \$369.00

**FUNCTIONS:** Pneumatic Seat Height, 360-Degree Swivel, Swivel/Tilt Control, Tilt Lock, Tilt-Tension, Height Adjustable Arms

**Cade - Upholstery In Stock:**  
BLK Black (PER-44SEATBLKF58),  
BLU Blue (PER-44SEATBLUF56),  
RED Red (PER-44SEATREDF66),  
GRY Gray (PER-44SEATGRYF55)



#44011ANS  
Red Seat



#44011ANS  
Gray Seat



#44011ANS  
Black Seat


## Artesa Collection by OfficeSource™



#11501

### Artesa - Upholstery In Stock:

BLK Black Air Mesh Seat (QIA-EVOMESH)  
w/White Mesh Back



Chair Back

ARTESA COLLECTIONS

Ready to Assemble



### MESH, BASIC TASK CHAIR W/PAINTED NYLON BASE & ARMS 11501

Overall: 25¾"W x 23½"D x 36¾-40¾"H  
Seat: 20"W x 19¾"D x 17¾-21½"H  
List: \$349.00

**FUNCTIONS:** Pneumatic Seat Height, 360-Degree Swivel, Swivel/Tilt Control, Tilt Lock, Tilt-Tension, Lumbar Adjustment, Height Adjustable Arms

### MESH, 3-PADDLE TASK CHAIR W/PAINTED NYLON BASE & ARMS 11503

Overall: 25¾"W x 23½"D x 36¾-40¾"H  
Seat: 20"W x 17¾"D x 17¾-21¼"H  
List: \$459.00

**FUNCTIONS:** Pneumatic Seat Height, 360-Degree Swivel, Swivel/Tilt Control, Tilt Lock, Tilt-Tension, Back Lock, Adjustable Seat & Back, Back Height Adjustment, Lumbar Adjustment, Height Adjustable Arms



#11503

## Heitz Collection

by OfficeSource™

**ARMLESS, MESH TASK CHAIR  
W/BLACK FRAME  
8601BLK**

Overall: 19¾"W x 22"D x 35-39¾"H  
 Seat: 19¾"W x 18"D x 17-22"H  
 List: \$279.00

**FUNCTIONS:** Pneumatic Seat Height,  
 360-Degree Swivel, Back Height  
 Adjustment

**ARMLESS, MESH TASK CHAIR  
W/BLACK FRAME  
8602BLK**

Overall: 19¾"W x 23"D x 35½-40¾"H  
 Seat: 19¾"W x 18½"D x 18½-23½"H  
 List: \$319.00

**FUNCTIONS:** Pneumatic Seat Height,  
 360-Degree Swivel, Tilt Lock, Back Lock,  
 Adjustable Seat & Back, Back Height  
 Adjustment

**Heitz - Upholstery In Stock:**

BLK Black Fabric Seat (PER-5806BLK)  
 w/Black Mesh Back (PER-PM91)



**CHAIR OPTION**  
 (For 8601 & 8602)

**OPTIONAL ADJUSTABLE  
 ARM KIT - Black**  
 301AK  
 List: \$100.00

## Torrance Collection

by OfficeSource™

**MESH BACK TASK CHAIR  
W/ARMS & BLACK FRAME  
3421A**

Overall: 24½"W x 25"D x 33"-37"H  
 Seat: 18½"W x 20"D x 17½"-21½"H  
 List: \$279.00

**FUNCTIONS:** Pneumatic Seat Height,  
 360-Degree Swivel, Tilt Lock, Tilt-Tension

**Torrance - Upholstery In Stock:**

BLK Black Mesh (PER-F58/M17),  
 BLU Blue Mesh (PER-F58/M19),  
 GRY Gray Mesh (PER-F58/M20)  
 Chair Backs w/Black Fabric Seat

**THREE BACK MESH COLORS  
 TO CHOOSE FROM!**



**NEW!**

## Luna Collection by OfficeSource™

### MID BACK MESH CHAIR WITH TWO-TONE FRAME & ALUMINUM BASE 88222AGRY

Overall: 27<sup>9</sup>/<sub>16</sub>"W x 24"D x 46<sup>7</sup>/<sub>8</sub>-51<sup>3</sup>/<sub>32</sub>"H  
 Seat: 17<sup>3</sup>/<sub>4</sub>-20"W x 16<sup>1</sup>/<sub>8</sub>-18<sup>1</sup>/<sub>8</sub>"D x 18<sup>1</sup>/<sub>2</sub>-20<sup>1</sup>/<sub>2</sub>"H  
 List: \$999.00

**FUNCTIONS:** Pneumatic Seat Height, 360-Degree Swivel, Tilt Lock, Tilt Tension, Synchronous Control, Lumbar Adjustment, Height Adjustable Arms

#### 88222AGRY - Upholstery In Stock:

Gray Mesh Back (PER-M60)  
 w/Black Fabric Seat (PER-F58)

#### STANDARD FEATURES

- Synchronized back & seat with five back positions
- Larger backrest angles for max reclining.
- High density foam
- Consistent lumbar support follows your waist all times.
- 3D Armrest with functions: height and pivot adjustments.



#88222AGRY

CHAIR  
BACK

CONSISTENT  
LUMBAR  
SUPPORT  
FOLLOWS  
YOUR WAIST  
ALL TIMES!

Height  
& Pivot  
Adjustments

## Serene Collection by OfficeSource™



CANTILEVER  
ARMS SIMPLY  
FLIP UP OUT  
OF THE WAY

CHAIR  
BACK

### TASK CHAIR W/BLACK FRAME S13MBVSLK

Overall: 25<sup>1</sup>/<sub>2</sub>"W x 26<sup>1</sup>/<sub>4</sub>"D x 37-41"H  
 Seat: 20<sup>1</sup>/<sub>2</sub>"W x 20"D x 17<sup>1</sup>/<sub>4</sub>-21<sup>1</sup>/<sub>4</sub>"H  
 List: \$299.00

**FUNCTIONS:** Pneumatic Seat Height, 360-Degree Swivel, Tilt Lock, Cantilever Arms



#S13MBVSLK

**S13MBVSLK - Upholstery In Stock:**  
 BLK Black (ANJ-SM001)



## Crossway Collection

by OfficeSource™

### EXECUTIVE HIGH BACK, MESH BACK, TASK CHAIR W/BLACK FRAME

**658BLK**

Overall: 28"W x 25"D x 38½-42"H  
Seat: 19½"W x 18½"D x 18-21½"H  
List: \$359.00

**FUNCTIONS:** Pneumatic Seat Height,  
360-Degree Swivel, Swivel/Tilt Control,  
Tilt Lock, Tilt-Tension, Height Adjustable Arms

### 658BLK - Upholstery In Stock:

BLK Black Upholstery Seat  
(NOR-MESHBLK)  
w/Black Mesh Back

### TASK CHAIR W/BLACK FRAME C12MBFSBLK

Overall: 25½"W x 25¼"D x 39¾-43"H  
Seat: 20½"W x 20½"D x 18½-21¾"H  
List: \$379.00

**FUNCTIONS:** Pneumatic Seat Height,  
360-Degree Swivel, Swivel/Tilt Control,  
Tilt Lock, Tilt-Tension, Knee Tilt Control,  
Height Adjustable Arms

**Costa - Upholstery In Stock:**  
BLK Black (ANJ-M001)

## Costa Collection

by OfficeSource™



★ Gold Stars Indicate  
Product New for 2018.



## Plexus Collection

by OfficeSource™

★ **NEW!**  
SERIES

### ALL MESH TASK CHAIR ★ W/ARMS & BLACK BASE P14MBFSBLK

Overall: 25½"W x 27"D x 36½-40½"H  
Seat: 19¼"W x 19¾"D x 18½-22"H  
List: \$399.00

**FUNCTIONS:** Pneumatic Seat Height,  
360-Degree Swivel, Tilt Lock, Tilt-Tension

**P14MBFSBLK -  
Upholstery In Stock:**  
Black Mesh Seat & Back  
(ANJ-TMB001)

### MESH BACK TASK CHAIR ★ W/ARMS & BLACK BASE P11MBFSBLK

Overall: 25"W x 24½"D x 37-41"H  
Seat: 20½"W x 20"D x 18-22"H  
List: \$269.00

**FUNCTIONS:** Pneumatic Seat Height,  
360-Degree Swivel, Tilt Lock, Tilt-Tension

**P11MBFSBLK -  
Upholstery In Stock:**  
Black Mesh Back w/Black  
Fabric Seat (ANJ-SMB001)





## Spice Collection by OfficeSource™



Seat Height:  
26-36"H



### CHAIR OPTIONS (For 7851NS)



**OPTIONAL ADJ.  
ARM KIT - Black**  
311AK  
List: \$100.00

### ARMLESS, MESH BACK TASK STOOL W/BLACK UPHOLSTERED SEAT, FOOTRING & TITANIUM STEEL BASE 7851NS

Overall: 24½"W x 25"D x 44½-54½"H  
Seat: 20½"W x 19½"D x 26-36"H  
Fabric or PVC Seat List: \$459.00  
Mesh Seat List: \$519.00  
Leather Seat List: \$529.00

**FUNCTIONS:** Pneumatic Seat Height,  
360-Degree Swivel



#7851NS  
w/Blue Seat



#7851NS  
w/Lime Seat



#7851NS  
w/Orange Seat



#7851NS  
w/Red Seat

**Spice & CoolMesh - Upholstery In Stock:** Black (7700F9106), Basil (7700F9107), Navy Blue (7700F9114), Burgundy (7700F9132), Orange (7700F9170), Lime (7700F9179), Red (7700F9176), Celestial Blue (7700F9178), 7700PVC (Vinyl), 7700M (Mesh), 7700L (Leather)

## CoolMesh Pro Collection

by OfficeSource™



Seat Height:  
28⅞-33½"H

### MESH BACK TASK STOOL, UPHOLSTERED SEAT & ADJUSTABLE ARMS W/FOOTRING & TITANIUM STEEL BASE

8051ANS

Overall: 25½"W x 25¾"D x 41-49¾"H  
Seat: 20½"W x 19"D x 28⅞-33½"H  
Fabric or PVC Seat List: \$629.00  
Mesh Seat List: \$689.00  
Leather Seat List: \$699.00

**FUNCTIONS:** Pneumatic Seat Height,  
360-Degree Swivel



**WHEN SELECTING  
FABRIC SEAT, MUST  
CHOOSE SEAT COLOR!**

### BUILD YOUR CUSTOM CHAIR BY CHOOSING SEAT BELOW!

#### OFFICESOURCE® COOLMESH SEAT OPTIONS



Fabric Seat: Black  
7700F9106



Fabric Seat: Basil  
7700F9107



Fabric Seat: Navy Blue  
7700F9114



Fabric Seat: Burgundy  
7700F9132



Fabric Seat: Orange  
7700F9170



Fabric Seat: Lime  
7700F9179



Fabric Seat: Red  
7700F9176



Fabric Seat: Celestial Blue  
7700F9178



Vinyl Seat: Black  
7700PVC



Leather Seat: Black  
7700L



Mesh Seat: Black  
7700M

**FOR DETAILED INFORMATION  
(See Page 1)**



**CHAIR  
OPTIONS**  
(For 8601 & 8602)

**OPTIONAL ADJ.  
ARM KIT - Black**  
301AK  
List: \$100.00

## Heitz Collection

by OfficeSource™

### ARMLESS, MESH TASK CHAIR W/BLACK FRAME

**8601SKBLK**

Overall: 19¾"W x 22"D x 35-39¾"H

Seat: 19¾"W x 18"D x 24-29"H

List: \$359.00

**FUNCTIONS:** Pneumatic Seat Height,  
360-Degree Swivel, Back Height Adjustment

### ARMLESS, MESH TASK CHAIR W/BLACK FRAME

**8602SKBLK**

Overall: 19¼"W x 22¾"D x 35½-40¾"H

Seat: 19¼"W x 18½"D x 25½-30½"H

List: \$399.00

**FUNCTIONS:** Pneumatic Seat Height,  
360-Degree Swivel, Articulating Seat & Back,  
Back Height Adjustment



### Heitz - Upholstery In Stock:

BLK Black Fabric Seat (PER-580BLK)  
w/Black Mesh Back (PER-PM91)

## Torrance Collection


by OfficeSource™

## Effort Collection

by OfficeSource™



**3451A FABRICS  
IN STOCK:**



**BONDED  
LEATHER!**

### MESH BACK TASK STOOL, UPHOLSTERED SEAT W/FOOTRING & BLACK BASE

**3451A**

Overall: 24½"W x 25"D x 43⅜-51⅝"H

Seat: 18½"W x 20"D x 27-35½"H

List: \$389.00

**FUNCTIONS:** Pneumatic Seat Height,  
360-Degree Swivel

### Torrance - Upholstery In Stock:

BLK Black Mesh (PER-F58/M17) or BLU Blue Mesh  
(PER-F58/M19) Chair Backs w/Black Fabric Seat

### BLACK LEATHER ARMLESS DELUXE POSTURE CHAIR W/FOOTRING & BLACK FRAME

**316FR**

Overall: 25"W x 25"D x 44½-49½"H

Seat: 20"W x 18"D x 26½-31½"H

List: \$269.00

**FUNCTIONS:** Pneumatic Seat Height,  
360-Degree Swivel, Back Depth Adj.

### 316FR - Upholstery In Stock:

Black Bonded Leather  
(NOR-LTHRPLUSBLK)



### CHAIR OPTIONS (For 316)



**OPTIONAL  
ARM KIT**  
**B909JARM**  
Height/Width  
Adjustable - Black  
B909JARM  
List: \$89.00



## ★ **NEW!** Comet Collection by OfficeSource<sup>™</sup>



#48914

**IDEAL FOR  
HOSPITALITY  
ENVIRONMENTS!**

### ADJUSTABLE HEIGHT STOOL W/CHROME BASE 48914

Overall: 21¾"W x 24"D x 41¾-47½"H  
Seat: 24½"W x 20½"D x 41¾-47½"H  
List: \$529.00

**FUNCTIONS:** Pneumatic Seat Height, 360-Degree Swivel

**Upholstery In Stock:**  
Black Bonded Leather  
(LF-BONDLTHR)



#345BLK

### MEDICAL STOOL (WITH BACKREST) W/POLISHED CHROME BASE 345BLK

Overall: 25"W x 25"D x 33½-39½"H  
Seat: 16" Diameter x 20½-26½"H  
List: \$239.00

**FUNCTIONS:** Pneumatic Seat Height, 360-Degree Swivel

**Vinyl Stools - In Stock:** BLK Black (NOR-CAREPLUSBLK)

### MEDICAL STOOL W/POLISHED CHROME BASE 343BLK

Overall: 25"W x 25"D x 20½-26½"H  
Seat: 16" Diameter x 20½-26½"H  
List: \$199.00

**FUNCTIONS:** Pneumatic Seat Height, 360-Degree Swivel



#343BLK

## Sleek Stool by OfficeSource<sup>™</sup>



#2994BLK

### FABRIC GUEST STOOL W/ARMS & BLACK FRAME 2994BLK

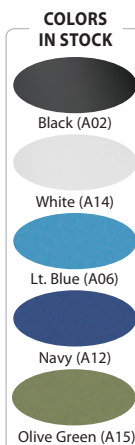
Overall: 25½"W x 26¾"D x 44½"H  
Seat: 18½"W x 18½"D x 30½"H  
List: \$349.00

## Rise Stool by OfficeSource<sup>™</sup>



#3085STOOL

**Colors In Stock:** BLK Black (A02),  
WHT White (A14), BLU Light Blue  
(A06), NAV Navy (A12), GRN Olive  
Green (A15).



**2994BLK -  
Upholstery  
In Stock:**  
BLK Black Fabric  
(PER-9106BLK)

**POLYURETHANE STOOL W/  
FOOTREST & CHROME BASE  
3085STOOL**  
Overall: 20"W x 25"D x 43½"H  
Seat: 18"W x 17"D x 29"H  
List: \$229.00

**CHAIR DOLLY - Black  
3085DOLLY**  
(For 3085STOOL & 3055BLK)  
22¾"W x 25"D x 12"H  
List: \$119.00  
**Note:** Not Pictured

## Sit/Stand Stool by OfficeSource<sup>™</sup>

**IDEAL FOR ADJUSTABLE  
HEIGHT DESKS!**



#18521BLK

### ADJUSTABLE HEIGHT STOOL W/BLACK BASE 18521BLK

Overall: 22"W x 17½"D x 24½-34½"H  
Seat: 15"W x 16"D x 20½-30¼"H  
List: \$299.00

**Upholstery In Stock:**  
BLK Black Air Mesh  
(QIA-EVOMESH)

## Bleecker Street Collection by OfficeSource™

**Innovative and functional designs perfect for the contemporary break room.**

Modern bentwood seat chair that follows the shape of the user's back, giving optimal comfort. Heavy-gauge steel bases with footrest on stools.



#ST198




#ST197

## BLEECKER - FINISHES IN STOCK

White (WHT)

Modern Walnut (MW)

Espresso (ES)

CAFÉ HEIGHT, HIGH BACK  
WOOD STOOL, HAND HOLE IN  
BACK W/CHROME BASE  
ST198

Overall: 17"W x 22½"D x 44¾"H  
Seat: 17"W x 17¼"D x 29½"H  
List: \$369.00

CAFÉ HEIGHT, LOW BACK  
WOOD STOOL W/CHROME BASE  
ST197

Overall: 18"W x 21½"D x 34½"H  
Seat: 16½"W x 18"D x 29½"H  
List: \$369.00

## Bleecker - Finishes In Stock:

WHT White, MW Modern Walnut, ES Espresso



## Loft Collection by OfficeSource™ ★ NEW!



#4030BLK

LADDER BACK SWIVEL ★  
BARSTOOL W/BLACK FRAME  
4030BLK

Overall: 18"W x 19"D x 44"H  
Seat: 18"W x 18"D x 30"H  
List: \$399.00

4030BLK - Upholstery  
In Stock: BLK Black Vinyl



Gold Stars Indicate  
Product New for 2018.

**Loft Collection - Features Include:** Powder coated & weather resistant; 52 stainless ball bearing encased swivel; Patented nylon glides containing an additive as dense as glass for lifetime floor protection.



#C8C1BLK

BACKLESS BAR STOOL  
W/CHROME FRAME ★  
C8C1BLK

Overall: 14½"Dia x 30"H  
Seat: 14½"Dia x 4"H  
List: \$299.00

C8C1BLK -  
Upholstery In Stock:  
BLK Black Vinyl

**IDEAL FOR BREAKROOMS,  
RESTAURANTS & MORE!**



## Bleecker Street Collection

by OfficeSource™

**Innovative and functional designs perfect for the contemporary break room.** Modern bentwood seat chair that follows the shape of the user's back, giving optimal comfort. Heavy-gauge steel bases with footrest on stools.



## BLEECKER STREET - FINISHES IN STOCK:

White (WHT)

Modern Walnut (MW)

Espresso (ES)

**WOOD STACK CHAIR  
W/CHROME BASE  
180**

Overall: 17"W x 16¾"D x 34¾"H  
Seat: 17"W x 16¾"D x 18½"H  
List: \$249.00

**WOOD STACK CHAIR, HAND  
HOLE IN BACK W/CHROME BASE  
198C**

Overall: 17"W x 22½"D x 33½"H  
Seat: 17"W x 17¼"D x 18½"H  
List: \$269.00

**Bleecker - Finishes In Stock:**

WHT White, MW Modern Walnut, ES Espresso

Reese Collection  
by OfficeSource™★ **NEW!**Loft  
Collection  
by OfficeSource™

#4018BLK

**LADDER BACK DINING CHAIR  
W/BLACK WRINKLE STEEL FRAME  
4018BLK**

Overall: 17"W x 17"D x 31"H  
Seat: 17"W x 16"D x 18"H  
List: \$249.00

**Please Note:**  
Not Stackable

**4018BLK - Upholstery In Stock:**  
BLK Black Vinyl



#STK1BLK

**SQUARE BACK STACKER  
W/BLACK METAL FRAME  
STK1BLK**

Overall: 17"W x 21"D x 33"H  
Seat: 16"W x 16"D x 18"H  
List: \$99.00

**Upholstery In Stock:**  
BLK Black Vinyl



#STK2BLK

**ROUND BACK STACKER  
W/BLACK METAL FRAME  
STK2BLK**

Overall: 17"W x 21"D x 35"H  
Seat: 16"W x 16"D x 18"H  
List: \$119.00

**Upholstery In Stock:**  
BLK Black Vinyl

**Features Include:** High density 2" thick seat cushions; Nylon rocker glides & stack bumpers; Baked powder epoxy frame finish with 16 gauge steel tubing; Concealed hardware.

**STACKER CHAIR DOLLY  
STKDOLLY**

20"W x 32½"D x 48"H  
• Stack 12 High  
List: \$279.00

**Finish In Stock:**  
Black



**STACKS  
HIGH**  
On Dolly

#STKDOLLY



**BIG  
&TALL**  
WEIGHT  
CAPACITY  
500 LBS!

## Big & Tall Stack by OfficeSource<sup>™</sup>

### BIG-N-TALL STACKING CHAIR W/ARMS - 3.5" SEAT CUSHION HTB1041

Overall: 25½"W x 25"D x 35½"H  
Seat: 21"W x 15"D  
List: \$369.00



### BIG-N-TALL ARMLESS STACKING CHAIR W/3.5" SEAT CUSHION HTB1040

Overall: 21"W x 25"D x 35½"H  
Seat: 21"W x 15"D  
List: \$329.00



**BIG  
&TALL**  
WEIGHT  
CAPACITY  
500 LBS!

STACKS  
H  
I  
G  
H  
4

**HEALTHCARE ANTIMICROBIAL  
VINYL UPHOLSTERY!**

**Big & Tall - Upholstery/Frame In Stock:**  
(3906) Black Healthcare Antimicrobial Vinyl,  
(KFI-3906BLK) w/Sandtex Black (SB) Frame

FOR DETAILED INFORMATION (See Page 1)

**BIG  
&TALL**



## Roster Collection by OfficeSource<sup>™</sup>

**WATERFALL SEAT FRONT  
(HELPS WITH CIRCULATION)**



### STACKING SIDE CHAIR W/ARMS & BLACK FRAME 1159ONX

• Ships RTA  
Overall: 23½"W x 23"D x 30½"H  
Seat: 18"W x 18"D x 18"H  
List: \$135.00



**Upholstery In Stock:**  
Onyx (NOR-BL0084)

### ARMLESS STACKING SIDE CHAIR W/BLACK FRAME 1158ONX

• Ships RTA  
Overall: 23½"W x 23"D x 30½"H  
Seat: 18"W x 18"D x 18"H  
List: \$119.00



**Upholstery In Stock:**  
Onyx (NOR-BL0084)

### STACKING SIDE CHAIR W/ARMS & BLACK FRAME 1157BLK

• Ships RTA  
Overall: 23½"W x 23"D x 30½"H  
Seat: 18"W x 18"D x 18"H  
List: \$135.00



**Upholstery In Stock:**  
BLK Black Leather-Soft Vinyl<sup>™</sup>  
(NOR-CAREPLUSBLK)

### ARMLESS STACKING SIDE CHAIR W/BLACK FRAME 1156BLK

• Ships RTA  
Overall: 23½"W x 23"D x 30½"H  
Seat: 18"W x 18"D x 18"H  
List: \$119.00



**Upholstery In Stock:**  
BLK Black Leather-Soft Vinyl<sup>™</sup>  
(NOR-CAREPLUSBLK)

#### UPHOLSTERY IN STOCK

Onyx (NOR-BL0084)



#### UPHOLSTERY IN STOCK

(BLK) Black Leather-Soft  
Vinyl<sup>™</sup> (NOR-CAREPLUSBLK)





STACKS  
4 HIGH  
Without Casters



#2804G



## Regal Collection by OfficeSource™

### SIDE CHAIR W/ARMS & BLACK FRAME

#2804G

Overall: 24½"W x 24½"D x 32½"H

Seat: 18¼"W x 19"D x 18½"H

List: \$259.00

### ARMLESS SIDE CHAIR W/BLACK FRAME

#2820G

Overall: 20"W x 24½"D x 32½"H

Seat: 18¼"W x 19"D x 18½"H

List: \$239.00

### Regal - Upholstery In Stock:

BLK Black Seat & Back  
(PER-9106BLK)

### CHAIR OPTION

(For 2804G &amp; 2820G)



(Set of 4)

### OPTIONAL CASTERS

2700CASTERS

List: \$39.00



#2820G

Shown with  
Optional Casters



**GREAT FOR... GUEST,  
LOBBY & EDUCATIONAL  
ENVIRONMENTS!**

STACKS  
4 HIGH  
Without Casters



#2904TGBLK

## Advanced Collection by OfficeSource™

### GUEST CHAIR W/ARMS W/TITANIUM GRAY FRAME

#2904TGBLK

Overall: 25½"W x 24"D x 32½"H

Seat: 18½"W x 19"D x 18"H

List: \$309.00

### 2904TGBLK - Upholstery In Stock:

BLK Black Fabric (PER-9106BLK)



### CHAIR OPTION

(For 2904TGBLK)



(Set of 4)

### OPTIONAL CASTERS

2700CASTERS

List: \$39.00



#2904TGBLK

Shown with  
Optional Casters

## Carson Collection

by OfficeSource™



#18929

**EXTRA THICK  
SEAT CUSHION!**

**STACKS  
4  
HIGH**

### GUEST ARM CHAIR W/BLACK FRAME 18929

Overall: 25"W x 23¼"D x 33¼"H  
Seat: 20"W x 20½"D x 19¾"H  
List: \$299.00

**Carson - Upholstery**  
**In Stock:**  
BLK Black Air Mesh  
(QIA-EVOMESH)



#18929

*Shown with  
Optional Casters*

## Levy Collection

by OfficeSource™



#1022BLK

**STACKS  
4  
HIGH**

### CHAIR OPTION (For 18929)

**OPTIONAL  
CASTERS**  
**18929CASTERS**  
List: \$39.00

**WATERFALL  
SEAT FRONT  
(GREAT FOR  
CIRCULATION)**



### GUEST STACK CHAIR W/ARMS & BLACK FRAME 1022BLK

• Ships RTA  
Overall: 23½"W x 23"D x 30½"H  
Seat: 18"W x 18"D x 18"H  
List: \$139.00

**Levy - Upholstery In Stock:**  
BLK Black Leather-Soft Vinyl™  
(NOR-CAREBLK)



#1029BLK

**STACKS  
4  
HIGH**

## Crossway Collection

by OfficeSource™

### SIDE CHAIR W/BLACK FRAME 1029BLK

Overall: 24"W x 24"D x 33"H  
Seat: 18"W x 18"D x 19½"H  
List: \$149.00



### ARMLESS SIDE CHAIR W/BLACK FRAME 1028BLK

Overall: 24"W x 24"D x 33"H  
Seat: 18"W x 18"D x 19½"H  
List: \$139.00



#1028BLK

**STACKS  
4  
HIGH**

**MESH UPHOLSTERY... ALLOWS AIR TO  
PASS THROUGH, PREVENTING BODY  
HEAT & MOISTURE TO BUILD UP.**

**FOR DETAILED INFORMATION**  
(See Page 1)



*Items on this page may  
be shipped by a small  
package carrier.*

**Crossway - Upholstery In Stock:**  
BLK Black Upholstery Seat (NOR-MESHBK)  
w/Black Mesh Back





## Casi Collection

by OfficeSource™

### ARMLESS GUEST/SIDE CHAIR W/BLACK FABRIC SEAT & TITANIUM GRAY FRAME 2794TGBLK

Overall: 25"W x 21"D x 34"H  
Seat: 18½"W x 19½"D x 18"H  
List: \$229.00

### GUEST/SIDE CHAIR W/ARMS BLACK FABRIC SEAT & TITANIUM GRAY FRAME 2894TGBLK

Overall: 25"W x 21"D x 34"H  
Seat: 18½"W x 19½"D x 18"H  
List: \$249.00

**Casi - Upholstery In Stock:**  
BLK Black Fabric (PER-9106BLK)

#### CHAIR OPTION (For 2794TG & 2894TG)



**OPTIONAL CASTERS**  
2700CASTERS  
List: \$39.00

CASI COLLECTION



## Parson Collection

by OfficeSource™

### MICRO MESH BACK SIDE CHAIR W/ARMS 3128GNS

**3128GNSTEK**  
Overall: 22¼"W x 22¼"D x 33¾"H  
Seat: 19"W x 18½"D x 18¼"H  
Fabric List: \$239.00  
Leathertek List: \$249.00

### ARMLESS MICRO MESH BACK SIDE CHAIR 3129GNS

**3129GNSTEK**  
Overall: 22¼"W x 22¼"D x 33¾"H  
Seat: 19"W x 18½"D x 18¼"H  
Fabric List: \$229.00  
Leathertek List: \$239.00

**Parson - Upholstery In Stock:**  
BLK Black (PER-BLK58), BLU Blue (PER-BLUF56),  
RED Red (PER-REDF66), GRY Gray (PER-GRYF55),  
TEK Black Leathertek (PER-PU15BLK)  
w/Black Mesh Back



PARSON COLLECTION



Shown w/Black Leathertek Seat & Optional Casters

**NOTE:** Can't be stacked w/Casters



#### CHAIR OPTION (For 3128 & 3129)



**OPTIONAL CASTERS**  
2700CASTERS  
List: \$39.00



**NOTE:** Can't be stacked w/Casters

Shown w/Fabric Seat & Optional Casters

## Stacked Seating by OfficeSource™



**GREAT VALUE...**  
**SEVERAL COLORS TO CHOOSE FROM!**



**CHAIR DOLLY - Black**  
**3080DOLLY**  
(For 3081 & 3080)  
23"W x 19"D x 35-39"H  
List: \$119.00

**GANGING  
HARDWARE INCLUDED**

**Stacked Seating - Colors In Stock:** BLK Black (A02), NAV Navy (A12), BLU Light Blue (A06), GRN Olive Green (A15), WHT White (A14)

Tower Collection  
by OfficeSource™

OfficeSource® Stack Seating offers an excellent option whether you are outfitting an auditorium, dining hall or classroom. The heavy duty construction combined with stylish design ensures these chairs are built to be both durable and comfortable.

**STACKABLE SIDE CHAIR  
W/CHROME FRAME**  
**SC1400BLK**

Overall: 18½"W x 18"D x 32½"H  
Seat: 18½"W x 18"D x 18"H  
List: \$139.00



**CHAIR DOLLY**  
**D100**

• (For SC1400BLK)  
• Stack 16 High  
22"W x 23"D x 19"H  
List: \$129.00



STACKS  
16 HIGH







### Mario Seating by OfficeSource™

**GANGING  
HARDWARE INCLUDED!**



#6070BLKTEK

#### ARMLESS STACKABLE SIDE CHAIR, ALL BLACK W/BLACK FRAME 6070BLKTEK

Overall: 20"W x 20¼"D x 31⅝"H  
Seat: 18"W x 16⅜"D x 17⅞"H  
List: \$169.00



#6070BLKWHT

#### ARMLESS STACKABLE SIDE CHAIR, WHITE BACK & BLACK SEAT W/BLACK FRAME 6070BLKWHT

Overall: 20"W x 20¼"D x 31⅝"H  
Seat: 18"W x 16⅜"D x 17⅞"H  
List: \$169.00



**STACKS  
6  
HIGH**



#6070DOLLY

**6070BLKTEK Color Instock:**  
TEK Black Plastic Back w/Black Vinyl Seat

**6070BLKWHT Color Instock:**  
WHT White Plastic Back w/Black Plastic Seat

#### CHAIR DOLLY - GRAY


6070DOLLY  
(For 6070 Chairs)  
17"W x 30"D x 24¼"H  
List: \$119.00



Gold Stars Indicate  
Product New for 2018.

**STACKS  
12  
HIGH  
ON DOLLY**





#7804TGNS - Black Fabric

**7804TGNS - Upholstery In Stock:**

Black (04SEAT9106), Basil (04SEAT9107), Blue (04SEAT9114), Burgundy (04SEAT9132), Orange (04SEAT9170), Lime (04SEAT9179), Red (04SEAT9176), Celestial Blue (04SEAT9178) & Black Vinyl (04SEATPVC)

## CoolMesh Collection

by OfficeSource™

9 SEAT OPTIONS TO CHOOSE FROM!

### MESH BACK GUEST CHAIR W/ARMS 7804TGNS

Overall: 25"W x 24"D x 36"H

Seat: 18"W x 19"D x 18"H

List: \$329.00



\*Also on pg. 177

**CHAIR OPTION**

(For 7804TGNS)

**Optional Casters****2700CASTERS**

(Set of 4)

List: \$39.00

#7944GNS  
Shown w/Black  
Fabric Seat**7944GNS - Upholstery In Stock:**

Black (79SEAT9106), Basil (79SEAT9107), Navy Blue (79SEAT9114), Burgundy (79SEAT9132), Orange (79SEAT9170), Lime (79SEAT9179), Red (79SEAT9176), Celestial Blue (79SEAT9178), Black Vinyl (79SEATPVC)

## CoolMesh Collection

by OfficeSource™

### MESH BACK STACKING CHAIR 7944GNS

Overall: 25¼"W x 24½"D x 37"H

Seat: 18½"W x 18½"D x 19"H

List: \$379.00



\*Also on pg. 172

**CHAIR OPTION**

(For 7944GNS)

**Optional Casters****2700CASTERS**

(Set of 4)

List: \$39.00





FOLDING & NESTING  
CAPABILITIES!

## Agenda Collection

by OfficeSource<sup>™</sup>



#3094TNS  
Shown w/Black  
Fabric Seat

### NESTING CHAIR W/ARMS & CASTERS TITANIUM GRAY FRAME 3094TNS

Overall: 24"W x 20½"D x 34"H  
Seat: 18"W x 19"D x 19½"H  
List: \$339.00

### ARMLESS NESTING CHAIR W/CASTERS TITANIUM GRAY FRAME 3074TNS

Overall: 24"W x 20½"D x 34"H  
Seat: 18"W x 19"D x 19½"H  
List: \$309.00



#3074TNS  
Shown w/Black  
Fabric Seat

### Agenda - Upholstery In Stock:

Black (94SEAT9106), Basil (94SEAT9107), Navy Blue (94SEAT9114), Burgundy (94SEAT9132), Orange (94SEAT9170), Lime (94SEAT9179), Red (94SEAT9176), Celestial Blue (94SEAT9178) & Black Vinyl (94SEATPVC)



Celestial Blue

Lime Green

Red

Orange

AGENDA  
COLLECTION



\*Also on pg. 173



#8094TNS  
Shown w/Black  
Fabric Seat

## CoolMesh Pro Collection

by OfficeSource<sup>™</sup>

### MESH BACK NESTING CHAIR 8094TNS

Overall: 24"W x 24¾"D x 38"H  
Seat: 18½"W x 19¼"D x 18¾"H  
List: \$439.00



\*Also on pg. 172

VINYL SEAT  
OPTION!

### CHAIR OPTION (For 8094TNS)



(Set of 4)

OPTIONAL CHAIR  
GLIDES  
2700GLIDES  
List: \$35.00



#8094TNS  
Shown w/Black  
Vinyl Seat



Celestial Blue

Lime Green

Red

Orange

### 8094TNS - Upholstery In Stock:

Black (94SEAT9106), Basil (94SEAT9107), Navy Blue (94SEAT9114), Burgundy (94SEAT9132), Orange (94SEAT9170), Lime (94SEAT9179), Red (94SEAT9176), Celestial Blue (94SEAT9178), Black Vinyl (94SEATPVC)

FOR DETAILED  
INFORMATION  
(See Page 1)



**CUSTOM BUILD THESE CHAIRS!**

**SELECT YOUR SEAT OPTION 9 TO CHOOSE FROM!**

## CoolMesh Collection

by OfficeSource™

**COOLMESH NESTING CHAIR  
W/TITANIUM GRAY FRAME  
7794TNS**

Overall: 24"W x 23"D x 37"H  
Seat: 18½"W x 19"D x 19¼"H  
List: \$409.00

**ARMLESS COOLMESH  
NESTING CHAIR W/TITANIUM  
GRAY FRAME  
7774TNS**

Overall: 24"W x 23"D x 37"H  
Seat: 18½"W x 19"D x 19¼"H  
List: \$399.00

COOLMESH  
COLLECTION

\*Also on pg. 173

**CHAIR OPTION**

(For 7794TNS, 7774TNS, 3074TNS &amp; 3094TNS)



**Optional Chair  
Glides  
2700GLIDES**  
List: \$35.00



**FOLDING  
& NESTING  
CAPABILITIES!**

Optional  
Tablet Arm

## Triumph Collection

by OfficeSource™

**ARMLESS FLEX BACK NESTING  
CHAIR W/CASTERS & BLACK FRAME  
90094NS**

Overall: 23⅞"W x 21½"D x 33⅞"H  
Seat: 19"W x 16¼"D x 18⅞"H  
List: 489.00

**OPTIONAL PLASTIC  
ARM RESTS  
90094BLK**


List: 50.00

**OPTIONAL ALUMINUM  
TABLET ARM  
90094TBLK**

List: 200.00

**Triumph - Upholstery In Stock:**

Gray Mesh Back w/BLK Black (F58), BLU Blue (F56), GRAY Gray (F55), or RED Red Seat (F66) Cushion.



Gold Stars Indicate  
Product New for 2018.



# CLASSROOM

## STACKING & FOLDING CHAIRS



## 8900 Series UPHOLSTERED STACK CHAIRS

Upholstered stack chairs in a complete spectrum of styles, colors and finishes. Virco's got you covered with four popular models. Two of these chairs (models 8915 & 8925) give you a 2" crown seat with high-density foam for extra comfort, while the remaining two are outfitted with a 2" dome seat. **Choose from 4 Models, 3 Frame Finishes and 16 Upholstery Options.**

**Please Note:** All chairs priced per chair, but sold 4 per carton.



**2" CROWN SEAT**  
**SO8915**  
18"W x 22"D x 35½"H  
List: \$175.00 ea.

**2" DOME SEAT**  
**SO8917**  
18"W x 22"D x 35½"H  
List: \$169.00 ea.

**2" CROWN SEAT**  
**SO8925**  
18"W x 22"D x 34½"H  
List: \$176.00 ea.

**2" DOME SEAT**  
**SO8926**  
18"W x 22"D x 34½"H  
List: \$170.00 ea.

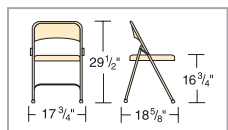
### CHAIR CART

**CHAIR CART**  
**SOHCT789**  
• Char Black Finish  
List: \$615.00



**VIRCO 10 YEAR WARRANTY**

## Folding Chairs METAL & UPHOLSTERED



**ALL METAL  
FOLDING CHAIR**  
**SO162**  
• Front & rear leg braces  
List: \$83.00 ea.

**VINYL  
FOLDING CHAIR**  
**SO168**  
• Padded seat and back  
List: \$122.00 ea.

**FABRIC FOLDING CHAIR**  
**SO188**  
• Extra thick padded seat & back  
List: \$127.00 ea.

**Please Note:** All chairs priced per chair, but sold 4 per carton.

**#162 - COLORS AVAILABLE:**



**#168  
SHOWN IN:**



**#188  
SHOWN IN:**



### 8900 SERIES - UPHOLSTERIES & FRAMES AVAILABLE:


**FABRIC Options: SEDONA FABRIC**



**VINYL Options: LINEN VINYL**



**FRAME Finishes:**



**ADDITIONAL FRAME/VINYL  
(FOR MODEL 8926)**



\* Linen and Ultratexhyde vinyl colors are only available for models 8917 & 8926

## FOLDING

### CHAIR CARTS

**STORAGE  
CART**  
**SOHCT8**  
• Holds 42  
Folding Chairs  
100" x 21" x 38"  
List: \$978.00

**STORAGE CART**  
**SOHCT6**  
• Holds 32  
Folding Chairs  
76" x 21" x 38"  
List: \$931.00



**SO = SPECIAL ORDER**

\* Additional Upholsteries Available.

# CLASSROOM

## STACKING STUDENT CHAIRS & STUDENT DESKS



### Classic Series™ STACK CHAIRS

**VIRCO 10 YEAR WARRANTY**

**9018 Color In Stock:**

Navy, Black w/Chrome Frame  
\*Additional Colors Available  
by Special Order.



**9018 STUDENT  
CHAIR IN STOCK!**



**STUDENT CHAIR**

**18" SEAT HEIGHT\***

**9018**  
18¾"W x 21½"D x 30⅝"H  
List: \$113.00

**STUDENT CHAIR**

**12" SEAT HEIGHT\***

**SO9012**  
14⅝"W x 15"D x 20⅜"H  
List: \$95.00

**STUDENT CHAIR**

**16" SEAT HEIGHT\***

**SO9016**  
16¾"W x 19½"D x 27"H  
List: \$108.00

**STUDENT CHAIR**

**10" SEAT HEIGHT\***

**SO9010**  
14⅝"W x 15"D x 18⅜"H  
List: \$95.00

**STUDENT CHAIR**

**14" SEAT HEIGHT\***

**SO9014**  
14⅞"W x 17⅞"D x 22⅜"H  
List: \$95.00

*Please Note: All chairs priced per chair, but sold 4 per carton.*

**STACKS  
12" HIGH**



## 785 Series STUDENT DESK

**Top Available:** Medium Oak or Fusion Maple high-pressure laminate or (785M) Fusion Maple hard plastic top.  
**Color/Finish Available:** Blueberry, Green, Navy, Purple, Red, Squash, Apple, Wine, Chocolate, Graphite and Black book box. Char Black or Silver Mist upper frame.

**Additional Finish/Color options available - Call Your Local Sales Representative for Details.**



**#785**  
Medium Oak/Black

**#785M**  
Sandstone/Black

**OPEN-FRONT STUDENT DESK**

**SO785**  
• High Pressure Laminate Top  
• Plastic Book Box  
24"W x 18"D x 22"-30"H  
List: \$185.00

**OPEN-FRONT STUDENT DESK**

**SO785M**  
• Hard Plastic Top  
• Plastic Book Box  
24"W x 18"D x 22"-30"H  
List: \$235.00

*Please Note: Desks priced per desk, but sold 2 per carton.*

**LEGS ADJUST TOP HEIGHT FROM  
22" TO 30" IN ONE INCH INCREMENTS**

**Classic & 785 Series - Symbol Key**  
See Page 1 For Detailed Information




**SO = SPECIAL ORDER**

**COLORS & FRAMES  
AVAILABLE:**


**Soft Plastic Seat Colors:**



**Frame Finishes:**



**Desk/Chair Desk  
Laminate Finishes:**





# CLASSROOM

## FOLDING TABLES & MOBILE STUDENT TABLES



### 6000 Series FOLDING TABLES

Features include: 3/4" particleboard core with a fused-on melamine top. All top shapes and sizes are strengthened by a steel support apron. When the table is not in use, a spring clip locks table legs in a folded position.

MODEL #	TOP SIZE	LIST PRICE	
SO601860	18"D x 60"W	\$322.00	
SO601872	18"D x 72"W	\$335.00	
SO601896	18"D x 96"W	\$368.00	
SO602448	24"D x 48"W	\$322.00	
SO602460	24"D x 60"W	\$335.00	
SO602472	24"D x 72"W	\$350.00	
SO602496	24"D x 96"W	\$380.00	
SO603060	30"D x 60"W	\$362.00	
SO603072	30"D x 72"W	\$377.00	
SO603096	30"D x 96"W	\$410.00	
SO6060R	60" Round	\$646.00	



#601872BG

Shown in Gray Nebula w/Black



#6060RBW

Shown in Walnut w/Black

#### TABLE TRUCKS


**ROUND TABLE TRUCK**  
SOHRTT1  
(Holds up to 72")  
List: \$2,279.00

**TABLE TRUCK 96"**  
SOHTT8  
List: \$1,302.00

**TABLE TRUCK 72"**  
SOHTT6  
List: \$1,162.00



#### FINISHES & FRAMES AVAILABLE:



SOBG Gray Nebula w/Black



SOBW Walnut w/Black

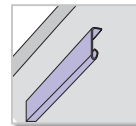


SOMO Medium Oak w/Black



SOChar Black (Frame Color)

**Please Note:** Tops come with Char Black Banding



#### Safe Edge®

Virco's patented, rolled Safe Edge apron enhances table strength and operational safety.



#### Corner Supports

Patented, molded corner supports help protect tables during stacking.

#### SERIES FEATURES

#### Mobile Tables & 6000 Series - Symbol Key



SO = SPECIAL ORDER

VIRCO 10 YEAR WARRANTY



#MTS17291012

Shown in Medium Oak w/Navy Stool Seats

Virco's stool tables and bench tables are listed by Underwriters Laboratories Inc. (UL). Samples of these products have been evaluated by UL and meet the applicable UL standards for safety.

(Folded)  
Bench Style

### Mobile Stool & Bench Tables

Specially designed torsion bars help you fold and unfold our stool and bench tables quickly and smoothly. Heavy-duty wheel assemblies facilitate transportation. These tables also have up-lock and down-lock mechanisms, and are UL\* listed. Thanks to these features, set-up and tear-down are greatly simplified.

STOOL STYLE	SEAT HEIGHT	STOOLS	TABLE HEIGHT	TOP SIZE	LIST PRICE
SOMTS17291012	17"	12	29"	30" x 120"	\$4,187.00
SOMTS17291212	17"	12	29"	30" x 144"	\$4,392.00

BENCH STYLE	SEAT HEIGHT	BENCHES	TABLE HEIGHT	TOP SIZE	LIST PRICE
SOMTB172910	17"	4	29"	30" x 120"	\$4,187.00
SOMTB172912	17"	4	29"	30" x 144"	\$4,392.00

#### SPECIAL ORDER - PLASTIC SEAT, TABLE & FRAME COLORS:

##### Plastic Seat Colors:

SOApple	SOForest Green	SONavy	SOBlueberry	SOPurple Iris	SOsquash
SOWine	SORed	SOCobalt Blue	SOChocolate	SOGraphite	SOBlack

##### Laminate/Banding:

SOMedium Oak w/Black	SOGray Nebula w/Black

##### Frame:



SOChrome



ROUND BENCH STYLE	SEAT HEIGHT	BENCHES	TABLE HEIGHT	TOP SIZE	LIST PRICE
SOMTBO17295	17"	4	29"	77" x 81"	\$4,620.00

(Folded)

### Blow Mold Folding Tables by OfficeSource™

OfficeSource™ blow molded tables are strong, durable and light weight. Perfect for outdoors or indoors, constructed of durable plastic that will not chip, crack or warp. Surface resists stains and cleans with mild dish soap. Legs and support structure are powder coated heavy gauge. The tables are 40% lighter than comparable wood tables.



#FBM3072

#### STANDARD FEATURES - TABLES

- Light Weight Sleek Design
- Powder Coated Tubular Frame
- Meets or Exceeds Test Standards (BIFMA & MTL)



#FBM71R

#### PLASTIC BLOW-MOLDED FOLDING TABLES - (RECTANGULAR)

SKU	Description	Dimension	Weight	List Price
FBM3060	Rectangular	60"L x 30"W x 29"H	30 lbs.	\$169.00
FBM3072	Rectangular	72"L x 30"W x 29"H	36 lbs.	\$209.00
FBM3096	Rectangular	96"L x 30"W x 29"H	49 lbs.	\$289.00

#### PLASTIC BLOW-MOLDED FOLDING TABLES - (ROUND)

SKU	Description	Dimension	Weight	List Price
FBM60R	60" Round	60"Dia. x 29" H	49 lbs.	\$349.00
FBM71R	71" Round	71"Dia. x 29" H	75 lbs.	\$489.00

**Finish In Stock:** Gray Top w/Charcoal Legs

**STRONG, DURABLE & LIGHT WEIGHT -  
PERFECT FOR OUTDOORS OR INDOORS!**

#### DON'T FORGET TO ORDER YOUR TABLE & CHAIR CARTS!



#FTD3502GRY



#RA106AGRY



#FCDRA51

#### RECTANGULAR TABLE CART FTD3502GRY

- Gray Finish
- Holds up to 20 - 5' & 6' Tables & 18 - 8' Tables
- 76"L x 45 1/4"H x 31"D
- Weight: 74 lbs.
- List: \$549.00

#### ROUND TABLE CART RA106AGRY

- Gray Finish
- Holds 13, 71"; 14, 60"; 16, 48"
- 52"L x 40 1/2"H x 32 3/4"D
- Weight: 84 lbs.
- List: \$559.00

#### FOLDING CHAIR CART FCDRA51

- Black Finish
- Holds up to 60, FBM03 Chairs & 72, 1601 or 1631 Chairs
- 4" Swivel Wheels
- 67"W x 31"D x 70"H
- Weight: 93 lbs.
- List: \$669.00



#FBM03  
Gray w/ Gray Frame

### Blow Mold Folding Chair by OfficeSource™

#### PLASTIC FOLDING CHAIR FBM03

List: \$85.00 ea.

**Color In Stock:**  
Gray w/Gray Frame

**SUPER STRONG  
HOLDS UP TO  
500 LBS!**



#1601  
Shown in Gray

#1631  
Shown in Black Vinyl

### Steel Folding Chairs by OfficeSource™

#### \*ALL STEEL FOLDING CHAIR 1601

List: \$58.00 ea.

**Colors In Stock:**  
(BLK) Black, (GRY) Gray

#### \*STEEL FOLDING CHAIR W/PADDED SEAT & BACK 1631

List: \$75.00 ea.

**Colors/Upholstery  
In Stock: (BLK) Black Vinyl,  
(GRY) Gray Vinyl**

*\*Please Note: All chairs priced per chair, but sold in increments of 4 only.*



### Spool Collection by OfficeSource™

#### Introducing Spool!

#### The Ergonomic Stool for Active Sitting!

The stable rounded base allows for a wide range of motion to lean, turn and move as needed! Features a backless design to keep user in an ergonomic, upright position which helps to improve posture and strengthens core. **Available in 4 colors!**

★ **NEW!**



#### SPOOL CHAIR ★

2626

15"W x 15"D x 25"H

Weight: 17.64 lbs

List: \$399.00

**Upholsteries In-Stock:**  
Black, Gray, Green & Blue



#### UPHOLSTERY IN STOCK

**GRN** Green  
(PER-GRNF202)



**BLU** Blue  
(PER-BLUF210)



**BLK** Black  
(PER-BLKF207)



**GRY** Gray  
(PER-GRYF205)



#### STANDARD FEATURES

- Interact with colleagues or perch behind a sit-stand desk
- Exercise back muscles
- Short to medium duration perching
- Concentrated on work
- Relax the legs and feet
- Medium duration for sitting.



Gold Stars Indicate  
Product New for 2018.

#### CLASSROOM ENVIRONMENT



#### WORK ENVIRONMENT



#### COLLABORATIVE ENVIRONMENT



*The Spool is perfect for any professional business, educational, or hospitality environment!*

# CLASSROOM

## MULTI-PURPOSE TABLE, DESKS & CABINETS



### PLAIN APRON TABLE

Are available in a variety of sizes, with several different top materials. These tables are built for years of dependable service. Legs and aprons are constructed of solid red oak, and are smoothly machined. They are finished with a chemical resistant, earth-friendly UV finish. Aprons are constructed of solid red oak and are 13/16"D x 4 1/2"H with heavy-duty 13-gauge steel corner braces. 2 1/4" square solid oak legs, with 5/16" hanger bolts installed, are attached to apron with nuts and washers supplied. All tables are equipped with non-skid adjustable glides for precise leveling and for prevention of rocking on uneven floors. Tables are supplied with black rubber leg boots which offer protection against scuffing and chemical spills. Standard table height is 30" with a weight capacity of 500 lbs. (Shipped KD with tops attached)

MODEL #	DESCRIPTION	DIMENSION	
QSP7101K30N	Oak/Plastic Laminate Top	48"W x 24"D x 30"H	(Call For Price)
QSP7102K30N	Oak/ChemGuard Top	48"W x 24"D x 30"H	(Call For Price)
QSP7106K30N	Oak/Solid Epoxy Top	48"W x 24"D x 30"H	(Call For Price)
QSP7201K30N	Oak/Plastic Laminate Top	54"W x 24"D x 30"H	(Call For Price)
QSP7202K30N	Oak/ChemGuard Top	54"W x 24"D x 30"H	(Call For Price)
QSP7206K30N	Oak/Solid Epoxy Top	54"W x 24"D x 30"H	(Call For Price)
QSP7206M30N	Maple/Solid Epoxy Top	54"W x 24"D x 30"H	(Call For Price)
QSP7601K30N	Oak/Plastic Laminate Top	60"W x 24"D x 30"H	(Call For Price)
QSP7602K30N	Oak/ChemGuard Top	60"W x 24"D x 30"H	(Call For Price)
QSP7606K30N	Oak/Solid Epoxy Top	60"W x 24"D x 30"H	(Call For Price)



### 5' INSTRUCTOR DESK

Complete demonstration center constructed of solid oak hardwood and oak veneers. It is finished with a chemical resistant, earth-friendly UV finish. Included are four drawers (three small, one file), and a large cupboard. The drawers are expertly crafted from the finest materials with dovetail joinery throughout. Drawers run on epoxy-coated steel glides with nylon bearings for smooth operation. All units come with a GFI protected AC duplex

receptacle. You can order with/without these options: combination cold water/gas fixture, and polypropylene trap. Comes standard with pull-out writing board, support rod with crossbar, rubber base molding and locks for cupboard and all drawers.

MODEL #	DESCRIPTION	DIMENSION	
QS1216KL	Solid Epoxy Top	60"W x 30"D x 36"H	(Call For Price)

### ECONOMY MOBILE

#### LAB TABLE

Constructed from select oak and oak veneers with a chemical resistant, earth-friendly UV finish. It features unbreakable aluminum sliding door glides and lock. The 1 1/4" thick high-pressure laminated top is bound with a Plastic-T Molding. It has a mobile capacity of 500 lbs., and is equipped with a stainless steel look sink, hand pump, heavy-duty 4" locking swivel casters, 25' grounded extension cord, two 2 1/2 gallon water bottles, connecting hoses, two 3/4" diameter upright rods, one 1/2" diameter crossbar with clamps, two fully adjustable shelves, and a GFI protected AC duplex electrical outlet. Sink measures 15"W x 13"L x 5"D.



MODEL #	DESCRIPTION	DIMENSION	
QS4111K	Economy Lab Table	48"W x 24"D x 36"H	(Call For Price)
QS4000K	Mobile Mirror	20 3/4"W x 1/2"D x 27 3/4"H	(Call For Price)
QS4001K	Mirror/Markerboard	20 3/4"W x 1/2"D x 27 3/4"H	(Call For Price)

### FORWARD VISION I

This popular workstation allows four students to work at a single station while all are facing the teacher. The unique design leaves enough room to store four stools (not included) under the workstation. Sink units come with two combination cold water/gas fixtures. It comes with two GFI electrical "outlets, and ample storage. The door cabinet comes with two adjustable shelves. The station is finished with a chemical resistant, earth-friendly UV finish. All doors and drawers lock.



MODEL #	DESCRIPTION	DIMENSION	
QS2946K	Solid Epoxy Top	96"W x 50"D x 36"H	(Call For Price)

### MOBILE MICROSCOPE STORAGE CABINET

Provides a safe, convenient way to store your microscopes. It is constructed of solid hardwood, solid oak and oak veneers with a chemical resistant, earth-friendly UV finish. The front and back doors have locks. The unit contains removable wire dividers to provide an individual space for each individual microscope (6-3/4" x 10" x 15-1/2"). With a mobile capacity of 500 lbs., this cabinet rolls on heavy-duty swivel casters with brakes. The top is 1-1/4" black plastic laminate. The cabinet has storage for 24 standard microscopes.



MODEL #	DESCRIPTION	DIMENSION	
QS4701K	P. Lam	48"W x 24"D x 40 3/4"H	(Call For Price)

Table/Base Finish: Oak  
Top Finish: Black Epoxy Resin

Diversified - Symbol Key  
See Page 1 For Detailed Information

QS = QUICKSHIP  
SO = SPECIAL ORDER



# CLASSROOM

## MULTI-PURPOSE TABLE, DESKS & CABINETS



**★ NEW!**



### ADJUSTABLE METAL TABLE ★

Flexibility is the key component of this workbench. The bench is perfect for Makerspaces and Fab-Labs. It can be adjusted in height from 25-1/2"H to 35-1/2"H. Add the optional 5" locking casters and you'll add another 6" in height. The legs are 12 gauge steel and have 14 gauge stringers for strength and stability. The steel base is finished with a gray baked enamel finish. The static weight capacity is 1400 lbs. without casters and 1000 lbs with casters added, proving just what a work horse this bench is! Need storage? Add the 14 gauge 12"D shelf. Choose from a 1-3/4 thick maple work surface or the 1-1/2" thick ShopTop®. The bench is 30"D and available in three lengths: 60"W, 72"W or 96"W.

MODEL #	DESCRIPTION	DIMENSIONS	
SOAMT6030M	Top: Maple	60"W x 30"D x 35½"H	(Call For Price)
SOAMT6030S	Top: ShopTop	60"W x 30"D x 35½"H	(Call For Price)
SOAMT7230M	Top: Maple	72"W x 30"D x 35½"H	(Call For Price)
SOAMT7230S	Top: ShopTop	72"W x 30"D x 35½"H	(Call For Price)
SOAMT9630M	Top: Maple	96"W x 30"D x 35½"H	(Call For Price)
SOAMT9630S	Top: ShopTop	96"W x 30"D x 35½"H	(Call For Price)

### DRAWING TABLE

Your choice of 12 different tables includes one and two-piece tops, plain apron, two sizes of drawers and two heights. All units have solid maple legs and aprons and fully adjustable 3/4" tops with the soft close feature. The one-piece tops measure 36"W x 24"D. The two-piece top has a 24"W x 24"D adjustable side and a 12"W x 24"D fixed, flat side. The DT-1 models have a large center drawer. The DT-2 and DT-3 models have a small drawer on the right side of the apron. The DT-9 model features a plain apron. All models are available in either 30"H or 36"H.



MODEL #	DESCRIPTION	DIMENSION	
QSDT9A30	1-Piece Top (30"), Plain Apron	36"W x 24"D x 30"H	(Call For Price)
SODT2A30	1-Piece Top (30"), Small Drawer	36"W x 24"D x 30"H	(Call For Price)
SODT1A30	1-Piece Top (30"), Large Drawer	36"W x 24"D x 30"H	(Call For Price)
QSDT9SA30	2-Piece Top (30"), Plain Apron	36"W x 24"D x 30"H	(Call For Price)
SODT2SA30	2-Piece Top (30"), Small Drawer	36"W x 24"D x 30"H	(Call For Price)
SODT1SA30	2-Piece Top (30"), Large Drawer	36"W x 24"D x 30"H	(Call For Price)
QSDT9A37	1-Piece Top (36"), Plain Apron	36"W x 24"D x 36"H	(Call For Price)
SODT3A37	1-Piece Top (36"), Small Drawer	36"W x 24"D x 36"H	(Call For Price)
SODT1SA37	2-Piece Top (36"), Large Drawer	36"W x 24"D x 36"H	(Call For Price)
SODT1A37	1-Piece Top (36"), Large Drawer	36"W x 24"D x 36"H	(Call For Price)
QSDT9SA37	2-Piece Top (36"), Plain Apron	36"W x 24"D x 36"H	(Call For Price)
SODT3SA37	2-Piece Top (36"), Small Drawer	36"W x 24"D x 36"H	(Call For Price)

### ART BENCH

This sturdy bench can be used in art rooms, libraries and wherever you want a solid place for people to sit. The unit is made of 3/4" solid maple. A built in shelf provides a handy place to store books and papers. Finished with an earth friendly UV finish.



MODEL #	DESCRIPTION	DIMENSION	
QSAB	Art Bench w/Shelf	17"W x 12"D x 17"H	(Call For Price)



### PLANNING TABLES

The base is constructed of two tapered solid maple pedestal style panel legs with two solid maple truss bars. Choose from plain, book compartment or tote tray units. Book compartment measures: 34½"W x 12½"D x 2¼"H. The four totes measure: 13"W x 19"D x 4"H. Top options are: 1¾" solid maple top or 1¼" plastic laminate in either birch or almond color. Overall dimensions: 60"W x 42"D x 30"H

MODEL #	DESCRIPTION	
QSPT62M	Plain/Maple	(Call For Price)
SOPT61M	Book Compartment /Maple	(Call For Price)
SOPT60M	Tote Tray/Maple	(Call For Price)
QSPT62PNB	Plain/Natural Birch P. Lam	(Call For Price)
SOPT61PNB	Book Compartment/Natural Birch P. Lam	(Call For Price)
SOPT60PNB	Tote Tray/Natural Birch P. Lam	(Call For Price)
QSPT62P	Plain/Almond P. Lam	(Call For Price)
SOPT61P	Book Compartment/Almond P. Lam	(Call For Price)
SOPT60P	Tote Tray/Almond P. Lam	(Call For Price)



### TWO-STATION STEEL WORKBENCH

Base consists of a single-faced heavy gauge unit, welded and riveted throughout. The unit provides six locker openings (12"W x 21"D x 15"H). Vented doors have spring loaded hinges, padlock hasp, and knockout plug for cylinder locks. Top is constructed of 2-1/4" maple. Available with or without vises. Available in gray (WB60) or black (WB6BL) for base unit.

MODEL #	DESCRIPTION	DIMENSIONS	
SOWB60V	Two-Station/0 Vises	64"W x 28"D x 33¼"H	(Call For Price)
SOWB61V	Two-Station/1 Vise	64"W x 28"D x 33¼"H	(Call For Price)
SOWB62V	Two-Station/2 Vises	64"W x 28"D x 33¼"H	(Call For Price)
SOWB6BL-0V	Two-Station/0 Vises	64"W x 28"D x 33¼"H	(Call For Price)
SOWB6BL-1V	Two-Station/1 Vises	64"W x 28"D x 33¼"H	(Call For Price)
SOWB6BL-2V	Two-Station/2 Vises	64"W x 28"D x 33¼"H	(Call For Price)



### MOBILE TOTE TRAY CABINET

Organize materials or assign separate storage with this mobile tote tray cabinet. This plywood cabinet holds up to 24 totes measuring 19" x 14½" x 3½"H. 4" locking swivel casters allow the cabinet to be moved to various areas of the building or just set aside when not needed. The unit can be ordered with locking doors or as an open cabinet.

MODEL #	DESCRIPTION	DIMENSION	
SOMTTC4824	Open Style Cabinet	48"W x 22"D x 51"H	(Call For Price)
SOMTTC4824WD	Cabinet With Doors	48"W x 22"D x 51"H	(Call For Price)

# Corridor Lockers LOCKERS

★ NEW!

Top Tier corridor locker is a cost-effective option for schools, healthcare facilities, employee lockers, and for general use. Our lockers are produced with durable 16 gauge doors and frames, 24 gauge bodies, and come standard with 6" legs. Recessed handles on 1-3 tier. 6 tier locker has a pull hasp. Lockers come with a durable powder coat finish in Khaki (K) and Battleship Gray (G) in same color throughout. Midnight (M) and Raven (R) lockers come with natural Khaki interiors.

SO = SPECIAL ORDER

### 1-WIDE LOCKER ★

MODEL #	DESCRIPTION	DIMENSION	WEIGHT	LIST PRICE
SOQ1R1212721A 1	Tier, assembled	12"W x 12"D x 72"H	55 lbs.	\$533.00
SOQ1R1215721A 1	Tier, assembled	12"W x 15"D x 72"H	59 lbs.	\$557.00
SOQ1R1218721A 1	Tier, assembled	12"W x 18"D x 72"H	63 lbs.	\$592.00
SOQ1R1515721A 1	Tier, assembled	15"W x 15"D x 72"H	63 lbs.	\$557.00
SOQ1R1518721A 1	Tier, assembled	15"W x 18"D x 72"H	70 lbs.	\$632.00
SOQ1R1818721A 1	Tier, assembled	18"W x 18"D x 72"H	76 lbs.	\$663.00
SOQ2R1212721A 2	Tier, assembled	12"W x 12"D x 36"H	56 lbs.	\$598.00
SOQ2R1215721A 2	Tier, assembled	12"W x 15"D x 36"H	60 lbs.	\$632.00
SOQ2R1218721A 2	Tier, assembled	12"W x 18"D x 36"H	64 lbs.	\$618.00
SOQ2R1515721A 2	Tier, assembled	15"W x 15"D x 36"H	67 lbs.	\$669.00
SOQ2R1518721A 2	Tier, assembled	15"W x 18"D x 36"H	70 lbs.	\$700.00
SOQ3R1212721A 3	Tier, assembled	12"W x 12"D x 24"H	58 lbs.	\$663.00
SOQ3R1215721A 3	Tier, assembled	12"W x 15"D x 24"H	62 lbs.	\$687.00
SOQ6R1212721A 6	Tier Box, assembled	12"W x 12"D x 12"H	60 lbs.	\$700.00
SOQ6R1215721A 6	Tier Box, assembled	12"W x 15"D x 12"H	66 lbs.	\$725.00
SOQ6R1218721A 6	Tier Box, assembled	12"W x 18"D x 12"H	72 lbs.	\$764.00



Please note: Products are priced by each.

### 3-WIDE LOCKER ★

MODEL #	DESCRIPTION	DIMENSION	WEIGHT	LIST PRICE
SOQ1R1212723A 1	Tier, assembled	12"W x 12"D x 72"H	147 lbs.	\$1,494.00
SOQ1R1215723A 1	Tier, assembled	12"W x 15"D x 72"H	156 lbs.	\$1,540.00
SOQ1R1218723A 1	Tier, assembled	12"W x 18"D x 72"H	166 lbs.	\$1,584.00
SOQ1R1515723A 1	Tier, assembled	15"W x 15"D x 72"H	173 lbs.	\$1,662.00
SOQ1R1518723A 1	Tier, assembled	15"W x 18"D x 72"H	186 lbs.	\$1,738.00
SOQ1R1818723A 1	Tier, assembled	18"W x 18"D x 72"H	205 lbs.	\$1,819.00
SOQ2R1212723A 2	Tier, assembled	12"W x 12"D x 36"H	151 lbs.	\$1,687.00
SOQ2R1215723A 2	Tier, assembled	12"W x 15"D x 36"H	159 lbs.	\$1,754.00
SOQ2R1218723A 2	Tier, assembled	12"W x 18"D x 36"H	168 lbs.	\$1,810.00
SOQ2R1515723A 2	Tier, assembled	15"W x 15"D x 36"H	179 lbs.	\$1,877.00
SOQ2R1518723A 2	Tier, assembled	15"W x 18"D x 36"H	188 lbs.	\$1,942.00
SOQ3R1212723A 3	Tier, assembled	12"W x 12"D x 24"H	160 lbs.	\$1,890.00
SOQ3R1215723A 3	Tier, assembled	12"W x 15"D x 24"H	169 lbs.	\$1,927.00
SOQ6R1212723A 6	Tier Box, assembled	12"W x 12"D x 12"H	163 lbs.	\$1,995.00
SOQ6R1215723A 6	Tier Box, assembled	12"W x 15"D x 12"H	174 lbs.	\$2,044.00
SOQ6R1218723A 6	Tier Box, assembled	12"W x 18"D x 12"H	186 lbs.	\$2,133.00



### OPTIONAL ACCESSORIES

#### FRONT BASES ★

SOBF1206

• Available in sizes 15" W & 18" W

List: \$16.00 ea. (Prices for other sizes may vary)

#### END BASES ★

SOEB1206

• Available in sizes 15" D & 18" D

List: \$24.00 ea. (Prices for other sizes may vary)

#### INDIVIDUAL SLOPE TOP KIT ★

SOISK12124

• Available in various sizes

List: \$46.00 ea. (Prices for other sizes may vary)

Please call your local supplier for unassembled prices on specific corridor locker models!

# Bench Pedestals LOCKERS

Hardwood benches are sold separately from pedestals. Choose your bench length and pedestal style. Benches are 91/2" W. BPED Pedestal is a standard, heavy duty tube with flanged ends. BPEDSS is a stainless steel, trapezoid style bench pedestal. FOB Shipping Point.

### BENCH TOPS ★

MODEL #	DIMENSION	WEIGHT	LIST PRICE
SOLBS09036	36" L	13 lbs.	\$165.00
SOLBS09048	48" L	16 lbs.	\$210.00
SOLBS09060	60" L	20 lbs.	\$260.00
SOLBS09072	72" L	24 lbs.	\$312.00
SOLBS09084	84" L	29 lbs.	\$386.00
SOLBS09096	96" L	32 lbs.	\$417.00

### BENCH PEDESTALS ★

MODEL #	DESCRIPTION	DIMENSION	WEIGHT	LIST PRICE
SOBPED	Standard	16 3/4" H	32 lbs.	\$86.00
SOBPEDSS	Stainless Steel	16 3/4" H	32 lbs.	\$208.00



★ NEW!

SO = SPECIAL ORDER

GREAT FOR VARSITY LOCKEROOMS!



### Specialty Lockers LOCKERS

Our popular Kid's locker is available in Candy Red (C), Aqua Blue (A), Marti Gras Purple (P), Golden Yellow (Y), Carrot Orange (O), Parakeet Green (G), Hot Pink (H), and Raven Black (R). Wall Mount Locker is available in Khaki and Battleship Gray. 16 Person Locker is available in Khaki and Battleship Gray. FOB Shipping Point.



#Q04518WMA  
Khaki

#### WALL MOUNT LOCKER ★

MODEL #	DESCRIPTION	DIMENSION	WEIGHT
SOQ04518WM	Wall Mount, unassembled	45" W x 18" D x 14" H	43 lbs.
SOQ04518WMA	Wall Mount, assembled	45" W x 18" D x 14" H	43 lbs.

LIST PRICE
\$730.00
\$897.00

★ NEW!

#### 16 PERSON LOCKER ★

MODEL #	DESCRIPTION	DIMENSION	WEIGHT
SOQ16P691872	16 Person, unassembled	69" W x 18" D x 72" H	180 lbs.
SOQ16P691872A	16 Person, assembled	69" W x 18" D x 72" H	180 lbs.

LIST PRICE
\$1,732.00
\$2,665.00

*Please note: Products are priced by each.*

SO = SPECIAL ORDER



★ NEW!



#Q1R1515481A  
Hot Pink

#Q1R1515481A  
Parakeet Green

#### KIDS LOCKER ★

MODEL #	DESCRIPTION	DIMENSION	WEIGHT
SOQ1R1515481	Kid's Locker, unassembled	15" W x 15" D x 48" H	51 lbs.
SOQ1R1515481A	Kid's Locker, assembled	15" W x 15" D x 48" H	51 lbs.

LIST PRICE
\$415.00
\$557.00

### Heavy Duty Racks by OfficeSource™

Heavy Duty Wire Racks are ideal for commercial, office or residential applications. Made of heavy duty construction, these racks have adjustable shelves and are easy to assemble.

#### WIRE SHELVING UNIT

PWS722136BLK

• Shelf Weight Capacity: 300 lbs.  
36"W x 21"D x 72"H  
List: \$349.00

#### WIRE SHELVING UNIT

PWS722148BLK

• Shelf Weight Capacity: 250 lbs.  
48"W x 21"D x 72"H  
List: \$419.00

Finish In Stock: Black

#### ACCESSORIES

36"W - EXTRA SHELF	48"W - EXTRA SHELF
PWS1236BLK	PWS1248BLK
List: \$49.00 ea.	List: \$60.00 ea.



Some items in this series come ready-to-assemble.



#PWS722136BLK



#PWS722148BLK

★ **NEW!**

## Cubby Storage Organizers by OfficeSource™

Heavy duty, welded all steel Cubby cabinet available with 9 or 12 storage compartments. Ideal for visual organization. Durable powder coat finish. Each opening is 14½"W x 17½"D x 15"H.

**CUBBY STORAGE ORGANIZER** ★  
**W/9 COMPARTMENTS**  
QSLC00461852  
46"W x 18"D x 52"H  
List: \$829.00

**CUBBY STORAGE ORGANIZER** ★  
**W/12 COMPARTMENTS**  
QSLC00461866  
46"W x 18"D x 66"H  
List: \$969.00



#IC00461852



#IC00461866



#LF1B151524

#LF1B151548

## Welded Storage Lockers by OfficeSource™

Durable welded steel construction with powder coat finish. Doors have vent holes and a recessed handle to accommodate a standard padlock (not included). Includes a number plate and two inside side hooks. 48"H includes top shelf. 24"H can be stacked on top of one another or single stacked on top of 48"H locker. Shipped assembled.

**SINGLE TIER LOCKER W/1 OPENING** ★  
QSLF1B151524  
15"W x 15"D x 24"H  
List: \$329.00

**SINGLE TIER LOCKER W/1 OPENING** ★  
QSLF1B151548  
15"W x 15"D x 48"H  
List: \$439.00

**FULLY ASSEMBLED**

★ **NEW!**

## Welded Booktrucks by OfficeSource™

All-welded steel construction with powder coat finish. Four 5" swivel casters with locking brakes for safety, smooth rounded handles for a comfortable grip and perforated side panels for a contemporary look. Shelves have a 12" clearance between each shelf. Slope backs are 6" deep.



#SL33017



#SV336

★ **NEW!**

**SINGLE SIDED W/THREE SHELVES** ★  
**Model**      **Dimensions**      **List Price**  
QSSL33017    18"W x 14"D x 46"H    \$699.00  
QSSL327      28"W x 14"D x 46"H    \$719.00  
QSSL330      32"W x 14"D x 46"H    \$809.00

★ **DOUBLE SIDED W/SIX SLOPED SHELVES**  
QSSV336  
39"W x 19"D x 46"H  
List: \$939.00

## Heavy Duty Welded Booktrucks by OfficeSource™

18-gauge welded steel construction for heavy duty use with powder coat finish. Shelves hold up to 200 lb. each. Extended handle for easy steering, even when fully loaded. Each slope shelf 30"W x 6½"D. Six heavy duty 5" swivel casters (2 locking) for strength and effortless maneuverability.



#MCD566

★ **NEW!**

★ **DOUBLE SIDED W/SIX SLOPED SHELVES**  
QSMCD566  
37¼"W x 16"D x 43¼"H  
List: \$979.00

QS = QUICKSHIP

### FINISHES AVAILABLE:

Q509-Black

Q502-Charcoal

Q507-Putty

Q506-Blue

Q505-Light Gray

Q504-Tropic Sand

Q5EY-Yellow

Q508-Forest Green

Q501-Red

Q503-Burgundy

Q536-Sky Blue

Q522-White

Q5A6-Navy Blue

Q5MG-Multi Granite



Gold Stars Indicate Product New for 2018.







### Welded Storage Lockers by OfficeSource™

Standard Duty Lockers. Doors have vent holes and a die cast handle that secures the door in a closed position and accommodates a standard padlock. The single tier locker has a top shelf. All compartments have two side hooks (except for five tier locker) and a flat bottom. Welded steel construction. Powder coat finish. Shipped assembled.

**Finishes Available:** Black, Charcoal, Putty, Blue, Light Gray, Tropic Sand, Yellow, Forest Green, Red, Burgundy, Sky Blue, White, Navy Blue, Multi-Granite.



#LF1B151524

**SINGLE TIER LOCKER  
W/1 OPENING**  
**QSLF1B151524**  
15"W x 15"D x 24"H  
Weight: 20 lbs.  
List: \$329.00



#LF1B151548

**SINGLE TIER LOCKER  
W/1 OPENING**  
**QSLF1B151548**  
15"W x 15"D x 48"H  
Weight: 36 lbs.  
List: \$439.00



#LF1B151866

**SINGLE TIER LOCKER  
W/1 OPENING**  
**QSLF1B151866**  
15"W x 18"D x 66"H  
Weight: 48 lbs.  
List: \$599.00



#LF2B151866

**DOUBLE TIER LOCKER  
W/2 OPENINGS**  
**QSLF2B151866**  
15"W x 18"D x 66"H  
Approx. Tier Size: 30"H  
Weight: 55 lbs.  
List: \$629.00



#LF3B151866


**TRIPLE TIER LOCKER  
W/3 OPENINGS**  
**QSLF3B151866**  
15"W x 18"D x 66"H  
Approx. Tier Size: 19"H  
Weight: 57 lbs.  
List: \$689.00



#LF5H151866

**FIVE TIER LOCKER  
W/5 OPENINGS**  
**QSLF5H151866**  
15"W x 18"D x 66"H  
Approx. Tier Size: 11"H  
Weight: 60 lbs.  
List: \$759.00

#### FINISHES AVAILABLE



**SO = SPECIAL ORDER**

### Flat File Storage by OfficeSource™

**Finishes Available:** Black, Light Gray, Putty, Blue, Charcoal, White.



#244881

\*Additional Sizes Available,  
Call For Details!



#244880

#244879

**10-DRAWER FILE**  
**QS244885**

• (For Sheets Up To 43" x 32")  
Overall: 46¾"W x 35¾"D x 16¾"H  
Inside: 43¾"W x 32¾"D x 7¾"H  
List: \$2,899.00

**5-DRAWER FILE**  
**QS244879**

• (For Sheets Up To 43" x 32")  
Overall: 46¾"W x 35¾"D x 16¾"H  
Inside: 43¾"W x 32¾"D x 2"H  
List: \$1,899.00

**OPEN BASE**  
**QS244881**

• (For 244879 Flat File)  
46¾"W x 35¾"D x 20"H  
List: \$779.00

**CLOSED BASE**  
**QS244880**

• (For 244879 Flat File)  
46¾"W x 35¾"D x 4"H  
List: \$279.00

These heavy-duty welded steel files will provide long lasting durability to keep your valuable blueprints, drawings, artwork, maps, and other flat materials neatly and safely stored. Includes hinged paper weights in drawer fronts and hoods at rear to keep papers from curling. Central lock system secures all drawers.

#### FINISHES AVAILABLE



**Flat - Symbol Key**  
See Page 1  
For Detailed  
Information



**QS = QUICKSHIP**

**FULLY ASSEMBLED  
ALL WELDED  
CONSTRUCTION!**

## USER FRIENDLY



## Shelf Clips

Four shelf clips are positioned at the front and back edges of the shelves, relieving stress from the sides. Shelves adjust easily at 2" increments.

Steel Bookcase - Symbol Key  
See Page 1 For Detailed Information



**FULLY ASSEMBLED**



18" Deep Bookcases are available by Special Order.

## Steel Bookcases<sup>™</sup> by OfficeSource<sup>™</sup>

## STANDARD FEATURES

- 200 LB shelf capacity evenly distributed - 12" Deep.
- Shelves adjust on 1" centers.
- Heavy gauge steel: 22 gauge top, shelves, bottom, back and sides.

## BOOKCASE - 2 SHELVES

BA10341230

• 1 Adjustable, 1 Fixed  
34½"W x 13"D x 30"H  
Weight: 36 lbs  
List: \$329.00

## BOOKCASE - 5 SHELVES

BA40341272

• 4 Adjustable, 1 Fixed  
34½"W x 13"D x 72"H  
Weight: 74 lbs  
List: \$619.00

## BOOKCASE - 3 SHELVES

BA20341242

• 2 Adjustable, 1 Fixed  
34½"W x 13"D x 42"H  
Weight: 48 lbs  
List: \$409.00

## BOOKCASE - 6 SHELVES

BA50341282

• 5 Adjustable, 1 Fixed  
34½"W x 13"D x 82"H  
Weight: 86 lbs  
List: \$759.00

## BOOKCASE - 4 SHELVES

BA30341252

• 3 Adjustable, 1 Fixed  
34½"W x 13"D x 52"H  
Weight: 59 lbs  
List: \$509.00

## EXTRA SHELF (NOT SHOWN)

EA103412

34½"W x 12½"D x 1"H  
List: \$79.00

## Finishes In-Stock:

Black, Light Gray, Putty

**HEAVY DUTY CASTER BASE  
NO ASSEMBLY REQUIRED**

36" and 78"



Mobile Steel - Symbol Key  
See Page 1 For Detailed Information



**FULLY ASSEMBLED**



QS = QUICKSHIP

## BOOKCASE - 2 SHELVES

QSBM36

• 1 Adjustable, 1 Fixed  
36"W x 18"D x 36"H  
Weight: 72 lbs  
List: \$819.00

## BOOKCASE - 4 SHELVES

QSBM58

• 3 Adjustable, 1 Fixed  
36"W x 18"D x 58"H  
Weight: 100 lbs  
List: \$1,059.00

## BOOKCASE - 3 SHELVES

QSBM48

• 2 Adjustable, 1 Fixed  
36"W x 18"D x 48"H  
Weight: 89 lbs  
List: \$949.00

## BOOKCASE - 5 SHELVES

QSBM78

• 4 Adjustable, 1 Fixed  
36"W x 18"D x 78"H  
Weight: 131 lbs  
List: \$1,169.00

## FINISHES AVAILABLE

09-Black

QS02-Charcoal

07-Putty


QS06-Blue

05-Light Gray

QS04-Tropic Sand

QS0EY-Yellow

QS08-Forest Green



QS01-Red

QS03-Burgundy

QS36-Sky Blue

QS22-White

QSA6-Navy Blue

QSMG-Multi Granite



Additional widths are available by Special Order.



## Laminate Bookcases by OfficeSource™

Features commercial grade laminated shelving and finished solid back for heavy duty use. Ready to assemble. Greenguard Certified.

**Finishes In Stock:** Cherry, Mahogany, Honey, Maple, Espresso, Modern Walnut, White & Coastal Gray

## STANDARD FEATURES

- Matching heavy-duty back
- 3mm PVC Dura-Edge on all exposed edges.




#PL156



#PL155



#PL154



#PLBCDK



Environmentally Friendly

**BOOKCASE - 6 SHELVES**  
PL156

- 4 Adjustable Shelves;
  - 1 Fixed Shelf (When using doors, 2 Shelves are Fixed)
- 32"W x 14"D x 71"H  
List: \$429.00

**BOOKCASE - 4 SHELVES**  
PL155

- 3 Adjustable Shelves
  - 1 Fixed Shelf
- 32"W x 14"D x 47"H  
List: \$299.00

**BOOKCASE - 2 SHELVES**  
PL154

- 1 Adjustable Shelf
  - 1 Fixed Shelf
- 32"W x 14"D x 30"H  
List: \$229.00

**EXTRA SHELF**  
PLBCXS

- (For Use on PL154, PL155, PL156)
  - Not Available in White
- List: \$55.00



Items on this page come ready-to-assemble.

**OPTIONAL DOORS**

(For PL156, PL155 &amp; PL154)

**DOOR KIT**PLBCDK  
List: \$159.00

**Note:** Silver Handles standard on Modern Walnut, Espresso, White & Coastal Gray, all other finishes standard with Black Handles.

## FINISHES IN STOCK



## Square Edge Bookcases by OfficeSource™

**2 ADJ. SHELVES - ¾" THICK**  
SQ3048

36"W x 12"D x 48"H  
List: \$419.00

**Finishes In Stock:**  
Cherry, Mahogany

**4 ADJ. SHELVES - ¾" THICK**  
SQ3072

36"W x 12"D x 72"H  
List: \$629.00

**5 ADJ. SHELVES - ¾" THICK**  
SQ3084

36"W x 12"D x 84"H  
List: \$739.00

## FINISHES IN STOCK

(CH) Cherry

(MH) Mahogany



## ACCESSORIES



**EXTRA SHELF**  
SQ30SK  
List: \$52.00  
**Note:** 110 lb. shelf capacity evenly distributed.

**DOOR KIT**  
30" HIGH  
SQ30DK  
List: \$209.00  
**Note:** Will not work on SQ3030.



**TRADITIONAL KIT**  
SQ30TK  
• Includes Top & Bottom Accent Pieces.  
List: \$104.00

**OPTIONAL TRADITIONAL KIT**

Rudnick offers an option to make your bookcase more elegant - a traditional kit. Constructed of solid wood.

**Shelf Clip**

Unique design of sturdy shelf clip will not allow shelf to move once in place.



#SQ3048

#SQ3072

#SQ3084



## Ez2® Rotary Filing Systems FILING & STORAGE ★ NEW!

Save time, space and money with **Ez2® Rotary Filing Systems** by Datum Storage Solutions. Rotating, double-sided shelving units house twice the files as a traditional cabinet. Available in 5, 6 or 7-high units, the versatility and user-friendly design of the Ez2® makes it a perfect fit for any environment where storage space is limited.

### STANDARD FEATURES

- Requires 6" of space behind unit to rotate

### Finishes Available:

Bone White (T15) or Light Gray (T47)

#XLT56 & XLT66



### MODEL #

SOXLT55

SOXLT56

SOXLT57

SOXLT58

SOXLT59

SOXLT60

SOXLT61

### DESCRIPTION

5-High Letter, Starter

5-High Letter, Adder

6-High Letter, Starter

6-High Letter, Adder

7-High Letter, Starter

7-High Letter, Adder

### DIMENSION

25"W x 36½"D x 61½"H

25"W x 30¾"D x 61½"H

25"W x 36½"D x 72"H

25"W x 30¾"D x 72"H

25"W x 36½"D x 82½"H

25"W x 30¾"D x 82½"H

### LIST PRICE

\$2,452.00

\$2,176.00

\$2,701.00

\$2,490.00

\$3,135.00

\$2,859.00

## 4Post™-in-a-Box Shelving System FILING & STORAGE

The **4Post™-in-a-Box Shelving System** by Datum Storage Solutions comes pre-packaged for easy assembly with no hardware needed! Units are designed to accommodate various media and file types.

### STANDARD FEATURES

- Easy assembly with no hardware needed
- Shelves adjustable on 1½ centers
- 3 moveable dividers per shelf (included)
- Heavy-duty steel construction

**Finishes Available:** Bone White (T15) or Light Gray (T47)

\* = Double Entry

‡ = No Dividers



### MODEL #

SO761236S7P

SO761236A7P

SO881236S8P

SO881236A8P

SO762436S7P\*

SO762436A7P\*

SO882436S8P\*

SO882436A8P\*

SO761836S4UP‡

SO761836A4UP‡

SO881836S5UP‡

SO881836A5UP‡

### DESCRIPTION

7-Shelf Letter, Starter

7-Shelf Letter, Adder

8-Shelf Letter, Starter

8-Shelf Letter, Adder

7-Shelf Letter, Starter

7-Shelf Letter, Adder

8-Shelf Letter, Starter

8-Shelf Letter, Adder

4-Shelf Letter, Starter

4-Shelf Letter, Adder

5-Shelf Letter, Starter

5-Shelf Letter, Adder

### DIMENSION

12"W x 36"D x 76"H

12"W x 36"D x 76"H

12"W x 36"D x 88"H

12"W x 36"D x 88"H

24"W x 36"D x 76"H

24"W x 36"D x 76"H

24"W x 36"D x 88"H

24"W x 36"D x 88"H

18"W x 36"D x 76"H

18"W x 36"D x 76"H

18"W x 36"D x 88"H

18"W x 36"D x 88"H

### LIST PRICE

\$615.90

\$534.30

\$696.20

\$609.20

\$918.20

\$776.20

\$1,031.80

\$881.60

\$466.70

\$379.00

\$544.90

\$443.00

**Please Note:** Adder Units do not stand alone, **MUST** be assembled with Starter Unit.

★ NEW!



#882436S7P\*



#SN26LT6

## Stak-N-Lok™ Modular Systems FILING & STORAGE ★ NEW!

With office space at a premium, **Stak-N-Lok™ modular systems** by Datum Storage Solutions add more capacity while using considerably less floor space — 15" deep compared to 18" for a standard lateral file. There's also an additional level of filing compared to a lateral file. The receding door design allows access to all of the files at once rather than just one level at a time.

### STANDARD FEATURES

- Easy access to files
- Enhanced record security
- One divider per shelf opening (included)
- Heavy-duty steel construction
- End Tab Storage Solution



### MODEL #

SOSN16LT5

SOSN16LT6

SOSN26LT5

SOSN26LT6

SOSN36LT5

SOSN36LT6

### DESCRIPTION

5-High Letter

6-High Letter

5-High Letter, (posting shelf)

6-High Letter, (posting shelf)

5-High Letter with spacer

6-High Letter with spacer

### DIMENSION

15"W x 36"D x 64"H

15"W x 36"D x 76"H

15"W x 36"D x 66½"H

15"W x 36"D x 78½"H

15"W x 36"D x 66½"H

15"W x 36"D x 78½"H

### LIST PRICE

\$1,269.00

\$1,451.00

\$1,496.00

\$1,678.00

\$1,404.00

\$1,585.00

100 Series

100 Series

200 Series

200 Series

300 Series

300 Series

**Finishes Available:** Bone White (T15) or Light Gray (T47)

**SO = SPECIAL ORDER**

All items on this page are Special Order.

## The Datum FileCart™ FILING & STORAGE

The **Datum FileCart™** is designed to provide transportation and storage of file folders, mail, and other office supplies. Easy access of transported materials increases office organization and efficiency.

★ NEW!



### STANDARD FEATURES

- Casters are 3" diameter hard rubber swivel casters (two free/two locking)

### MODEL #

SOBFC1

SOBFC2

### DESCRIPTION

Basic File Cart, Flat and File

Basic File Cart (2-file)

### DIMENSION

16"W x 35"D x 33½"H

16"W x 35¼"D x 33½"H

### LIST PRICE

\$387.00

\$456.00

### #BFC1

- Includes 2 moveable dividers
- 1 file shelf and 1 fixed utility shelf

### #BFC2

- Includes 4 moveable dividers
- 2 file shelves





# STORAGE

## COMPUTER SECURITY + DESKS AND WRITING SYSTEMS



### Laptop Locker™ COMPUTER SECURITY ★ NEW!

Prevent theft or unwanted access to your expensive laptop with a **Laptop Locker™** from Datum Storage Solutions. Perfect for offices, hotels, dorm rooms and more.



#### STANDARD FEATURES

- Can be mounted horizontally or vertically
- Interior Dimensions:** 3" D x 17" W x 12" H

★ **MODEL #**  
**SO LTL2K**

#### DESCRIPTION

Laptop Locker™ (key lock)

#### DIMENSION

3½"W x 18"D x 14½"H

#### LIST PRICE

\$214.00

**Finishes Available:** Bone White (T15) or Light Gray (T47)

#LTL2k



#CPU2M

### CPU Locker COMPUTER SECURITY ★ NEW!

#### STANDARD FEATURES

- 3-point key lock
- Ventilation pattern
- Slide-out tray for easy access
- Cable grommet on back of unit
- Reinforced door
- Interior Dimensions:** 20"D x 9"W x 19½"H

A **CPU Locker** from Datum Storage Solutions affordably protects your valuable CPUs from theft and unwanted access.

★ **MODEL #**  
**SO CPU2**  
**SO CPU2M**

#### DESCRIPTION

CPU Locker (hanging)

CPU Locker (mobile)

#### DIMENSION

22"W x 12"D x 24"H

22"W x 12"D x 27½"H

#### LIST PRICE

\$350.00

\$418.00

**Finishes Available:**  
Bone White (T15) or  
Light Gray (T47)



**SO = SPECIAL ORDER**

All items on this page  
are Special Order.

### Datum TekCart™ GLC COMPUTER SECURITY ★ NEW!

#### STANDARD FEATURES

- Exclusive fold-flat doors to maintain a smaller footprint
- 2 UL-listed 16-outlet, staggered power strips
- Removable back panel
- Cord wrap can be installed on either side
- Top-mounted handle
- Secure locking doors and back panel
- Four full-swivel casters
- Ships assembled

**TekCart™ GLC** by Datum Storage Solutions is a versatile charging cart for laptops, Chromebooks and tablets that fits perfectly into your venue—and your budget.

This "**Great Little Cart**" will charge a full 32 devices at once and provides more capacity in a smaller footprint than competitor carts.

★ **MODEL #**  
**SO GLC32**  
**SO GLCTK**

#### DESCRIPTION

32-Capacity (charging)

Timer Kit (installed in field)

#### DIMENSION

20¾"W x 20¾"D x 35½"H

N/A

#### LIST PRICE

\$1,295.00

\$395.00

**Finishes Available:** Tech Blue (T42) only

- Compartment Dimensions:** 13¾"D x 1½"W x 12½"H



#GLC32

Image subject to change.

### WallWrite® DESKS AND WRITING SYSTEMS ★ NEW!



#WW103

**WallWrite®** by Datum Storage Solutions is a unique, wall-mounted solution for areas where a desk or traditional workstation isn't feasible. The durable flip-down door serves as a writing surface.

★ **MODEL #**  
**SO WW100**  
**SO WW101**  
**SO WW103**  
**SO WW103SS**

#### DESCRIPTION

Locking

Non-Locking

Economy, Non-Locking

Economy, Non-Locking (Stainless)

#### DIMENSION

3¾"W x 20"D x 16¾"H

3¾"W x 20"D x 16¾"H

3¾"W x 20"D x 16¾"H

3¾"W x 20"D x 16¾"H

#### LIST PRICE

\$217.00

\$191.00

\$175.00

\$505.00

**Finishes Available:** Bone White (T15), Light Gray (T47), or Stainless Steel (SS)



#WW101



### The Mobile Podium Desk DESKS AND WRITING SYSTEMS ★ NEW!

The **Mobile Podium Desk** by Datum Storage Solutions combines a lockable podium cabinet with a desk unit to create a mobile solution for classrooms, training facilities and more.

★ **MODEL #**  
**SO 6024POD**  
**SO 6030POD**  
**SO CDPOD**  
**SORBRBPR**

#### DESCRIPTION

Mobile Podium Desk

Mobile Podium Desk

Center Drawer

Rubber Bumpers

#### DIMENSION

24"W x 60"H

30"W x 60"H

N/A

N/A

#### LIST PRICE

\$1,700.00

\$1,800.00

\$148.00

\$10.00 ea.

#### STANDARD FEATURES

- Built-in wire management
- Modesty panel
- Lockable storage areas
- Podium has two shelves
- Locking caster wheels
- Optional rubber bumpers (shown)

**Finishes Available:** Bone White (T15) with Finnish Oak (L15) top or Light Gray (T47) with Wild Cherry (L20) top.



#6024POD



#8036

**STORAGE CABINET  
8036**

• Four adjustable shelves  
72"H x 36"W x 18"D  
Weight: 130 lbs.  
List: \$939.00



#8118

**COMBINATION  
WARDROBE/STORAGE  
8118**

72"H x 36"W x 18"D  
Weight: 130 lbs.  
List: \$1,099.00

**Deluxe Storage Cabinets  
by OfficeSource™****STANDARD FEATURES**

- 180 Lb shelf capacity, evenly distributed
- Shelves adjust on 2" centers
- Heavy gauge steel
- 3 Point locking system

**180 LB SHELF  
CAPACITY,  
EVENLY DISTRIBUTED.  
FULLY WELDED STEEL  
CONSTRUCTION!**



#8080

**STORAGE CABINET  
COUNTER HEIGHT  
8080**

• Two Adjustable Shelves  
42"H x 36"W x 18"D  
Weight: 76 lbs.  
List: \$669.00

**18" DEEP  
EXTRA SHELF  
8038**


Weight: 6 lbs.  
List: \$89.00

Deluxe Cabinets - Symbol Key  
See Page 1 For Detailed Information



**\* Please Note:** Must install handles & locks in the field.

**Finishes In Stock:** Black, Light Gray, Putty  
**Finishes Quickship:** Tropic Sand, Charcoal

**PRODUCT DETAILS:**

A tru-lock  
three point  
rod assembly

**FINISHES  
AVAILABLE:**


09-Black



05-Light Gray



07-Putty



QS04- Tropic Sand



QS02-Charcoal



#EA4E361872

**Elite Collection by OfficeSource™****STORAGE CABINET W/KEYLESS ELECTRONIC LOCK HANDLE**

These cabinets are equipped with a keyless electronic coded locking system. The coded lock is available with two passwords, the administrator and the user. These can be changed to any combination of numbers, four for the user and six for the administrative password. The keypad also keeps a record of the day, date and time of when the cabinet is accessed, which can be displayed when the mechanism is idle. Emergency key included.

**HANDLE/LOCK  
DETAILS:**Keyless  
Electronic Lock  
& Handle**STORAGE CABINET  
QSEA4E361872**

• 4 Adjustable Shelves  
72"H x 36"W x 18"D  
List: \$1,359.00

**STORAGE CABINET  
QSEA4E362472**

• 4 Adjustable Shelves  
72"H x 36"W x 24"D  
List: \$1,599.00

**STORAGE CABINET  
QSEA4E462472**

• 4 Adjustable Shelves  
72"H x 46"W x 24"D  
List: \$1,959.00

**STORAGE CABINET  
QSEA4E462478**

• 4 Adjustable Shelves  
78"H x 46"W x 24"D  
List: \$2,039.00

**FINISHES AVAILABLE:**QS  
04-Tropic  
SandQS(GRY)  
05-Light  
GrayQS  
08-Forest  
GreenQS  
MG-Multi  
GraniteQS(BLK)  
09-BlackQS(PTY)  
07-PuttyQS02-  
CharcoalQS22-  
WhiteQS  
01-RedQS  
06-Blue

QS = QUICKSHIP

Elite Series - Symbol Key  
See Page 1 For Detailed Information



**\* Please Note:** Must install handles & locks in the field.





#8902

## Budget Storage Cabinets by OfficeSource™

### STANDARD FEATURES

- 150 Lb shelf capacity evenly distributed
- Shelves adjust on 2" centers
- Brushed chrome handle
- All cabinets come standard with lock
- All welded

### STORAGE CABINET 8902

- 3 Adjustable Shelves
  - 1 Fixed Shelf
- 36"W x 18"D x 72"H  
Weight: 125 lbs.  
List: \$839.00

### COUNTER HEIGHT CABINET 8903

- 2 Fixed Shelves
- 36"W x 18"D x 42"H  
Weight: 62 lbs.  
List: \$539.00

### ECONOMY EXTRA SHELF 8038

- For 8902
- Weight: 9 lbs.  
List: \$89.00

**Finishes In Stock:**  
Black, Putty, Light Gray

**\*SHIPPED FULLY  
ASSEMBLED!**

### FINISHES IN STOCK:

(BLK) 09-Black



(GRY) 05-Light Gray



(PTY) 07-Putty



**\* Please Note:**  
Must install handles  
& locks in the field.

Budget Storage -  
Symbol Key  
See Page 1 For Detailed  
Information



**FULLY  
ASSEMBLED**

## Mobile Storage Cabinets by OfficeSource™

Heavy gauge steel (20/22 gauge). Patented heavy duty 12 gauge caster base. Casters located to permit flush positioning to walls. Recessed three point locking handle. Extra deep adjustable shelves, plus bottom shelf. Welded steel construction. Powder coat finish. Shipped assembled.

### STANDARD FEATURES

- 4 Heavy duty 5" casters; 2 with locking brakes
- Heavy gauge steel shelves adjustable on 2" centers

### MOBILE STORAGE CABINET 9551WC

- 3 Adjustable Shelves
  - Recessed Handles
  - 850 lb load capacity evenly distributed per cabinet
- 36"W x 24"D x 66"H  
Weight: 165 lbs.  
List: \$1,399.00

**Finish In Stock:** Putty

### MOBILE STORAGE CABINET

**QSTA3R462460**  
(Not Pictured)  
• 2 Adjustable Shelves  
• Same as above  
46"W x 24"D x 66"H  
Weight: 165 lbs.  
List: \$2,149.00

**FINISH  
IN STOCK:**  
(PTY) 07-Putty



**TRU-GLIDE  
3-POINT LOCKING  
ASSEMBLY!**

### PRODUCT DETAILS:



**Recessed  
three point  
locking  
handle.**

### SIDE HANDLE FOR TRANSPORTS QSTSH

- Attaches to either side using bolts/nuts provided.
  - Additional backer support plate attaches
- List: \$179.00



#TSH



**Heavy Duty Caster Base**  
(No Assembly Required)

**OPTIONAL SIDE HANDLE  
MAKES TRANSPORTING  
SIMPLE!**

**QS = QUICKSHIP**

### FINISHES AVAILABLE



Mobile Storage - Symbol Key  
See Page 1 For Detailed Information



**FULLY  
ASSEMBLED**



#9551WC

Heavy Duty Patented  
Caster Base

## UL 1-Hour Lateral File

U.L. Class 350 one hour fire and impact rating. File folders not included. 22½"D. Manufacture limited lifetime warranty.

**Finish In Stock:** Parchment



#44422C

### 4 DRAWER FILE - LETTER/LEGAL 43822C

37½"W x 22½"D x 52¾"H  
Weight: 907 lbs.  
List: \$6,665.00

### 4 DRAWER FILE - LETTER/LEGAL QS43122C

31¾"W x 22½"D x 52¾"H  
Weight: 794 lbs.  
List: \$5,585.00

### 4 DRAWER FILE - LETTER/LEGAL QS44422C

44½"W x 22½"D x 52¾"H  
Weight: 1,019 lbs.  
List: \$8,010.00

**\* Please Note:**  
2 & 3 Drawer Files  
also available



QS = QUICKSHIP



UL 1 hr fire rated




ETL  
water resistant



UL 30ft impact rated



high-security  
key lock



## UL 1-Hour Vertical File

UL Class 350 one-hour fire, impact, and explosion rating. Insulation between drawers makes each drawer a separate, fireproof unit. UL Listed, high-security Medeco® key lock. Water resistant. Manufacturer's limited lifetime warranty.

Free after-fire replacement guarantee. Made in the USA.



### 31½" - DEEP FILES

#### 2 DRAWER FILE - LEGAL QS22131C

20¾"W x 31¾"D x 27¾"H  
Weight: 383 lbs.  
List: \$2,900.00

#### 4 DRAWER FILE - LEGAL QS42131C

20¾"W x 31¾"D x 52¾"H  
Weight: 664 lbs.  
List: \$4,415.00

#### 2 DRAWER FILE - LETTER QS21831C

17¾"W x 31¾"D x 27¾"H  
Weight: 348 lbs.  
List: \$2,820.00

#### 4 DRAWER FILE - LETTER QS41831C

17¾"W x 31¾"D x 52¾"H  
Weight: 603 lbs.  
List: \$4,300.00

QS = QUICKSHIP



UL 1 hr fire rated



ETL  
water resistant



UL 30ft impact rated



high-security  
key lock



#21831C

#41831C

### 25" - DEEP FILES

#### 2 DRAWER FILE - LETTER QS21825C

17¾"W x 25"D x 27¾"H  
Weight: 287 lbs.  
List: \$2,270.00

#### 4 DRAWER FILE - LETTER QS41825C

17¾"W x 25"D x 52¾"H  
Weight: 508 lbs.  
List: \$3,550.00

#### 2 DRAWER FILE - LEGAL QS22125C

20¾"W x 25"D x 27¾"H  
Weight: 326 lbs.  
List: \$2,310.00

#### 4 DRAWER FILE - LEGAL QS42125C

20¾"W x 25"D x 52¾"H  
Weight: 551 lbs.  
List: \$3,610.00



# STORAGE

FIRE RESISTANT/INSULATED FILES, CABINETS & SAFES



## Patriot File - AMERICAN MADE

Economically priced for today's economy yet features FireKing's signature integrity and high quality, and has been awarded the prestigious UL class 350° one hour fire rating.

**Finishes In Stock:** Parchment & Black

### 4 DRAWER FILE - LETTER

4P1831C  
17¾"W x 31⅞"D x 52¾"H  
Weight: 603 lbs.  
List: \$2,695.00

### 4 DRAWER FILE - LEGAL

4P2131C  
20¾"W x 31⅞"D x 52¾"H  
Weight: 664 lbs.  
List: \$2,845.00

### 4 DRAWER FILE - LETTER/LEGAL

4P1825C  
17¾"W x 25"D x 52¾"H  
Weight: 508 lbs.  
List: \$2,345.00

#### \* Please Note:

2 Drawer Files also available through Quickship.

#### (4P1831C) FINISHES IN STOCK:

(BLK) Black




(PA) Parchment



UL 1 hr fire rated

#4P1831C



## UL 1- Hour Turtle Files

UL Class 350-1 hr. rated for both fire and 30-ft. impact. Files both letter and legal size documents. Only 17¾"W x 22⅞"D. Parchment finish. Two person delivery required. File folders not included. Manufacture limited lifetime warranty.

**Finish In Stock:** Parchment

### 2 DRAWER FILE - LETTER/LEGAL

2R1822C  
17¾"W x 22⅞"D x 27¾"H  
Weight: 251 lbs.  
List: \$1,200.00

### 4 DRAWER FILE - LETTER/LEGAL

4R1822C  
17¾"W x 22⅞"D x 52¾"H  
Weight: 435 lbs.  
List: \$2,075.00



UL 1 hr fire rated

water resistant

UL 30ft impact rated

1/2 hr ETL rating



#4R1822C

#2R1822C

## 1-Hour Fire Safes and Water Resistant

ETL Verified for 1-hour fire protection of CDs, DVDs, memory sticks and USB drives. Hinge side bolts and heavy-duty locking handle to prevent forced entry. Available with one adjustable shelf. Antimagnet tamperproof locks.

**Finish Available:** Gray

### 18" H SAFE WITH ELECTRONIC LOCK

QSKY13131GREL  
18½"W x 19"D x 18"H  
Weight: 105 lbs.  
List: \$579.00

### 18" H SAFE WITH COMBO LOCK

QSKY13131GRCL  
18½"W x 19"D x 18"H  
Weight: 105 lbs.  
List: \$569.00

### 14" H SAFE WITH ELECTRONIC LOCK

QSKY09131GREL  
18½"W x 19"D x 14"H  
Weight: 84 lbs.  
List: \$439.00

### 14" H SAFE WITH COMBO LOCK

QSKY09131GRCL  
18½"W x 19"D x 14"H  
Weight: 84 lbs.  
List: \$429.00



All FireKing files are designed to prevent water damage resulting from sprinklers and fire hoses



MagPROOF™ Cannot be opened by a magnet

**★ NEW!**

**QS = QUICKSHIP**



#KY13131GREL



#KY13131GRCL



#KY09131GREL



#KY09131GRCL

### Storage & Wardrobe Cabinets by OfficeSource™



#PL151



#PL207



#PL150

#PL150151SGD

Hinged to  
Open Right  
or Left.

#### DOUBLE DOOR CABINET PL151

- Four Adjustable Shelves  
35½"W x 22"D x 65½"H
- List: \$1,099.00

#### WARDROBE STORAGE CABINET PL207

- Adjustable Shelves
- 2 Vertical Drawers
- Coat Rod
- 24"W x 24"D x 65½"H
- List: \$1,599.00

#### PERSONAL WARDROBE STORAGE CABINET PL150

- Adjustable Shelf & Coat Rod
- 18"W x 24"D x 65½"H
- List: \$849.00

#### OPTIONAL DOOR TEMPERED GLASS FRAMED HUTCH DOOR W/SILVER FRAME

- PL150151SGD  
(For PL150 & PL151)
- List: \$299.00

**Note:** 1 Per Box, Order 2 for  
complete coverage on PL151.

#### FINISHES WITH STANDARD PULLS IN STOCK

Cherry w/Black Pulls



Mahogany w/Black Pulls



Honey w/Black Pulls



Maple w/Black Pulls



Espresso w/Silver Pulls



Modern Walnut  
w/Silver Pulls



\*White  
w/Silver Pulls (Select Skus)



Coastal Gray  
w/Silver Pulls



PL151 w/(2) PL150151SGD

#### OPTIONAL DRAWER PULLS



Rectangular Pull

**QUALITY 3MM DURA-EDGE  
PROTECTION!**

#### 2 DRAWER LATERAL FILE

##### PL112

- Removable Top
- Letter or Legal
- Fully Assembled
- 35½"W x 22"D x 29½"H
- List: \$799.00

#### OPEN HUTCH

##### PL153

- Two Adjustable Shelves
- 35½"W x 14"D x 36"H
- List: \$389.00

#### DOUBLE DOOR CABINET

##### PL152

- Two Adjustable Shelves
- 35½"W x 22"D x 37¼"H
- List: \$669.00

#### OPTIONAL DOOR TEMPERED GLASS FRAMED HUTCH DOOR W/SILVER FRAME

- (Set of 2)
- PL152SGD (For PL152)
- List: \$499.00 each set

#### STORAGE COMBINATIONS



#PL152 w/ #PL153



#PL112 w/ #PL152



#PL152SGD

OS Laminate Series - Symbol Key  
See Page 1 For Detailed Information



Environmentally Friendly



**Ready to  
Assemble**  
Some items in this series  
come ready-to-assemble.

**Finishes In Stock:** Cherry, Mahogany, Honey, Maple, Espresso,  
Modern Walnut, White\* & Coastal Gray  
\*(White In Stock For Select Skus, See Pages 26-29)



### Laminate Pedestals

by OfficeSource™

#### MOBILE - 3 DRAWER PEDESTAL - BOX/BOX/FILE

PL148

- Includes Lock
  - 16"W x 22"D x 28½"H
- List: \$599.00

#### MOBILE - 2 DRAWER PEDESTAL - BOX/FILE

PL1007

- Includes Lock
  - 16"W x 22½"D x 22½"H
- List: \$499.00

#### MOBILE - 2 DRAWER PEDESTAL - FILE/FILE

PL149

- Includes Lock
  - 16"W x 22"D x 28½"H
- List: \$629.00

#### TOP CUSHION CUSH1623

- For PL1007 Pedestal
- List: \$139.00



Shown w/Optional Top Cushion

#### Finishes In Stock:

Cherry, Espresso, Mahogany,  
Honey, Maple, Modern Walnut,  
White & Coastal Gray

#### CUSHION UPHOLSTERY IN STOCK:

Celestial Blue Lime Green



Dark Gray Visconti



#### OPTIONAL DRAWER PULLS



Silver Pull

PLPULLHLNI  
List: \$25.00 ea.



PLPULLRSI  
List: \$29.00 ea.



#PL148




#PL149



#PL1007

#### FINISHES WITH STANDARD PULLS IN STOCK



### Metal Pedestals by OfficeSource™

**Features Include:** Free standing, sliding ball bearing suspension drawers to ensure smooth drawer action, adjustable glides & locks included.



#CPSFF



#CPSBBF



#CPSBF



Shown w/Optional Top Cushion

#### 2 DRAWER PEDESTAL - FILE/FILE

CPSFF

- Includes Lock & 4 Adj. Glides
  - 15"W x 22"D x 26½"H
- List: \$429.00

#### 3 DRAWER PEDESTAL - BOX/BOX/FILE

CPSBBF

- Includes Lock & 4 Adj. Glides
  - 15"W x 22"D x 26½"H
- List: \$429.00

#### 2 DRAWER MOBILE PEDESTAL - BOX/FILE

CPSBF

- Includes Lock & 4 Adj. Glides
  - 15"W x 22"D x 22¼"H
- List: \$369.00

#### TOP CUSHION CUSH1522

- For CPS Pedestals
- List: \$129.00



#CUSH1522

#### OPTIONAL CASTERS FOR PEDESTALS

CPPCASTERS

- (Set of 4)
- List: \$39.00



Castors (Set of 4)

#CPPCASTERS

#### FINISHES IN STOCK:

(BLK) Black (CHR) Charcoal



(WH) White (SIL) Silver



#### CUSHION UPHOLSTERY IN STOCK:

Celestial Blue Lime Green



Dark Gray Visconti



**(CPSFF & CPSBBF) Finishes In-Stock:**  
Black, Charcoal, Light Gray, Silver & White

**(CPSBF) Finishes In-Stock:** Silver & White Only

## Lateral File Collection

by OfficeSource™

### STANDARD FEATURES

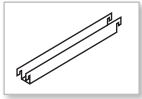
- Safety features include counter weights and an interlock system to prevent tipping
- Heavy-duty full pull designer cabinet at an affordable price
- Reinforced heavy gauge welded steel construction
- Standard with factory installed lock and hanging bars
- Powder Coat Paint
- Meets or Exceeds ANSI/BIFMA Performance Standards

### 35-1/2"WIDE – LATERAL FILES

2 DRAWER FILE	3 DRAWER FILE	4 DRAWER FILE	5 DRAWER FILE
8362	8363	8364	8365
19¾"D x 27¾"H	19¾"D x 39¾"H	19¾"D x 51¾"H	19¾"D x 63¾"H
List: \$789.00	List: \$1,129.00	List: \$1,369.00	List: \$1,929.00

Finishes In Stock: **BLK** Black, **GRY** Light Gray, **PTY** Putty

### ACCESSORIES



#### DOUBLE RAIL HANGING FRONT TO BACK FILING RAIL 8000FB

- All Files Require 2 Rails Per Drawer
- List: \$49.00 (Pair)



#### 8000LOCKCOREKIT

List: \$59.00 ea.

#### 8000COREKEY

List: \$29.00 ea.

#### 8000MASTERKEY

List: \$29.00 ea.

#8362



Some items in this series come ready-to-assemble.



#VF4DLET250


## Vertical File Collection

by OfficeSource™

These durable welded steel vertical file cabinets are the cost-effective way to keep files organized and secure using minimal floor space.



#VF2DLET250



### STANDARD FEATURES

- Steel ball bearing slide suspension for superior performance
- Full drawer extension for easy file retrieval
- High-sided drawers accommodate hanging folders
- Follower block in drawers keeps files upright
- Label holder for easy identification
- Aluminum thumb latch and handles
- Single lock secures all drawers, 2 keys included
- Powder coat finish

### 25"DEEP – VERTICAL FILES

#### 4 DRAWER FILE - LETTER

VF4DLET250

15"W x 52"H

List: \$699.00

#### 2 DRAWER FILE - LETTER

VF2DLET250

15"W x 29"H

List: \$419.00

### Finishes In Stock:

Black, Putty, Light Gray

### FINISHES IN STOCK:

(BLK) Black

(PTY) Putty

(GRY) Light Gray

Vertical Files - Symbol Key  
See Page 1 For Detailed Information



**DURABLE, POWDER  
COATED FINISH!**



**QUALITY**  
**3MM DURA-EDGE**  
**PROTECTION!**



**Ready to Assemble** Some items in this series come ready-to-assemble.

## OS Laminate Lateral Files by OfficeSource<sup>™</sup>

### Finishes In Stock:

Cherry, Mahogany, Honey, Maple, Espresso, Modern Walnut, \*White & Coastal Gray



#PL112



#PL184



Environmentally Friendly



#PL183



#PL114

### 2 DRAWER LATERAL FILE

PL112

- Removable Top
- Letter or Legal
- Fully Assembled
- 35½"W x 22"D x 29½"H
- List: \$799.00

### 4 DRAWER LATERAL FILE

PL184

- Letter or Legal
- Fully Assembled
- 35½"W x 22"D x 54½"H
- List: \$2,299.00

### 3 DRAWER LATERAL FILE

PL183

- Letter or Legal
- Fully Assembled
- 35½"W x 22"D x 42"H
- List: \$1,899.00

### COMBO LATERAL FILE BOX/BOX/FILE W/1 LATERAL FILE

PL114

- Removable Top
- Fully Assembled
- 31"W x 22"D x 29½"H
- List: \$899.00

### OPTIONAL DRAWER PULLS



**Silver Pull**

PLPULLHLNI  
List: \$25.00 ea.



**Rectangular Pull**

PLPULLRSI  
List: \$29.00 ea.

### FINISHES AVAILABLE:



Cherry  
w/Black Pulls



Mahogany  
w/Black Pulls



Honey  
w/Black Pulls



Maple  
w/Black Pulls



Espresso  
w/Silver Pulls



Modern Walnut  
w/Silver Pulls



White  
w/Silver Pulls



Coastal Gray  
w/Silver Pulls

## OS 600 Series Lateral Files by OfficeSource<sup>™</sup>

- Full drawer extension on genuine progressive telescoping ball-bearing slides provide smooth, trouble-free operation
- Built-in drawer interlock system prevents more than one drawer from opening at a time
- Center lock securely locks both sides of each drawer for positive security
- Meets or Exceeds ANSI/BIFMA Performance Standards



Gold Stars Indicate  
Product New for 2018.

### Finishes Available:

Black, Putty, Light Gray, Charcoal, Burgundy, Blue, White



#LSF6A362



#LSF6A363



#LSF6A364



#LSF6A365

### 2 DRAWER LATERAL FILE

QSLF6A362

36"W x 19¼"D x 28¾"H  
List: \$999.00

### 3 DRAWER LATERAL FILE

QSLF6A363

36"W x 19¼"D x 40¾"H  
List: \$1,399.00

### 4 DRAWER LATERAL FILE

QSLF6A364

36"W x 19¼"D x 53¼"H  
List: \$1,699.00

### 5 DRAWER LATERAL FILE

QSLF6A365

36"W x 19¼"D x 66¾"H  
List: \$2,199.00

### ★ 3 DRAWER 42" W LATERAL FILE

QSLF6A423

42"W x 19¼"D x 40¾"H  
List: \$1,519.00

### ★ 4 DRAWER 42" W LATERAL FILE

QSLF6A424

42"W x 19¼"D x 53¼"H  
List: \$1,839.00

### ★ 5 DRAWER 42" W LATERAL FILE

QSLF6A425

42"W x 19¼"D x 66¾"H  
List: \$2,339.00

OS 600 Series - Symbol Key See  
Page 1 For Detailed Information



**QS = QUICKSHIP**

### FINISHES AVAILABLE:

QS(BLK) 09-Black

QS(PY) 07-Putty

QS(GRY) 05-Light Gray

QS02-Charcoal

QS03-Burgundy

QS06-Blue

QS08-White



## Benching Cabinets by OfficeSource™

*Choose Your Cabinet Base Style!*

**2 DRAWER METAL FILE**  
830BF  
30"W x 19"D x 20 or 23"H  
List: \$799.00

**2 DRAWER METAL FILE**  
836BF  
36"W x 19"D x 20 or 23"H  
List: \$869.00



**BOOKCASE W/1 SHELF**  
83000  
30"W x 19"D x 20 or 23"H  
List: \$539.00

**BOOKCASE W/1 SHELF**  
83600  
36"W x 19"D x 20 or 23"H  
List: \$599.00



Metal File  
w/Optional Top Cushion

**SEATING OPTIONS**

★ **CABINET CUSHION**  
CUSH2030  
List: \$189.00

★ **CABINET CUSHION**  
CUSH2036  
List: \$219.00



**TOP DRAWER/BOTTOM OPEN**  
830BO  
30"W x 19"D x 20 or 23"H  
List: \$639.00

**TOP DRAWER/BOTTOM OPEN**  
836BO  
36"W x 19"D x 20 or 23"H  
List: \$699.00



#830BF



#830OF w/#83CASTERS

**TOP OPEN/BOTTOM DRAWER**  
830OF  
30"W x 19"D x 20 or 23"H  
List: \$739.00

**TOP OPEN/BOTTOM DRAWER**  
836OF  
36"W x 19"D x 20 or 23"H  
List: \$839.00



#830BF w/#83SL

**BASE OPTIONS**

**HEAVY DUTY CASTER BASE**  
83CASTERS  
• Set of 4  
• w/Casters Cabinet is 23"H  
List: \$99.00

**SOFA LEG BASE**  
83SL  
• Set of 4  
• w/Legs Cabinet is 23"H  
List: \$59.00

**CUSHION UPHOLSTERY IN STOCK:**

Celestial Blue



Lime Green



Dark Gray



Visconti



**Metal Cabinets Finishes**  
In-Stock: Silver & White

★ Gold Stars Indicate  
Product New for 2018.



Featuring *e-plus Advantages*



**Clearly Innovative**  
**LIFETIME CHAIRMATS™**



### STANDARD FEATURES

- Made of 1/4" clear tempered glass to our patented specifications
- Five times stronger than common glass
- All mats feature patented beveled edges and radius corners - Patent No. US 8,168,286,B2 issued May 1, 2012.
- Capable of supporting 1000's of pounds per mat
- Lifetime Limited Warranty against breaking or chipping
- 99.9% of surveyed buyers say they are delighted with their glass chairmats

**AVAILABLE IN MANY SIZES TO  
FIT ANY OFFICE**

**AFFORDABLE COMPARED  
TO "BEST QUALITY - USE AND  
DISCARD" VINYL CHAIRMATS!**


### GLASS CHAIRMATS

MODEL #	DIMENSION	LIST PRICE
CI3646	36" x 46"	\$470.00
CI4646	46" x 46"	\$555.00
CI4450	44" x 50"	\$575.00
CI4060	40" x 60"	\$595.00
★ CI4848	48" Round	\$600.00
CI4860	48" x 60"	\$600.00

### NEW! Round Chairmat



**Exclusive Patented Feature**  
Beveled edges allow easy rolling  
on and off!



## ERGONOMIC • ECO • ELEGANT • ECONOMICAL

### Ergonomic Benefits

Relieves back and joint stress from difficult rolling and caster indentation.

### Elegant in Your Office

Clear, beveled, quality elegance – complements office furnishings.

### Economical

Never needs replacing, saves money.

### Eco A Green Product

Made from silica sand and recycled glass, not a petroleum product.

### Effortless Rolling

Desk chairs glide, no more pushing or tugging on thin vinyl mats.

### Protects Your Flooring

Carpet and hardwood stay new and never wear under glass chairmats.

**SEE YOUR OFFICE SUPPLY AND FURNITURE DEALER FOR  
A LIFETIME CHAIRMAT DEMONSTRATION.**



Gold Stars Indicate  
Product New for 2018.



### CHAIRMAT SELECTION GUIDE

#### 1 Determine your flooring type.



**HARD FLOORS**  
Wood, tile, linoleum or vinyl floors.



**CARPET**  
For carpet thickness, measure from sub floor to top of carpet.

#### 2 Consider your usage and weight.



For extended use or weight over 200 lbs., choose a mat for a higher pile carpet than your current carpet pile.



RECTANGLE




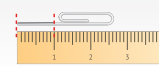
LIP



WORKSTATION

#### 4 How to measure carpet thickness.

1. Straighten the end of a paperclip.
2. Measure through padding from top of subfloor to top of carpet.
3. Choose a chair mat with equal or greater depth based on your carpet measurement.



#### DIMENSIONS® SQUARED CHAIR MAT

Style and innovation combine to create the NEW Dimensions chair mat collection featuring a unique Concentric Square pattern that dramatically enhances interior environments

- Glide effortlessly across the clear smooth surface
- Patented design with micro cleats produces a thicker, premium feel and securely positions mat in place
- Protects medium pile carpet up to 3/4" thick including padding
- GREENGUARD Gold certified for low chemical emissions to UL 2818
- Straight edge
- Limited Lifetime "No Crack Mat" Warranty
- Made in USA

CS4860RC ★ 48" x 60" Square - No Lip ..... \$285.00

★ **NEW!**



#### DIMENSIONS® CHAIRMATS FOR MEDIUM PILE CARPET

- Style and innovation combine to create the NEW Dimensions chair mat collection featuring a unique Linear pattern that dramatically enhances interior environments
- Glide effortlessly across the clear smooth surface
- Unique base is engineered with linear ridges and micro cleats to securely position mat in place
- Protects medium pile carpet up to 3/4" thick including padding
- Limited Lifetime "No Crack Mat" Warranty

DL3648RMP 36" x 48" Rectangle.....\$257.00  
DL4553RMP 45" x 53" Rectangle.....\$276.00  
DL4660RMP 46" x 60" Rectangle.....\$356.00



#### EVERLIFE® CHAIRMATS FOR HARD FLOORS

Protects hard floors: laminate, wood, tile and other hard floor surfaces. High quality, straight edge, clear chair mat shields floor from wear and tear.

**For light use. Limited 1-Year "No Crack Mat" Warranty.**

HF3648SE  
36" x 48" Lip ..... \$99.00

**For heavier use. Limited Lifetime "No Crack Mat" Warranty.**

HF4553RC  
45" x 53" Rectangle.....\$136.00  
HF4860RC  
46" x 60" Rectangle.....\$152.00



#### EVERLIFE® CHAIRMATS FOR LOW PILE CARPET

Protects commercial, loop or berber style carpet up to 3/8" thick including padding. Ideal for moderate use in home and office applications. Features AnchorBar® chairmat cleats. Limited Lifetime "No Crack Mat" Warranty.

**Crystal edge.**

LP3648NC  
36" x 48" Lip .....\$68.00  
LP4553AC  
45" x 53" Lip .....\$82.00  
E4860RAC  
46" x 60" Rectangle.....\$145.00



Gold Stars Indicate  
Product New for 2018.



EverLife® carpet chairmats feature  
AnchorBar® chairmat cleat system  
- easy to handle; no sharp points.





# ACCESSORIES

## CHAIRMATS

### CHAIRMAT SELECTION GUIDE

#### EVERLIFE® CHAIRMATs FOR MEDIUM PILE CARPET

Protects medium pile carpet up to 3/4" thick, including padding. Workstation mat is ideal for use in L, U-shaped or larger workspace areas. All day support for everyday office use. Features AnchorBar® chairmat cleats. Limited Lifetime "No Crack Mat" Warranty.



#### EVERLIFE® BIG & TALL CHAIRMATs

High performance chairmat for intensive use such as with Big & Tall chairs. Essential for extra high pile carpet more than 1" thick including padding. Features AnchorBar® chairmat cleats. Limited Lifetime "No Crack Mat" Warranty.

**Beveled-Edge® is ramped for a smoother transition on/off mat.**

BT3648RBVC  
36" x 48" Rectangle.....\$229.00  
BT4553RBVC  
45" x 53" Lip .....\$294.00



#### Straight Edge.

ST6660ABVC 66" x 60" Workstation.....\$247.00

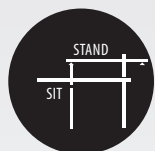
**Crystal Edge Mat creates a smooth finished edge of superb clarity while providing effortless roll on/off the mat.**

ST3648NBVC 36" x 48" Lip.....\$99.00  
ST4553ABVC 45" x 53" Lip.....\$108.00  
ST4860RBVC 46" x 60" Rectangle.....\$155.00

**Beveled-Edge® is ramped for a smoother transition on/off mat.**

ST4553RBVC 45" x 53" Rectangle.....\$164.00  
ST4872RBVC 48" x 72" Rectangle.....\$270.00  
ST6060RBVC 60" x 60" Rectangle.....\$282.00

**Ask about our Custom Size Mats!**



**1 Choose a Standing or Sit-to-Stand Desk**



**2 Pick an Anti-Fatigue Mat**



**3 Work better!**  
**FACT:** Studies show standing and moving more reduces the risk of obesity, diabetes, cardiovascular disease and cancer.

## Reduce the negative side effects of sitting all day.

#### FEEL GOOD® ANTI-FATIGUE MAT

Stand in comfort with an ergonomically designed dome surfaced mat. Tapered edges and rounded corners help eliminate trip hazard. Waffle underside grips hard floors or carpet. For dry areas only. 2-Year Limited Warranty.

#### BLACK DOME

AF3624RBK

36" x 24" .....\$182.00



Features an ergonomic domed surface, tapered edges and a waffle underside that grips floors.

**OfficeSource®**

#### ANTI-FATIGUE MAT

Comfort and increased productivity!


The ergonomically styled anti-fatigue mat from OfficeSource® is the perfect solution for improving workers comfort and productivity. This mat provides all day comfort and relief from aching feet and legs and also can help relieve back stress that occurs from long periods of standing.

#### BLACK MAT

AF3320RBK ★

33" x 20" x 3/4" .....\$119.00

**★ NEW!**



Water-proof, durable, and slip-resistant. Beveled edges help reduce tripping hazards.

**StandUp**  
Standing Desk Series

### Keyboard Systems...

*Economical  
Alternatives  
Featuring  
Compact  
Keyboard Trays  
with Swivel  
Under Mouse  
Trays*



★ Gold Stars Indicate  
Product New for 2018.



#### SLIDE OUT KEYBOARD SYSTEM

OSF500BLK

- Includes: MDF Keyboard & Mouse Tray with Molded PU Palm Rest
- Slides Lock in Fully Extended Position to Prevent Keyboard Tray Moving During Use
- MDF Teardrop Mouse Tray with Swivel

Keyboard Tray: 20"W x 11"D

Mouse Tray: 7½"W x 8½"D

Color In Stock: Black

List: \$129.00

#### SPRING ASSIST SYSTEM

OSF600BLK

- Includes: MDF Keyboard & Mouse Tray with Molded PU Palm Rest
- MDF Teardrop Mouse Tray with Swivel
- 21" Track

Keyboard Tray: 20"W x 11"D

Mouse Tray: 7½"W x 8½"D

Color In Stock: Black

List: \$189.00

#### LIFT & LOCK W/TEAR DROP

OSF700BLK

- Includes: MDF Keyboard & Mouse Tray with Gel Palm Rest
- MDF Teardrop Mouse Tray with Swivel
- 21" Track

Keyboard Tray: 20"W x 11"D

Mouse Tray: 7½"W x 8½"D

Color In Stock: Black

List: \$279.00

#### LIFT & LOCK SYSTEM W/SLIDE-OUT

OSF800BLK

- Includes: MDF Keyboard & Mouse Tray with Molded PU Palm Rest
- MDF Square Sliding Mouse Tray; Mouse Tray Slides Out Either Left or Right
- 8" Front-to-Back Distance
- 21" Track

Keyboard Tray: 20½"W x 11"D

Mouse Tray: 7¼"W x 8"D

Color In Stock: Black

List: \$339.00



### Keyboard Adapter - STANDING HEIGHT DESK



★ **NEW!**

#### KEYBOARD ADAPTER ★


OSF6003BLK

- Not compatible with OSF500BLK
- 4½"W x 1¼"D x 2"H
- List: \$49.00

Color In Stock: Black

Allows a standard keyboard to be used by extending it lower for use on a HAT Table or Variant Benching units effectively straddling the center support beams on these products.

### Center Drawer



Color In Stock:  
Black

**LOW PROFILE DESIGN  
ATTACHES TO MOST  
WORKSURFACES!**

#### BLACK CENTER DRAWER

CDR1BLK

21¼"W x 16¼"D x 2"H

List: \$99.00

#### Features Include:

- Ball-bearing suspension
- Built in pencil tray
- Low profile design

### CPU Holder

#### UNIVERSAL CPU HOLDER

OSF100BLK

- Attaches to underside of work surface
- 50 lbs Load Capacity
- 360° Swivel Rotation
- All Steel
- List: \$199.00

Color In Stock: Black

#### CPU Case Size:

- Width: 3¼" up to 8¼"
- Height: 12" up to 20½"
- Track Length: 16"



**ADJUSTS TO  
FIT JUST ABOUT  
ANY CPU!**



### Task Lighting

LED lighting provides a color that is crisp and bright like no other form of artificial light. The cost to operate LED lighting is approximately 80% less than normal bulbs and they also provide greater durability and longer lasting.

**★ NEW!**

★ Gold Stars Indicate Product New for 2018.



#PLEDBUDTL24

#PLEDBUDTL48



#PLEDDIMTL24MAGBLK

#PLEDDIMTL48MAGBLK

#### ★ 24" LED TASK LIGHT PLEDBUDTL24

- Features a basic On & Off switch
- Extra frosted lens to prevent unwanted glare
- Available in standard lengths 24" and 48"
- Uses LED light instead of T5 fluorescent light to ensure longevity
- Includes (2) mounting clips and screws (magnets sold separately)

List: \$199.00

#### ★ 48" LED TASK LIGHT PLEDBUDTL48

- Features a basic On & Off switch
- Extra frosted lens to prevent unwanted glare
- Available in standard lengths 24" and 48"
- Uses LED light instead of T5 fluorescent light to ensure longevity
- Includes (2) mounting clips and screws (magnets sold separately)

List: \$299.00

#### ★ 24" ENERGY EFFICIENT LED TASK LIGHT W/DIMMER PLEDDIMTL24MAGBLK

- Unit features Touch Dimmer
- Includes built-in magnet
- Packaged with 10' power cord
- AC100V-240V, 12W, 4000K


List: \$229.00

#### ★ 48" ENERGY EFFICIENT LED TASK LIGHT W/DIMMER PLEDDIMTL48MAGBLK

- Unit features Touch Dimmer
- Includes built-in magnet
- Packaged with 10' power cord
- AC100V-240V, 12W, 4000K

List: \$319.00

### LCD Arms



*Free Up Valuable Desk Space*

#### DELUXE DUAL LCD ARM 627CS

- Die-casting aluminum.
- LCD mounting arm is designed for two monitors.
- Each display can be tilted / swiveled to any angle you need.
- Holds up to (2) 27" monitors, maximum weight each monitor-22 lbs (maximum monitor width 28 inches)
- Height of the arms can be adjustable
- Standard C-clamp for desk mount up to 2.73" thick.

**Finish In Stock:** Silver  
List: \$399.00

#### DELUXE SINGLE LCD ARM 227CS

- Die-casting aluminum two-step arm.
- The height of LCD monitor is adjustable.
- Meets with VESA 3" x 3" or 4" x 4".
- Holds up to (1) 27" monitor, monitor maximum weight 22 lbs
- Standard C-clamp for desk mount up to 2.73" thick.

**Finish In Stock:** Silver  
List: \$299.00



*Works Well  
With Multiply  
User  
Workstations  
Too!*



### Grommet Power Centers

Add the Convenience of Direct Power & Data into your Workstations, Conference Tables or Training Tables



#### POWER CENTER OSF3000BLK

- Provides direct access to power
- Compact and discreet solution for laptop users
- Reduces clutter

#### Specifications

- 1 Power Outlet, 1 USB connection with optional Data/Charge
- Fits all OS Laminate grommets (2 3/8")
- Grommet Hole: 2 3/8"
- 5' Power Cord
- 40" USB Cable

**Color In Stock:** Black  
List: \$99.00



#OSF3000BLK



#### HIDDEN POWER CENTER

##### OSF2000BLK

- Hidden power center
- Spring-loaded button to open
- Lid sits flush when not in use
- Reduces clutter
- Provides direct access to power and ethernet
- Compact and discreet solution for laptop users

#### Specifications

- 3 Power Outlets, 2 USB Chargers, RJ45
- 8' Power Cord
- Overall Dimensions: 4 3/8" Diameter
- Cutout Hole Size: 4 1/8" Diameter
- UL/CUL Listed
- 15A, 125V

**Color In Stock:** Black  
List: \$109.00



#OSF2000BLK

#### IPHONE CHARGING STATION



★ **NEW!**

#### Cell phone charger

##### OSF7000BLK

- Fits all OS Laminate grommets (2 3/8")
  - Includes Apple Adapter
- List: \$149.00



### Pull Out Power Grommet



**Color In Stock:** Black  
**CLOSED**

#### PULL OUT POWER GROMMET

##### OSF1000BLK

- Hidden pull-out power center
- Optional table accessory
- Lid sits flush when not in use
- Reduces clutter
- Provides direct access to power
- Compact and discreet solution for laptop users
- Ideal for office tables (workstations, boardrooms, meeting rooms)

#### Specifications

- 4 Power Outlets, 2 USB Chargers
- Heavy Duty 8' Power Cord with surge suppressor w/indicator light
- On/Off Switch with built-in circuit breaker
- Fits all OS Laminate grommets (2 3/8")
- Grommet Hole: 2 3/8"
- UL/CUL Listed
- 15A, 125V

**POWER OPTIONS EASILY FIELD-INSTALLED**  
into all laminate workspaces.

List: \$139.00



#OSF1000BLK

### Mobile Power Tower



#OFS8000SI

#### ★ 4-SIDED MOBILE POWER TOWER

##### OFS8000SI

- 14' Power Cord
- 39 3/8" High

#### Specifications

##### Per Side:

- 2 Electrical sockets
- 2 USB Charging Ports
- Four-sided provides 360° degrees
- Heavy Duty Casters
- On/Off switch

**Color In Stock:** Silver  
List: \$999.00

★ **NEW!**



★ Gold Stars Indicate  
Product New for 2018.

### Power Modules

Easily Mounts to OS Laminate Series, Elements, Stand-Up  
Desking Systems or Borders – See Pages 52-73.



#OSF6000SI

#### TABLE MOUNTABLE POWER MODULE OSF6000SI

- Reduces clutter
- Provides direct access to power
- Ideal for office tables (workstations, boardrooms, meeting rooms)
- Mounts above or below work surface

#### Specifications

- 2 UL Power Outlets
- 1 Dual USB Charger
- 8' Power Cord
- Dimensions: 7"W x 3 1/2"D x 4"H

**Color In Stock:** (SI) Silver  
List: \$149.00



#OSF5000BLK

#### UNDER SURFACE MOUNT OSF5000BLK

- Mounts under the edge of a work surface making your power and data easily accessible
- Hidden and out of sight
- Reduces clutter
- Provides direct access to power
- Compact and discreet solution for laptop users
- Ideal for office tables (workstations, boardrooms, meeting rooms)

#### Specifications

- 2 Power Outlets, 2 USB Ports
- 118" Power Cord
- 40" USB Cable Length

**Color In Stock:** Black  
List: \$179.00

**FOR MODULAR  
ELECTRICAL SYSTEM  
COMPONENTS  
SEE PAGE 51**

### Power Insert

**GREAT FOR OS SERIES  
CONFERENCE TABLES!  
SEE PAGE 80-88**



#PLTBPOWERSI

#### POWER INSERT PLTBPOWER

- 2 Power Outlets
- 1 Data Outlet; 1 Phone Outlet
- 1 USB Port; 1 HDMI Port
- 8' Power Cord

**Bottom Box:** 8 3/4" x 4 1/4"

**Top of Box:** 10 3/8" x 4 9/16"

List: \$519.00

**Colors In Stock:** (BLK) Black  
or (SI) Silver



#PLTBPOWERBLK



CLOSED



CLOSED



# ACCESSORIES

## STANDING DESK RISERS + SPINE CORD MANAGEMENT

### StandUp PNEUMATIC DESK RISER

#### Converts Table Top to Healthy Standing Workstation

Easy touch pneumatic height adjustment of the OfficeSource® Sit and Stand risers allow for a quick, simple and affordable way to turn any desk into an ergonomic work surface. Experience a healthier way to work... burn more calories, improve posture, decrease risk of carpal tunnel, arthritis and back pain.

#### PNEUMATIC DESK RISER

##### SS3221BLK

- Height Adjustable Keyboard & Monitor Stand
- Easy Touch Pneumatic Height Adjustment
- Vacuum Sealed Surfaces
- Holds up to 33 Lbs.

Overall Upright: 31½"W x 21½"D x 16"H

Overall Lowered: 31½"W x 25½"D x 8"H

Wood Top Platform: 31½"W x 20½"D

Keyboard Platform: 24½"W x 8½"D

List: \$599.00

Color In Stock: BLK Black



Some items in this series come ready-to-assemble.




\*Monitor Arms Not Included.



OPEN

#SS3221BLK



CLOSED

#SS3221BLK

\*Monitor Arms Not Included.

### StandUp STANDING DESK COLLECTION SIT & STAND RISERS

#### Converts Table Top to Healthy Standing Workstation

Easy touch pneumatic height adjustment of the OfficeSource® Sit and Stand risers allow for a quick, simple and affordable way to turn any desk into an ergonomic work surface. Experience a healthier way to work... burn more calories, improve posture, decrease risk of carpal tunnel, arthritis and back pain.

#### RISER - DUAL MONITOR

##### W/CLAMP & GROMMET

##### 4311PMDR2BLK

- Standing Desk Solutions
- Monitor/Keyboard Stand
- Holds Up to 28.6 Lbs Combined Weight

Overall: 28¾"W x 47½"D x 19¼ - 36½"H

List: \$949.00

Color In Stock: BLK Black



PIVOTING MONITOR MOUNTS

DOUBLE  
MONITOR  
RISER



#4311PMDR2BLK



Some items in this series come ready-to-assemble.

### Spine Cord Management

#### SPINE CORD MANAGEMENT

##### CMS03SI

- 30' Flexible Cord Concealer

List: \$60.00

Color In Stock: Silver (Only)

**KEEPS CORDS  
ORGANIZED!**



#CMS03SI

# PRODUCT INDEX

## BY MANUFACTURER

### 9 TO 5 SEATING

Aria .....	168
Bristol .....	169
Core .....	169
Cydia .....	169
Strata .....	169
Vault .....	168

### - C -

#### CANDEX

Contemporary Value.....	14
Component Series.....	15
Saturn Series .....	16
Workstation .....	16, 17
Conference.....	16
Reception .....	17

### - D -

#### DIVERSIFIED

Educational Lab Furniture .....	204-205
---------------------------------	---------

#### DATUM

4Post-in-a-Box Shelving System .....	212
CPU Locker.....	213
Datum TekCart GLC.....	213
Ez2 Rotarty Filing Systems ....	212
Laptop Locker.....	213
Stak-N-Lok Modular Systems..	212
The Datum FileCart.....	212
The Mobile Podium Desk ....	213
WallWrite.....	213

### - E -

#### THE EDGE DESK

Edge Desk.....	78-79
----------------	-------

### - F -

#### FIREKING

UL 1-Hour Lateral File.....	216
UL 1-Hour Vertical File .....	216
Patriot File .....	217
UL 1-Hour Turtle Files.....	217
1-Hour Fire Safes & Water Resistant .....	217

### FLEXSTEEL CONTRACT

Governor's Collection.....	4-5
Inigo Collection .....	120
Keswick Collection .....	2, 147
Rue de Lyon Collection .....	3
Zoll Collection.....	121

### - H -

#### HPFI

Flex .....	123
Haley .....	122
Hannah .....	122
Harmony .....	122
Malibu Occasional Tables ....	148

### - I -

#### INDIANA FURNITURE

Canvas .....	8
Phoenix .....	9

### - L -

#### LINEA ITALIA

Massima Collection.....	20-21
Vortex Collection .....	22-23

#### LA-Z-BOY

Dawson Collection .....	155
Skylar Collection .....	155
Torrance Collection.....	154
Weston Collection .....	154

### - M -

#### MOORECO

Whiteboards .....	111
Magnetic & Glass Boards..	112-113

### - O -

#### OFFICESOURCE

500, 600 Series Metal Desks....	18
700, 900 Series Metal Desks....	19
Abbey Collection .....	6-7
Abbey Conference Tables ...	7, 108
Advanced Collection ....	167, 191
Advantage Collection....	145, 164
Adventure Collection .....	167
Agenda Collection.....	173, 197

### OFFICESOURCE (Continued)

Artesa Collection .....	181
Basic Rendition Collection ....	160
Becker Big & Tall Collection .....	145, 150
Bench Pedestals .....	206
Benching Cabinets .....	222
Bleecker Street Collection .....	102, 141, 148, 188-189
Bleecker Street Café .....	104-106
Blow Mold Folding Tables.....	202
Blow Mold Folding Chair.....	202
Borders II.....	80-85
Bowery Collection .....	139
Boxero Collection.....	162
Budget Storage.....	215
Cade Collection .....	181
Carson Collection.....	192
Casi Collection .....	193
Center Drawer.....	226
Chairmats .....	223-225
Charleston Collection.....	157
Chelsea Collection.....	137
Comet Collection.....	187
Contemporary Collection .....	10-11, 109, 148
CoolMesh Basic Collection .....	176-177
CoolMesh Pro Collection .....	170-172, 185, 197
CoolMesh Collection .....	172-177, 196, 198
Corridor Lockers.....	206
Costa Collection .....	184
CPU Holder.....	226
Crescent Collection.....	135
Crossway Collection .....	180, 184, 192
Cubby Storage Organizers ....	208
Define Collection .....	130
Deluxe Storage Cabinets.....	214
Dover Collection .....	136
Draper Collection.....	129
Effort Collection .....	166, 186
Elan Collection .....	144, 179
Elite Collection .....	214



**OFFICESOURCE (Continued)**

Elroy Collection.....	135
Engage Collection.....	178
Fairfield Collection.....	167
Farley Collection.....	144
Flat File Storage.....	209
Franklin Collection.....	144, 180
Gallardo Collection.....	180
Glass Chairmats.....	223
Hahn Collection.....	166
Heavy Duty Racks.....	207
Heavy Duty Welded Booktrucks.....	208
Heitz Collection.....	182, 186
Heritage Collection.....	128
Imperial Collection.....	166
Indulge Collection.....	143, 163
Ingot Series.....	102
Integrate Collection.....	124
Interra Panels.....	114
Keyboard Systems.....	226
Laminate Pedestals.....	219
Lancaster Collection.....	140, 156
Lateral File Collection.....	220
LCD Arms.....	227
Levy Collection.....	192
Loft Collection.....	188-189
Luna Collection.....	183
Madison Collection.....	133
Maggie Collection.....	133
Manhattan Collection.....	131
Mario Seating.....	195
Merak Collection.....	143, 161
Merax Collection.....	166
Metal Pedestals.....	219
Merit Collection.....	142
Millennial Collection.....	126
Mobile Power Tower.....	228
Mobile Steel Bookcases.....	210
Mobile Storage Cabinets.....	215
Modular Electric Systems.....	33
Montana Collection.....	165
Newton Collection.....	128
Orb Series.....	146
OS 24/7 Collection.....	143, 151
OS 600 Series Lateral Files.....	221

**OFFICESOURCE (Continued)**

OS Big & Tall Collection.....	149, 150-151
OS Big & Tall Stack Collection.....	149, 190
OS Frosted Glass Tables.....	107
OS Laminate Tables.....	147
OS Laminate Bookcases.....	211
OS Laminate Collection.....	24-32, 34-51
OS Laminate Encore Collection.....	52-53
OS Laminate Encore, Step Front Guide.....	27
OS Laminate Lateral Files.....	221
OS Laminate Series Typical Options.....	35-51
OS Conference Tables.....	94-106
OS Laminate Pedestals.....	219
OS Laminate Pedestal Tables.....	146
OS Panels.....	116-118
OS Training Tables.....	86-93
Parson Collection.....	193
Plexus Collection.....	184
Power Grommets & Electrical.....	228
Power Modules.....	228
Prestige Collection.....	163
Prius Collection.....	178
Profile Collection.....	134
Provident Collection.....	164
Prudential Collection.....	164
Reese Collection.....	189
Regal Collection.....	191
Rendition Collection.....	143, 159
Rise Stool.....	187
Roster Collection.....	190
Savore Collection.....	138
Sequence Collection.....	127
Serene Collection.....	183
Shapes Collection.....	125
Sienna Collection.....	12-13
Sierra Collection.....	165
Sit/Stand Stool.....	76, 187
Sleek Stool.....	187

Specialty Lockers.....	207
Spencer Collection.....	140, 158
Spice Collection.....	177, 185
Sprint Collection.....	144, 179
Spine Cord Management.....	229
Spool Collection.....	203
Spry Mobile Marker Board.....	110
Square Edge Bookcases.....	211
Stacked Seating.....	194
StandUp.....	70-77, 225
StandUp Sit & Stand Risers.....	229
Stark Collection.....	134
Steel Bookcases.....	210
Steel Folding Chairs.....	202
Storage & Wardrobe.....	218
Studio Collection.....	162
System 2 Panels.....	115
Table & Chair Carts.....	202
Task Lighting.....	227
Tate Collection.....	145
Torrance Collection.....	182, 186
Tower Collection.....	194
Tribeca Collection.....	132
Triumph Collection.....	198
Value Collection.....	142
Variant Collection.....	54-69
Vertical File Collection.....	220
Vinyl Medical Stools.....	187
Welded Booktrucks.....	208
Welded Storage Lockers.....	208, 209
Wellness Collection.....	152-153
Whistler Collection.....	165

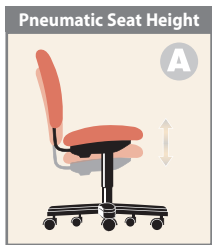
**- S -****SCREENFLEX**

Mobile Screenflex.....	119
------------------------	-----

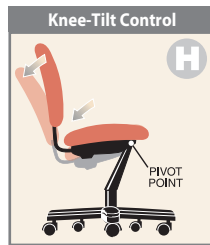
**- V -****VIRCO**

6000 Series.....	201
785 Series.....	200
8900 Series.....	199
Classic Series.....	200
Folding Chairs & Carts.....	199
Mobile Stool & Benches.....	201
Table Trucks & Chair Carts.....	201-202

# CHAIR FUNCTIONS




Adjusts "up and down" seat height relative to the floor.



Allows user to fully recline while keeping feet comfortably on the floor. "Pivot point" is placed near the front of the seat.



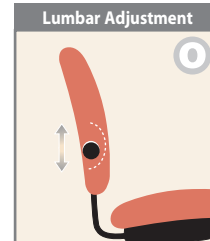
Allows user to "adjust back in and out" for additional seat depth.



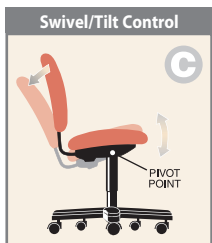
Allows seat "rotation" in a full circle.



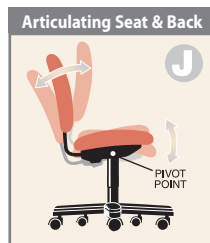
Automatically "adjusts seat and back angle while maintaining a 2:1 recline ratio", providing optimum back support and minimal seat rise.



Allows user to "custom fit chair by adjusting lumbar" for optimum support and comfort.



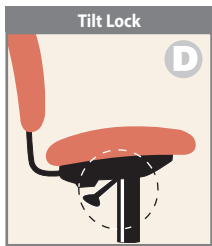
Places the "pivot point" directly above the base center and allows the user to lean back in a seated position.



"Adjusts seat & back angle independently" with a single lever.



Allows user to "tilt seat forward" for optimum comfort while doing intensive forward-oriented tasks.



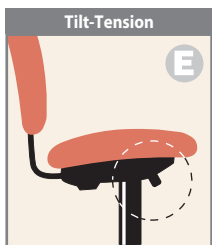
"Locks seat and back" in an upright position.




Allows user to "adjust and lock seat and back angle" of chair independently of each other.



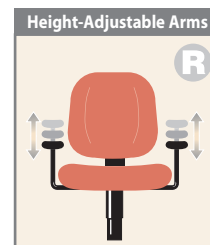
Allows seat to move "forward and back" or to be locked in a desired position.



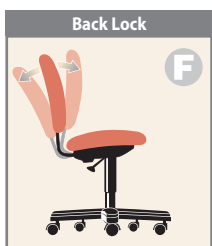
Allows user to adjust "resistance" with which chair reclines or tilts.



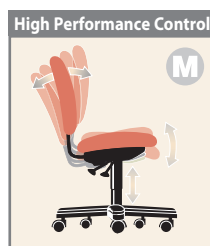
Allows user to "adjust back up and down" for proper positioning of lumbar.



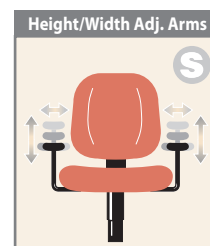
Allows user to "adjust arms up and down" within a set range to accommodate a variety of tasks.



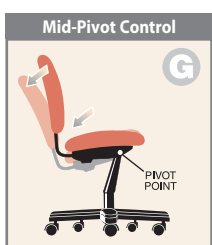
Allows user to select and "lock a particular back angle."



Includes "swivel/tilt with tension control, independently adjustable seat and back angle with infinite lock (any position) and forward pitch control."



Allows user to "adjust arms up and down, or in and out" within a set range to accommodate a variety of tasks.



Allows user to recline at a more natural angle than the traditional tilt control. "Pivot point of chair is positioned slightly forward" toward the front of the seat.



## Commercial Grade Indoor-Outdoor Table Tops

**★ NEW!**  
COLLECTION

## Table Top Finishes



Rustic Maple



Greystone



Charcoal




Natural



Black Steel

**2 Shapes  
2 Sizes**



**Available  
by Special  
Order.**



**Table Bases**

**UV Resistant  
Powder / Zinc Coated  
Cast Iron Bases.**



211



214

**Outdoor Seating**



OD400-18



OD400



**CALL YOUR SALES REPRESENTATIVE FOR DETAILS!**





THE EDGE DESK SYSTEM

## FURNITURE FOR THE MOBILE AGE IS HERE! Got Big Ideas and Limited Space?

### MAXIMUM PRODUCTIVITY

The Edge Desk places you in a focused position at a clean, uncluttered work space, so you can get more done faster.

### FAST AND SIMPLE

The Edge Desk comes fully assembled and can be deployed in under 10 seconds. Folds to 7" for storage and transportation.

### PORTABLE COMFORT

The Edge's ergonomic kneeling chair and adjustable desk lets you find the perfect working position without the back strain.

## THE EDGE DESK

Adjustable, Ergonomic Desk  
for Comfort & Productivity



Comes fully assembled and sets up in < 30 seconds



Fully adjustable for a huge range of body types



Weighs under 30 lbs.




Folds to 7" in seconds for easy storage and transportation



Accessorize the outer Edge while keeping the work surface clear



Great for small spaces!



### EXTENSIVE USABILITY

The Edge Desk's simplicity allows for a wide range of customers: artists, students, business professionals, and freelancers.



The Most Comfortable, Productive Desk You'll Ever Use.